



US00D575094S

(12) **United States Design Patent**  
**Lebowitz**

(10) **Patent No.:** **US D575,094 S**

(45) **Date of Patent:** **\*\* Aug. 19, 2008**

(54) **TEA KETTLE**

(75) Inventor: **Samuel Lebowitz**, Shelter Island, NY  
(US)

(73) Assignee: **Wilton Industries, Inc.**, Woodridge, IL  
(US)

(\*\*) Term: **14 Years**

(21) Appl. No.: **29/273,625**

(22) Filed: **Mar. 9, 2007**

(51) **LOC (8) Cl.** ..... **07-01**

(52) **U.S. Cl.** ..... **D7/321; D7/312**

(58) **Field of Classification Search** ..... D7/300,  
D7/317, 318, 320, 321, 322, 312; 222/475,  
222/474, 470, 144.5, 146.6, 472, 469  
See application file for complete search history.

(56) **References Cited**

**U.S. PATENT DOCUMENTS**

D288,518 S *	3/1987	Lebowitz	.....	D7/322
D338,799 S	8/1993	Lebowitz		
D342,640 S	12/1993	Lebowitz		
D380,337 S *	7/1997	Lien	.....	D7/322
D435,997 S *	1/2001	Leo et al.		
D467,943 S *	12/2002	Tagami	.....	D15/9
D478,767 S *	8/2003	Lebowitz		
D478,768 S *	8/2003	Belton		
D490,641 S *	6/2004	Lebowitz		

D497,511 S *	10/2004	Lebowitz		
D502,838 S *	3/2005	Ancona		
D504,273 S *	4/2005	Ancona		
7,048,144 B1 *	5/2006	Chan et al.	.....	222/1
D523,071 S *	6/2006	Katayama et al.		
D528,345 S *	9/2006	Smaldone		
D529,328 S *	10/2006	Schmidt et al.		
D541,100 S *	4/2007	Lebowitz		
D541,573 S *	5/2007	Lebowitz		
D558,509 S *	1/2008	Bodum		

\* cited by examiner

*Primary Examiner*—Marianne Pandozzi

(74) *Attorney, Agent, or Firm*—DLA Piper US LLP; R. Blake Johnston

(57) **CLAIM**

The ornamental design for the tea kettle, as shown.

**DESCRIPTION**

FIG. 1 is a perspective view of the tea kettle;  
FIG. 2 is a front elevational view of the tea kettle;  
FIG. 3 is a rear elevational view of the tea kettle;  
FIG. 4 is a left side elevational view of the tea kettle, the  
opposite side of which is an identical mirror image;  
FIG. 5 is a top plan view of the tea kettle; and,  
FIG. 6 is a bottom plan view of the tea kettle.

**1 Claim, 6 Drawing Sheets**






FIG. 1




FIG. 2




FIG. 3




FIG. 4

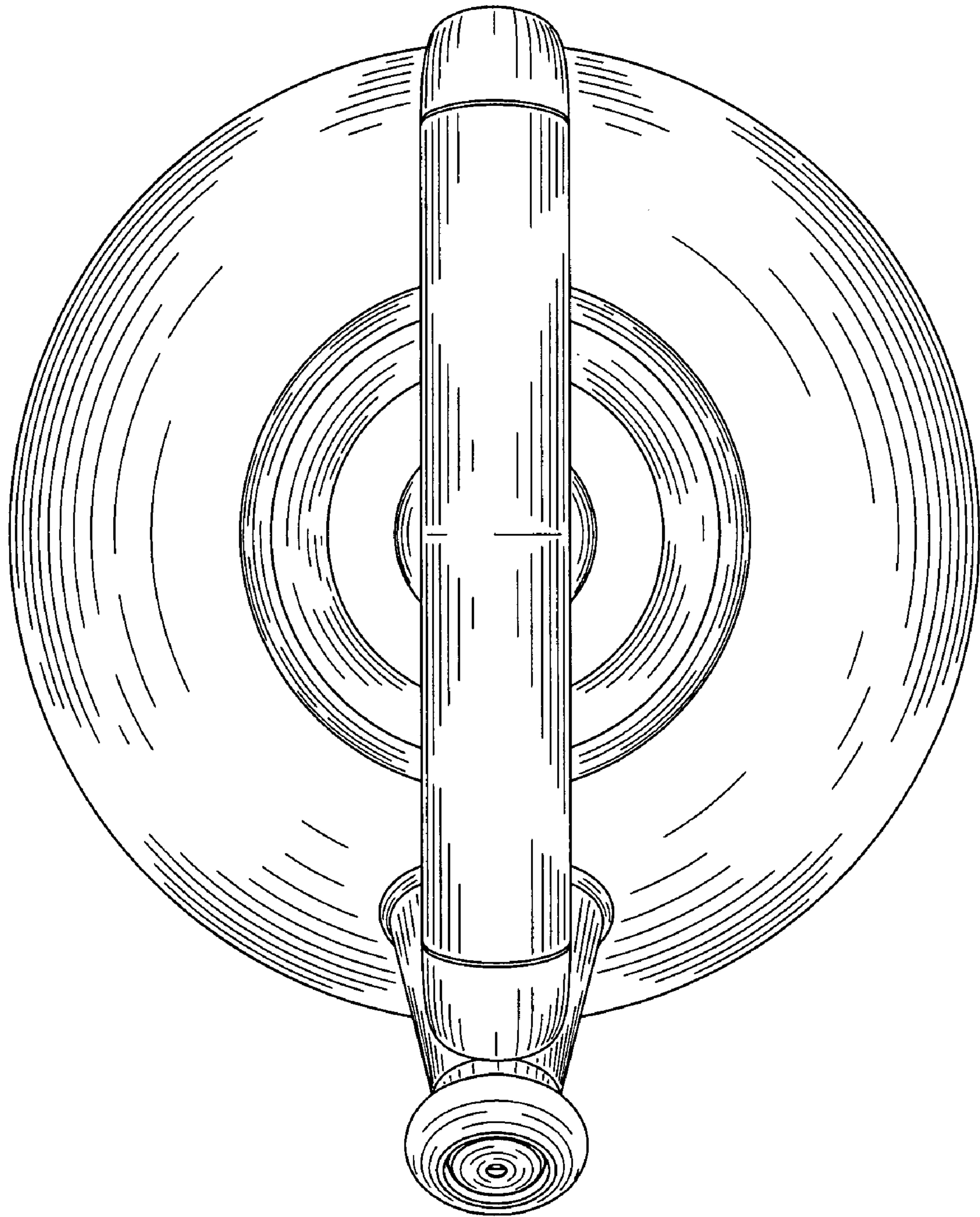


FIG. 5

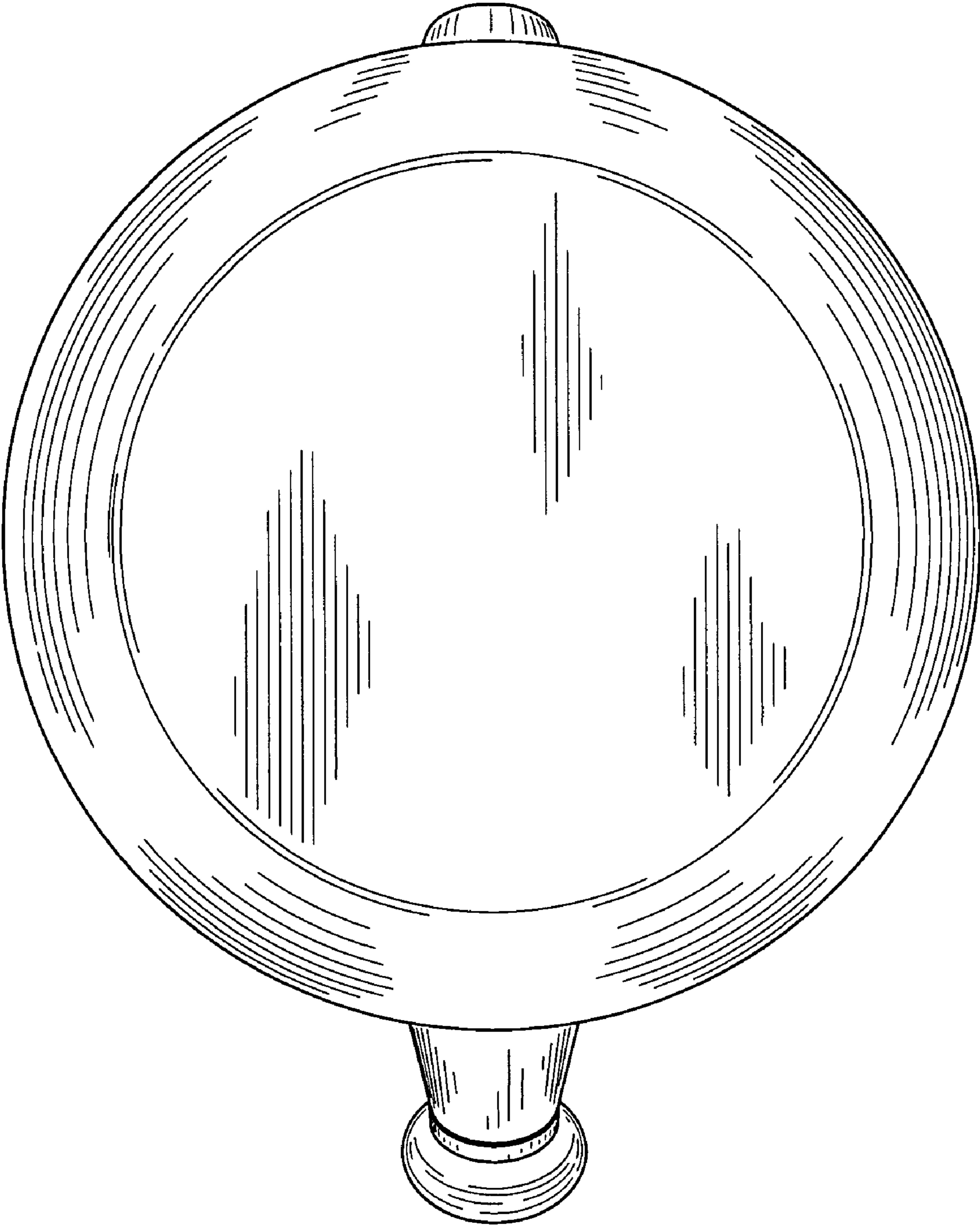


FIG. 6