



US00D575077S

(12) **United States Design Patent**
Kessels

(10) **Patent No.:** **US D575,077 S**
(45) **Date of Patent:** **** Aug. 19, 2008**

(54) **TRAY**
(75) Inventor: **Ron Kessels**, Oud-Turnhout (BE)
(73) Assignee: **Masron BV**, Valkens Waard (NL)
(**) Term: **14 Years**

D411,388 S * 6/1999 Sacco et al. D6/406.6
D455,024 S * 4/2002 Mimick et al. D6/406.3
D472,728 S * 4/2003 Harris et al. D6/406.3
D499,575 S * 12/2004 Chan D6/406.3
D526,810 S * 8/2006 Lorr et al. D6/406.5

(21) Appl. No.: **29/261,848**
(22) Filed: **Jun. 21, 2006**

* cited by examiner

Primary Examiner—Charles A. Rademaker
Assistant Examiner—Charles D Hanson
(74) *Attorney, Agent, or Firm*—Kirschstein, et al.

(30) **Foreign Application Priority Data**
Dec. 26, 2005 (EM) 000456157-0001

(57) **CLAIM**

The ornamental design for a tray, as shown and described.

(51) **LOC (8) Cl.** **06-06**
(52) **U.S. Cl.** **D6/406.3; D7/552.2**
(58) **Field of Classification Search** D7/542,
D7/545, 550.1, 552.1, 553.1, 553.6, 554.2,
D7/555, 669, 682, 688, 683, 686, 354, 356,
D7/360, 376, 380, 553.4, 553.7, 642, 566,
D7/570, 501; D9/431, 500, 502, 737, 761,
D9/420, 422–426, 428, 429, 414–418; 220/904,
220/23.83, 574, 212, 657, 659, 755, 771,
220/555–557, 500, 506, 528, 529; 206/821,
206/822, 223, 541, 557, 564; 426/106, 119,
426/120, 127; D6/406.3

DESCRIPTION

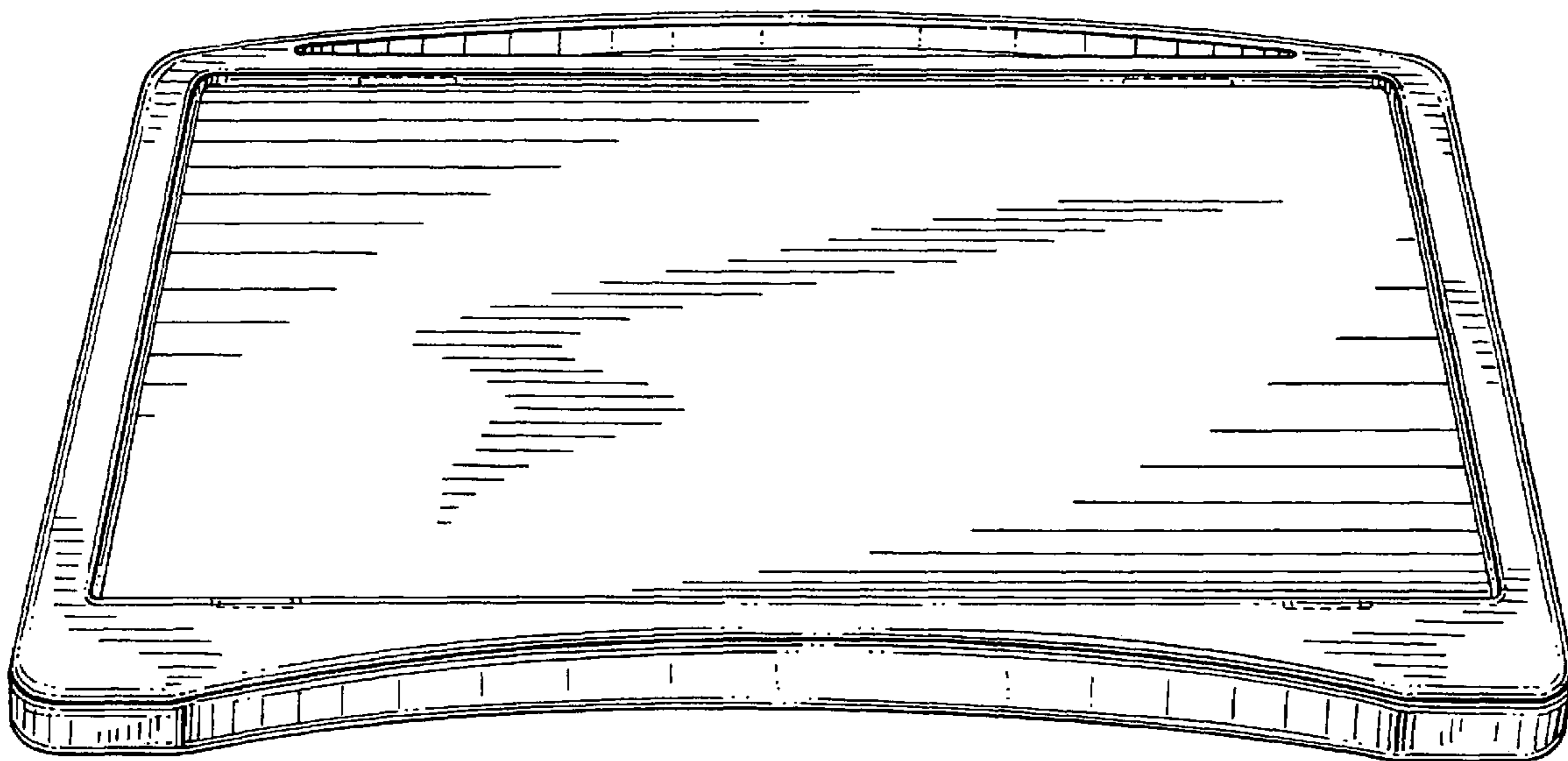
FIG. 1 is a perspective view of a tray showing my new design;
FIG. 2 is top plan view thereof;
FIG. 3 is a side elevational view thereof;
FIG. 4 is a front elevational view thereof;
FIG. 5 is a rear elevational view thereof; and,
FIG. 6 is a bottom plan view thereof.

See application file for complete search history.

The texture shown in fragment on the underside of the design
in FIGS. 3–6 represents an overall surface texture within the
areas indicated.

(56) **References Cited**
U.S. PATENT DOCUMENTS
D344,435 S * 2/1994 Whall D7/554.3

1 Claim, 4 Drawing Sheets



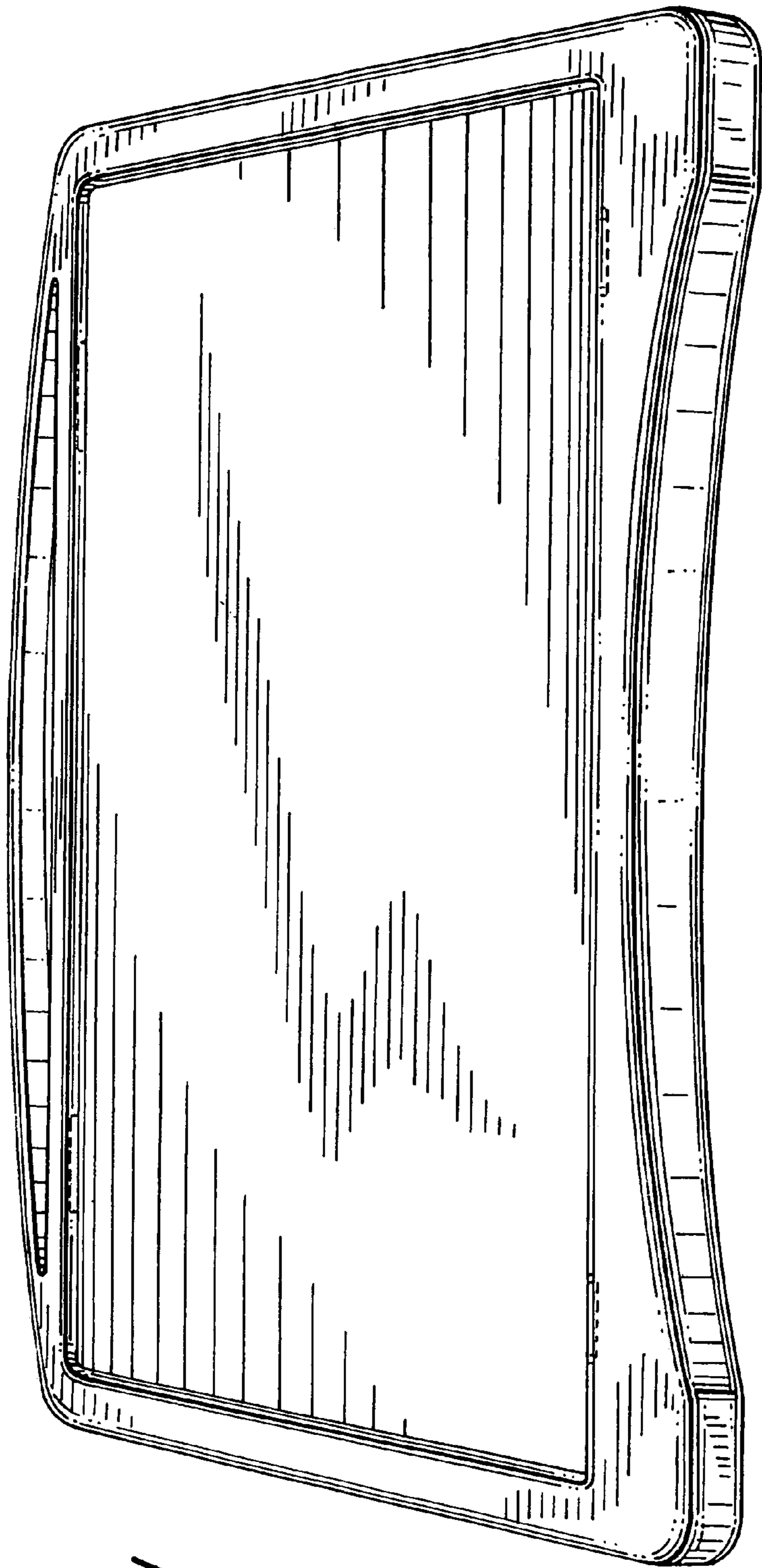


FIG. 1

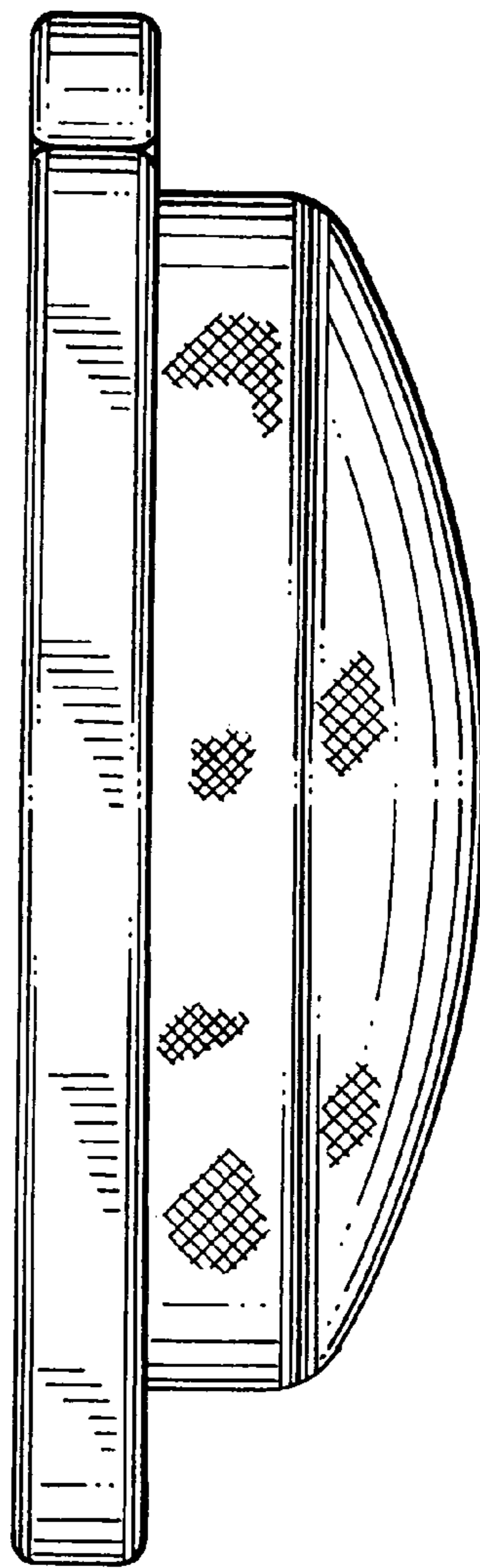


FIG. 3

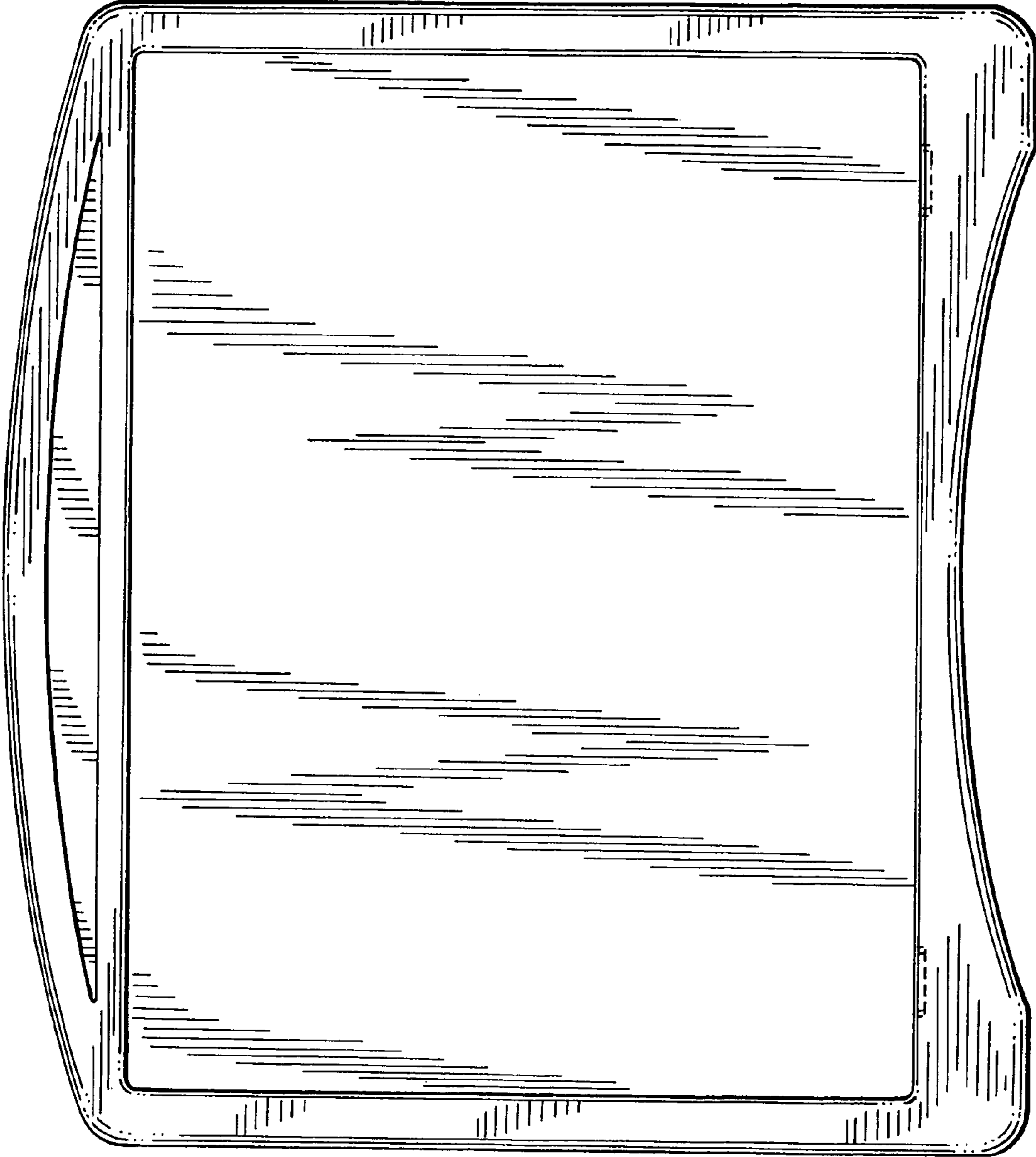


FIG. 2

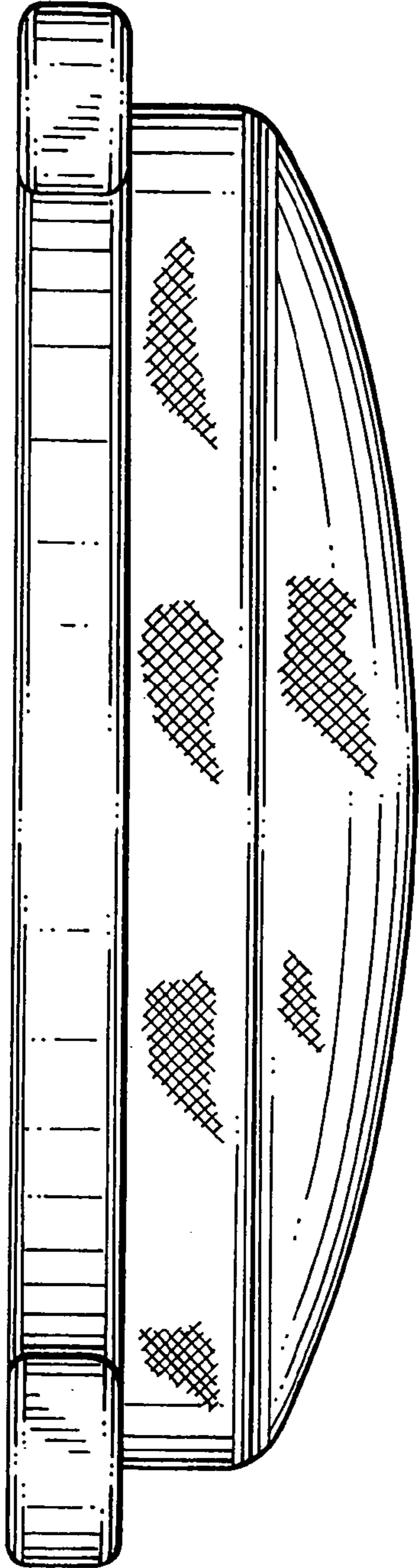


FIG. 4

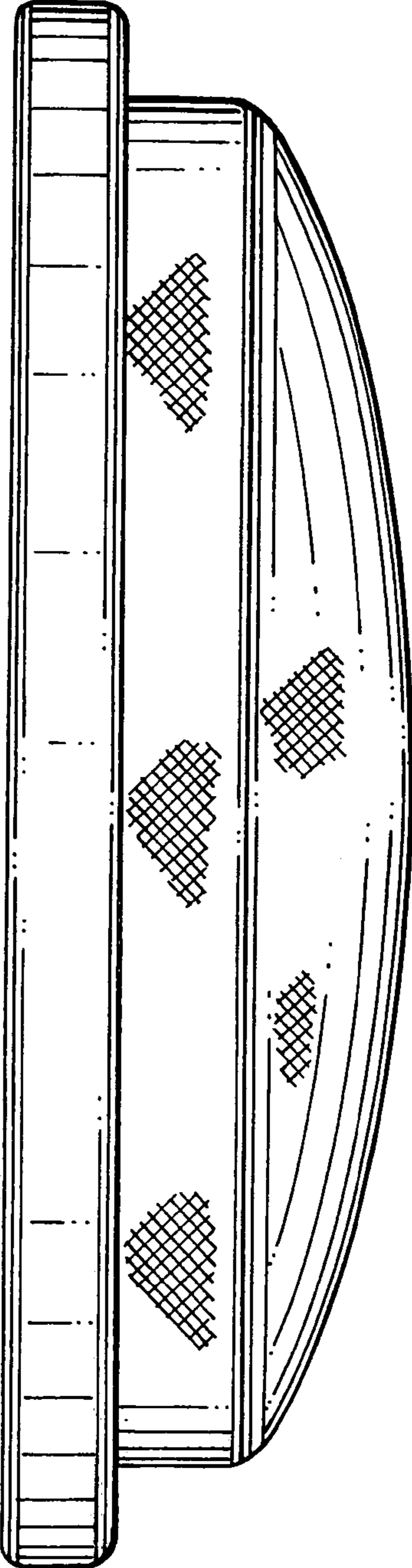


FIG. 5

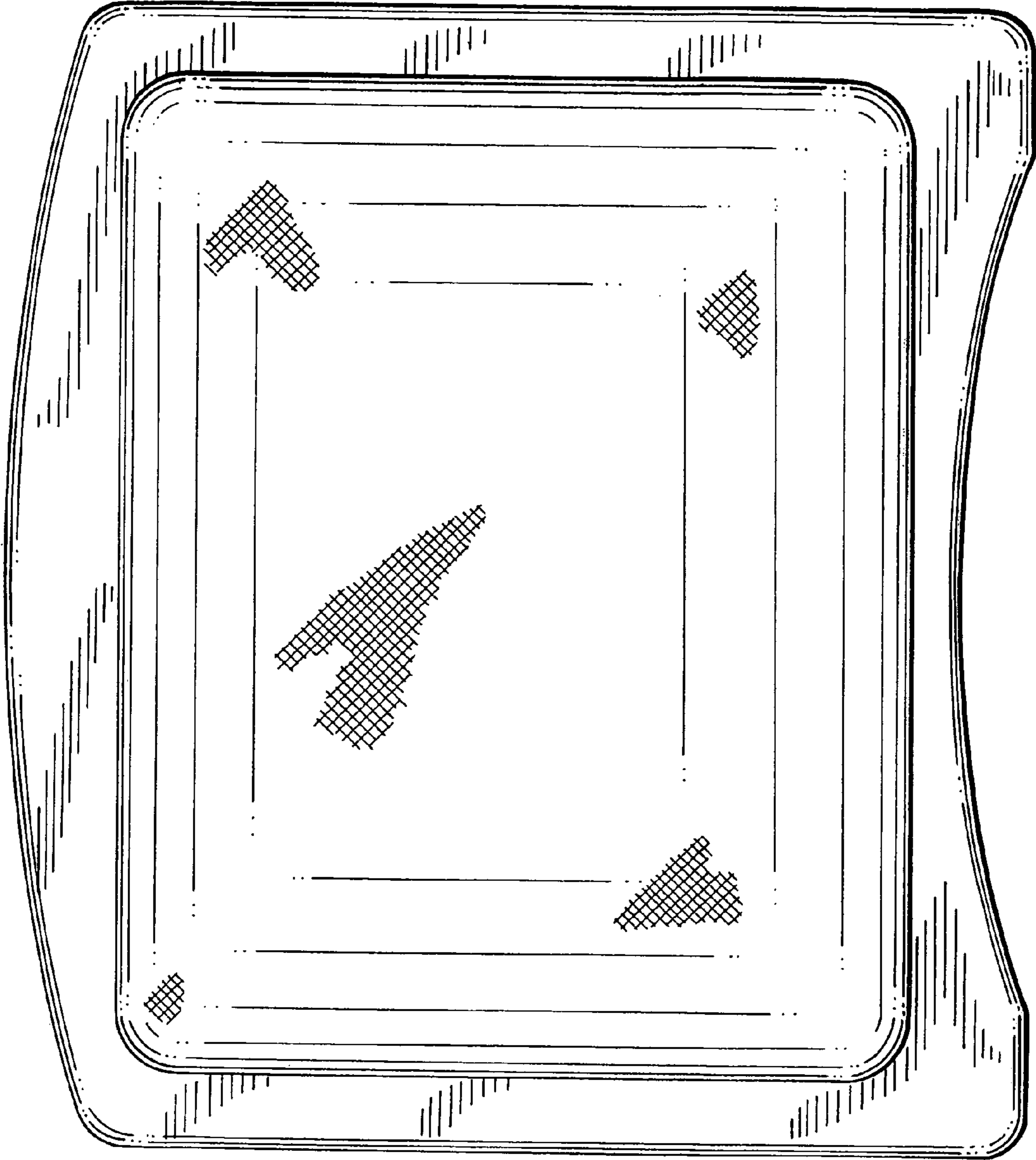


FIG. 6