



US00D575075S

(12) **United States Design Patent**
Schmitt

(10) **Patent No.:** **US D575,075 S**
(45) **Date of Patent:** **** Aug. 19, 2008**

(54) **CHAIR AND A HALF**

(75) Inventor: **Jack Schmitt**, San Juan Capistrano, CA
(US)

(73) Assignee: **Amini Innovation Corp.**, Pico Rivera,
CA (US)

(**) Term: **14 Years**

(21) Appl. No.: **29/294,749**

(22) Filed: **Jan. 25, 2008**

(51) **LOC (8) Cl.** **06-01**

(52) **U.S. Cl.** **D6/381**

(58) **Field of Classification Search** D6/334,
D6/349, 355, 357, 367, 368, 370, 374-381,
D6/500-502; 297/175, 232, 233, 283.2,
297/283.3, 445.1, 448.1, 452.12, 452.38,
297/452.48, 461, 462; 5/12.1, 12.2

See application file for complete search history.

(56) **References Cited**

U.S. PATENT DOCUMENTS

1,273,968	A	*	7/1918	Whedon	297/440.15
D78,078	S	*	3/1929	Bauer	D6/381
D86,071	S	*	1/1932	Anderson	D6/381
D86,555	S	*	3/1932	Anderson	D6/381
D86,819	S	*	4/1932	Anderson	D6/381
D97,251	S	*	10/1935	Berth	D6/381
D210,659	S	*	4/1968	Granger	D6/334
D233,286	S	*	10/1974	Fisher	D6/334
D286,587	S	*	11/1986	Culler	D6/334
D286,588	S	*	11/1986	Culler	D6/334
D439,755	S	*	4/2001	Tjia	D6/334

D440,067	S	*	4/2001	Corella	D6/381
D455,023	S	*	4/2002	Lee	D6/381
D459,607	S	*	7/2002	Gibson	D6/381
D487,850	S	*	3/2004	Adair et al.	D6/381
D509,374	S	*	9/2005	Adair et al.	D6/381
D543,049	S	*	5/2007	Gibson	D6/381
D564,776	S	*	3/2008	Adair et al.	D6/381
D565,860	S	*	4/2008	Lamb et al.	D6/381
D566,415	S	*	4/2008	Adair et al.	D6/381
D567,532	S	*	4/2008	Lamb et al.	D6/381
D569,125	S	*	5/2008	Lamb et al.	D6/381

* cited by examiner

Primary Examiner—Sandra Snapp

(74) *Attorney, Agent, or Firm*—Cislo & Thomas, LLP

(57) **CLAIM**

I claim the ornamental design for a chair and a half, as shown and described.

DESCRIPTION

FIG. 1 is a perspective view of my chair and a half;

FIG. 2 is front view thereof;

FIG. 3 is a right side view thereof;

FIG. 4 is a left side view thereof;

FIG. 5 is a top view thereof;

FIG. 6 is a rear view thereof; and,

FIG. 7 is a close-up view of the design at the top of my chair and a half.

The broken lines shown in the drawings are for environmental purposes only and form no part of the claimed design.

1 Claim, 6 Drawing Sheets




FIG. 1




FIG. 2




FIG. 3

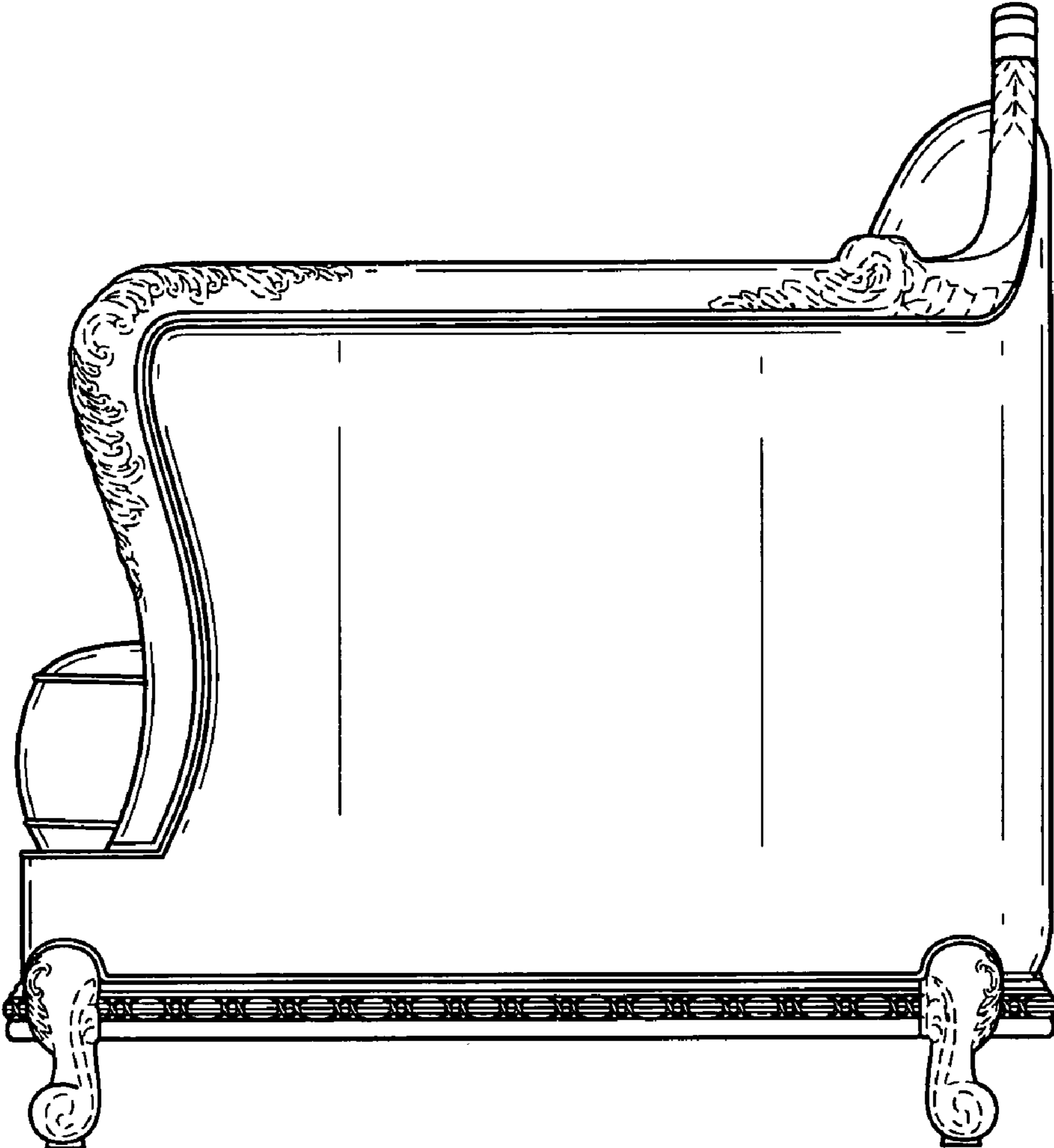


FIG. 4

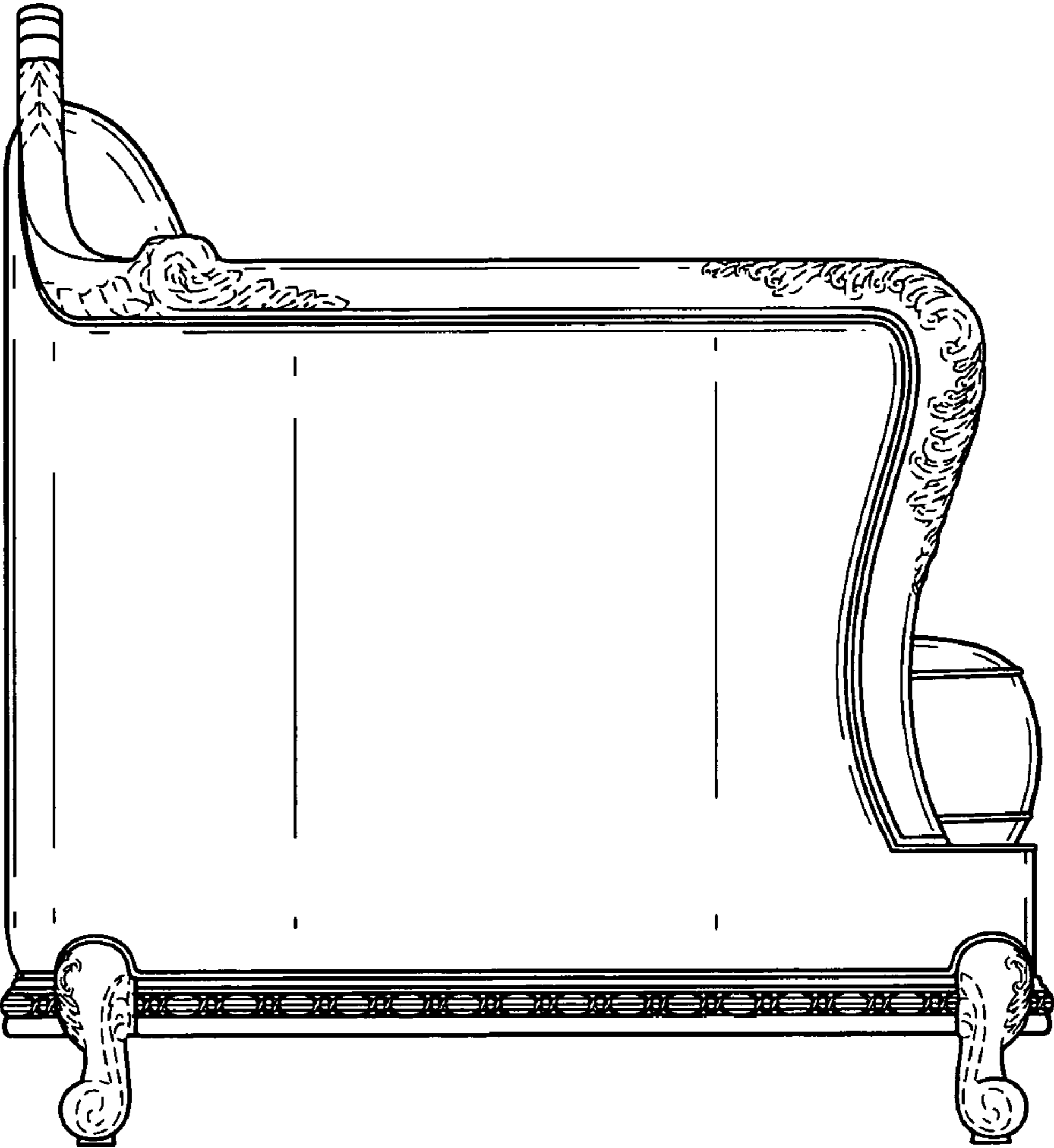


FIG. 5

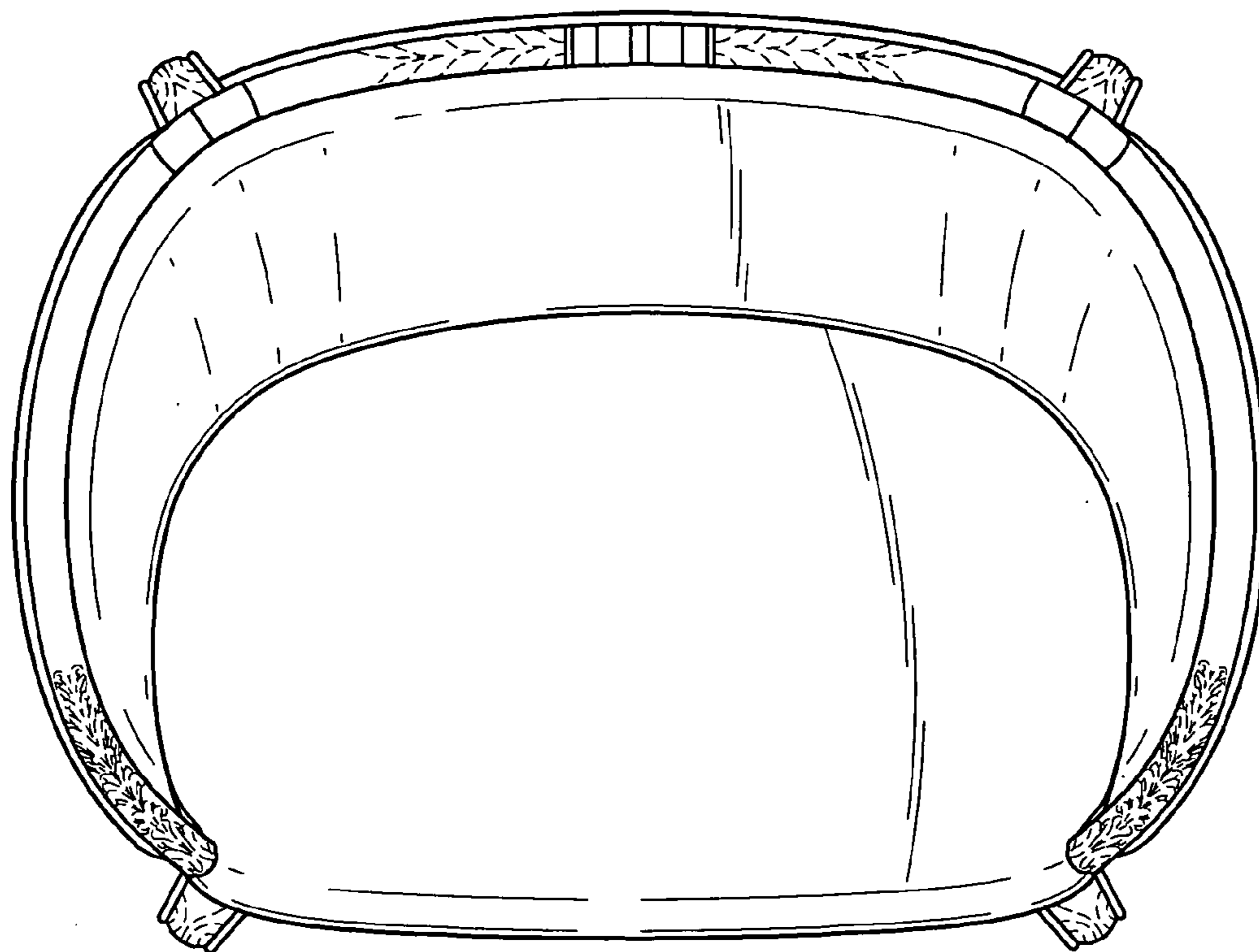


FIG. 6

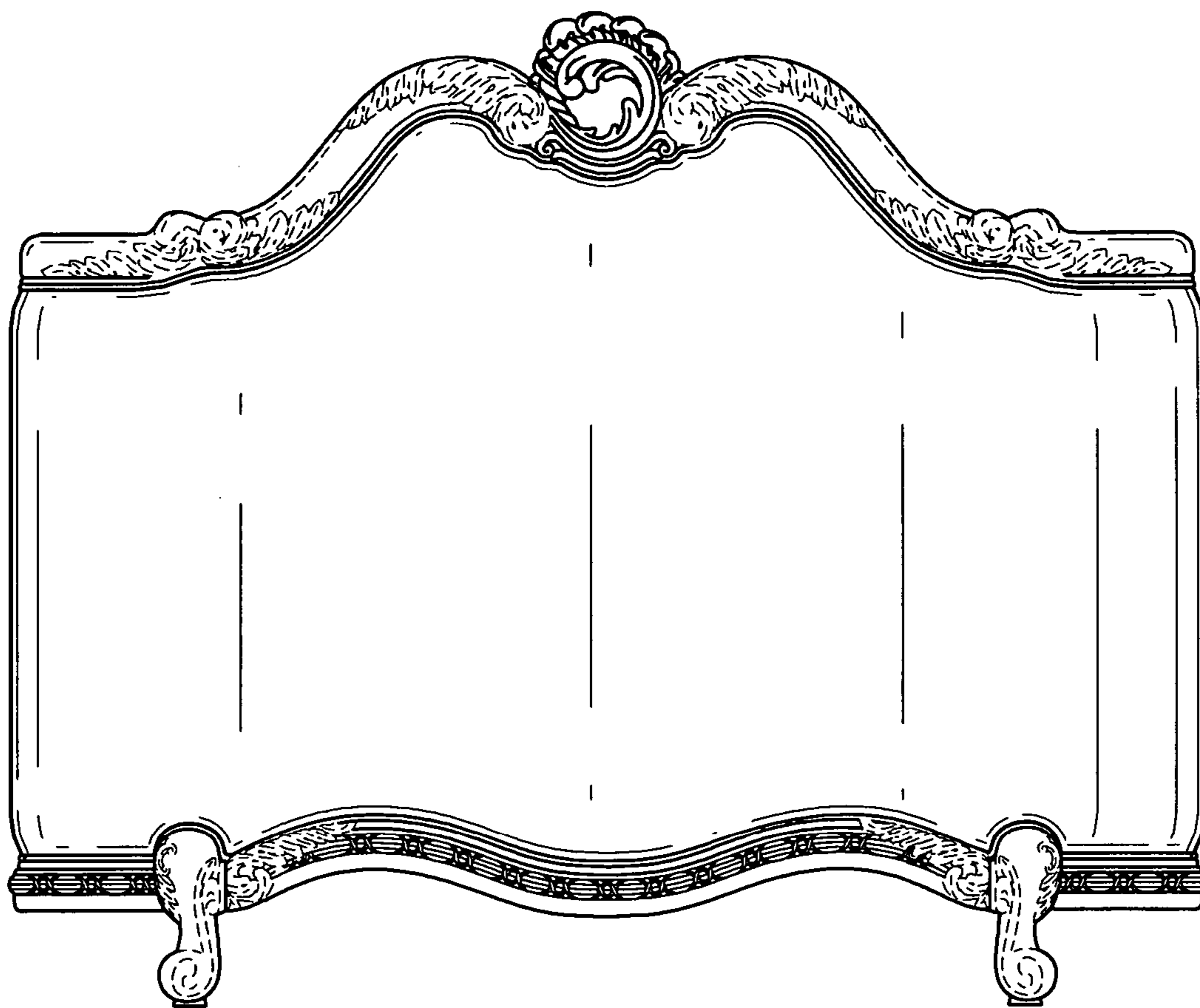


FIG. 7

