



US00D575069S

(12) **United States Design Patent**  
**Potter**

(10) **Patent No.:** **US D575,069 S**

(45) **Date of Patent:** **\*\* Aug. 19, 2008**

(54) **MASSAGE CHAIR**

(75) Inventor: **David Potter**, Los Angeles, CA (US)

(73) Assignee: **Human Touch, LLC**, Long Beach, CA (US)

(\*\*) Term: **14 Years**

(21) Appl. No.: **29/295,499**

(22) Filed: **Sep. 28, 2007**

(51) **LOC (8) Cl.** ..... **06-01**

(52) **U.S. Cl.** ..... **D6/335**

(58) **Field of Classification Search** ..... D6/334-338,  
D6/360, 367, 374, 375, 482, 491, 495, 500-502,  
D6/357, 364; 297/83, 157.1, 158.3, 170,  
297/184.16, 188.14, 244, 423.19; 5/12.1,  
5/12.2

See application file for complete search history.

(56) **References Cited**

**U.S. PATENT DOCUMENTS**

D476,492 S *	7/2003	Yamamoto et al. ....	D6/335
D502,607 S *	3/2005	Miyake et al. ....	D6/335
D511,900 S *	11/2005	Inada et al. ....	D6/367
D517,338 S *	3/2006	Inada et al. ....	D6/367
D536,891 S *	2/2007	Miyake et al. ....	D6/367
D536,893 S *	2/2007	Lifeng .....	D6/367
D536,894 S *	2/2007	Potter .....	D6/367
D536,895 S *	2/2007	Kawamura .....	D6/367
D537,643 S *	3/2007	Miyake .....	D6/367

D538,056 S *	3/2007	Lifeng .....	D6/367
D539,051 S *	3/2007	Dehli et al. ....	D6/367
D540,053 S *	4/2007	Kimoto .....	D6/367
D544,224 S *	6/2007	Zhuo .....	D6/367
D547,558 S *	7/2007	Egger .....	D6/334
D548,995 S *	8/2007	Ng .....	D6/367
D550,468 S *	9/2007	Ng .....	D6/367

\* cited by examiner

*Primary Examiner*—Sandra Snapp

(74) *Attorney, Agent, or Firm*—Christie, Parker & Hale, LLP

(57) **CLAIM**

The ornamental design for massage chair, as shown and described.

**DESCRIPTION**

FIG. 1 is perspective view of the massage chair according to the present invention;

FIG. 2 is a side view of the massage chair according to the present invention;

FIG. 3 is a front view of the massage chair according to the present invention;

FIG. 4 is another side view of the massage chair according to the present invention; and,

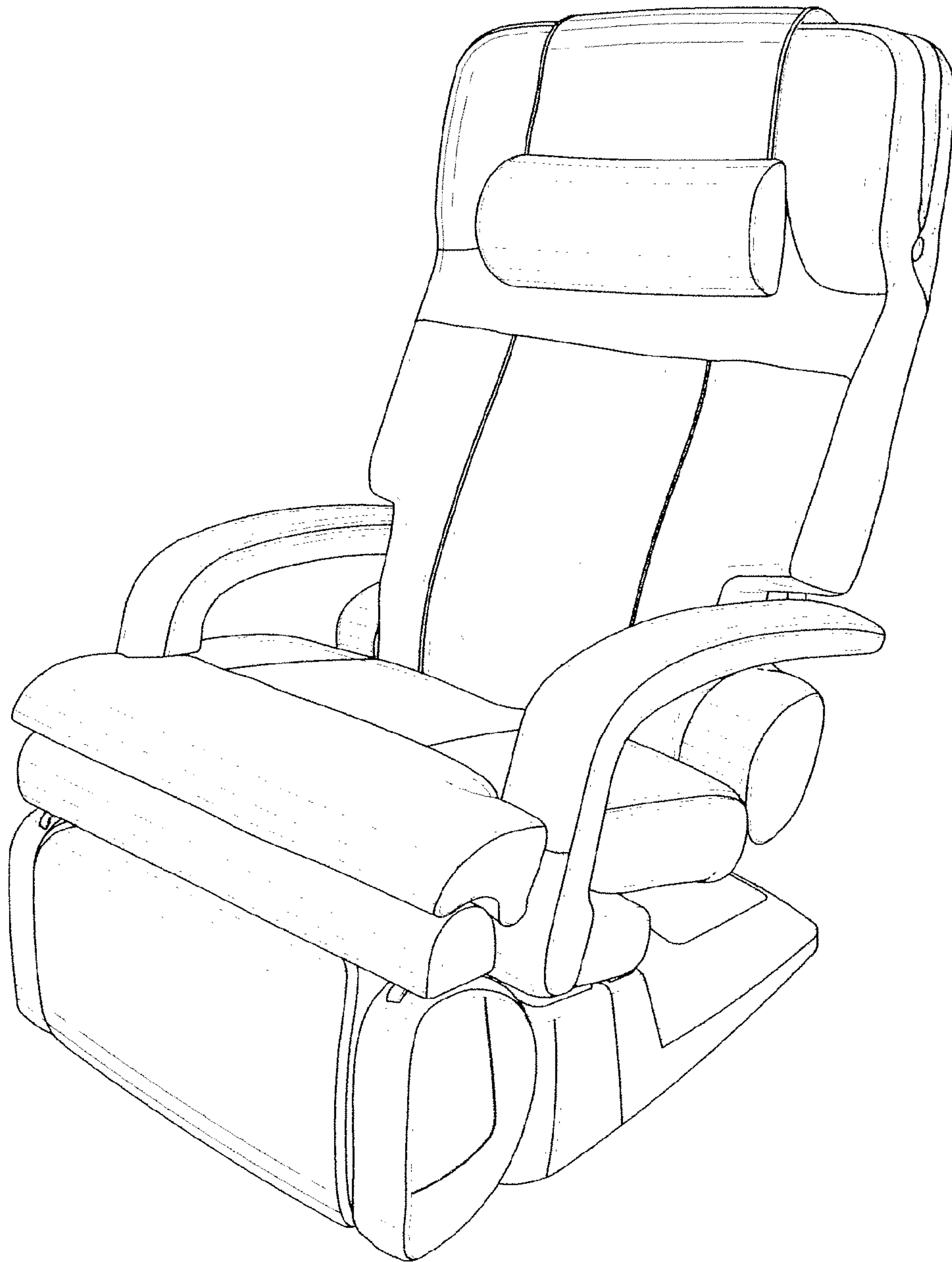
FIG. 5 is a back view of the massage chair according to the present invention.

The broken lines shown in the drawings are for illustrative purposes only and form no part of the claimed design.

**1 Claim, 5 Drawing Sheets**

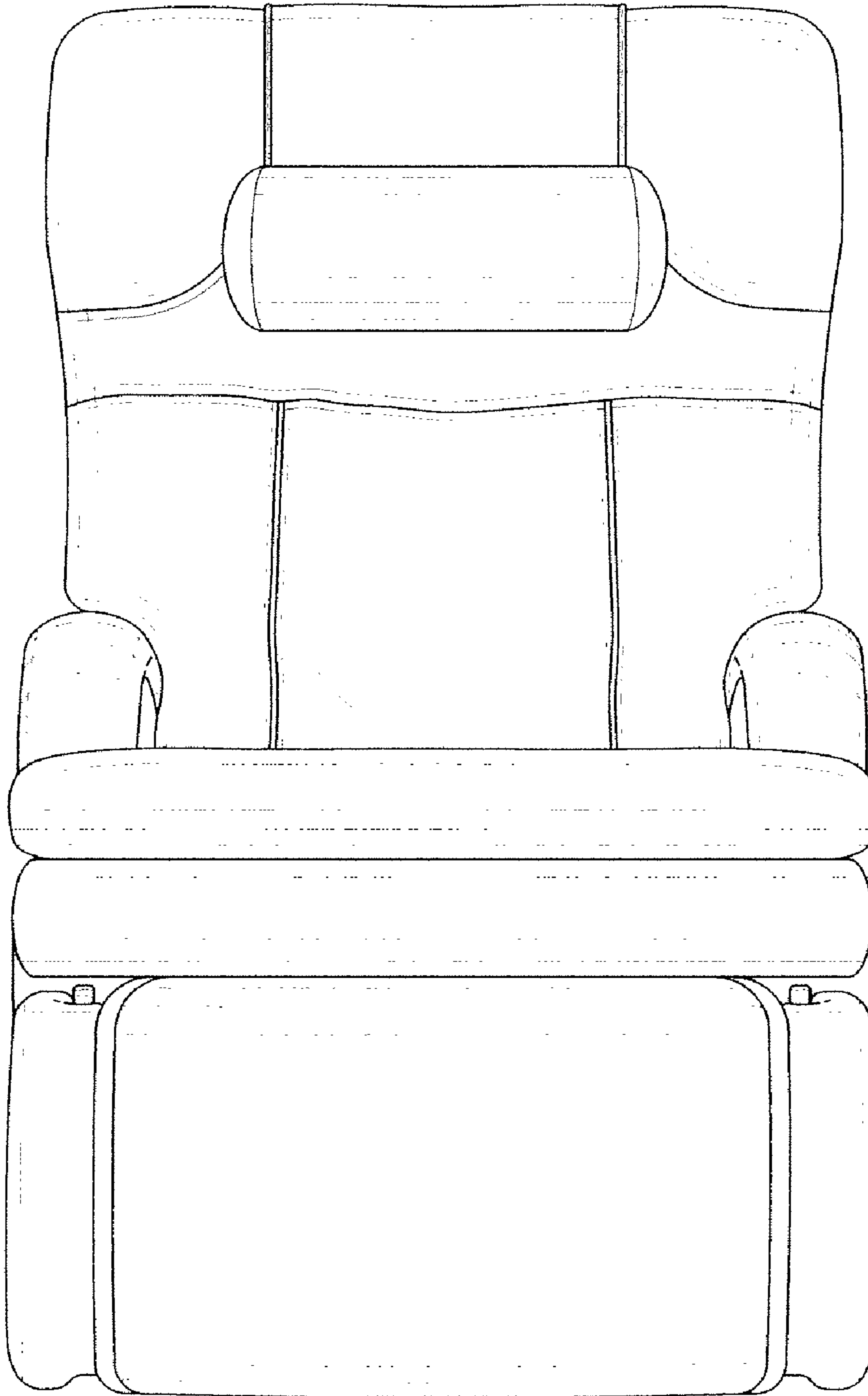


*FIG. 1*





*FIG. 2*

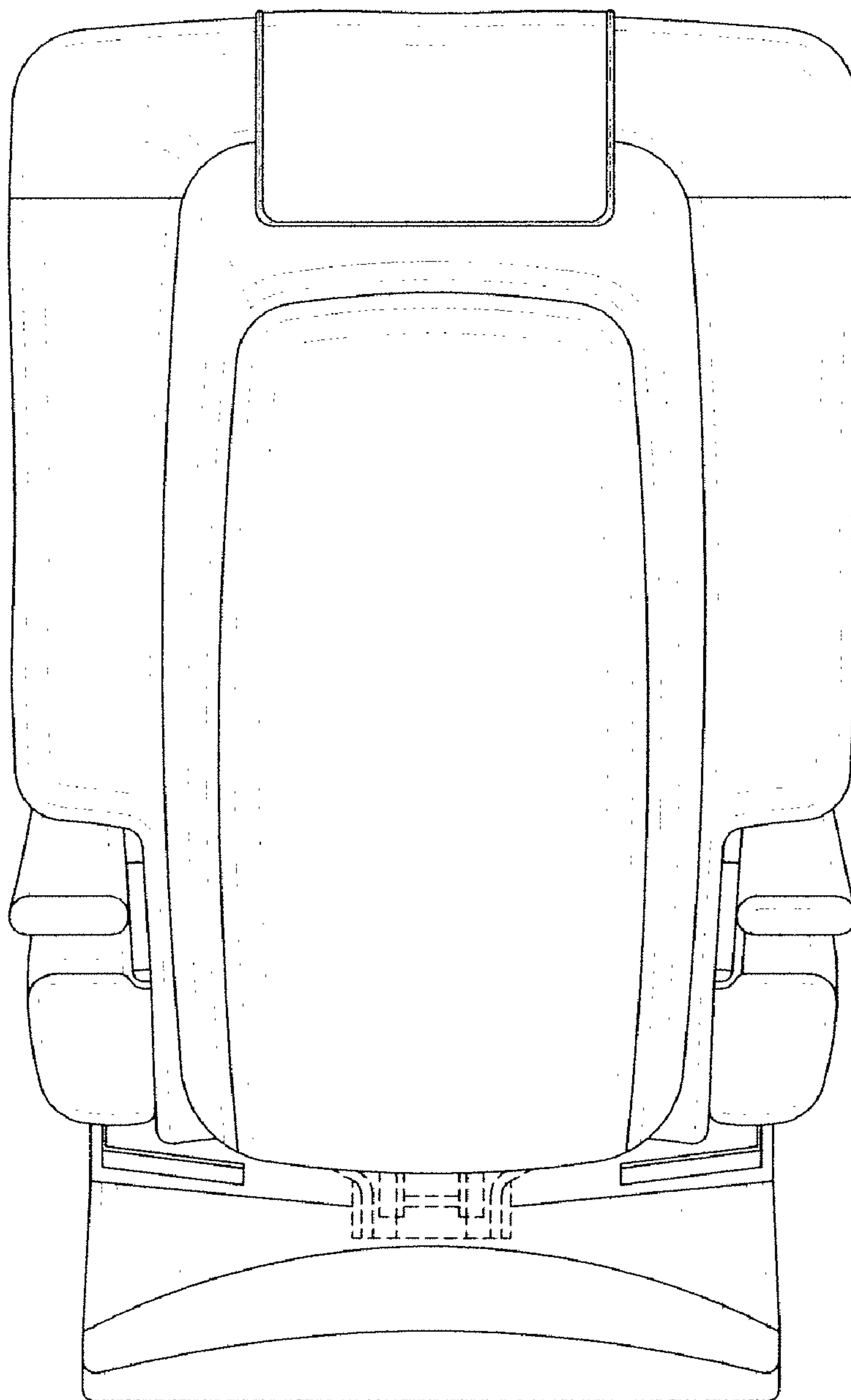


*FIG. 3*



FIG. 4





*FIG. 5*