



US00D575067S

(12) **United States Design Patent**
Wholey

(10) **Patent No.:** **US D575,067 S**

(45) **Date of Patent:** **** Aug. 19, 2008**

(54) **ERGONOMETRIC SELF-HANGING UTILITY HANDLE**

D426,070 S * 6/2000 Wholey D4/138
D440,405 S * 4/2001 Woodnorth et al. D4/138

* cited by examiner

(76) Inventor: **Mark Wholey**, 325 Water St., Warren, RI (US) 02885

Primary Examiner—Melanie Tung
Assistant Examiner—Lavone D Tabor

(**) Term: **14 Years**

(57) **CLAIM**

(21) Appl. No.: **29/287,758**

The ornamental design for an ergonomic self-hanging utility handle, as shown and described.

(22) Filed: **Sep. 17, 2007**

(51) **LOC (8) Cl.** **04-04**

(52) **U.S. Cl.** **D4/138**

(58) **Field of Classification Search** D4/116,
D4/132, 135, 138; D8/45, 107; D7/393,
D7/395, 401.2; 15/143.1, 159.1, 160, 168,
15/175, 190, 191.1, 192–196; 16/110.1,
16/430, 431; 7/105

See application file for complete search history.

DESCRIPTION

FIG. 1. is a front elevational view of an ergonomic self hanging utility handle showing my new design;

FIG. 2. is a right side elevational view thereof;

FIG. 3. is a left side elevational view thereof;

FIG. 4. is a reduced front elevational view thereof showing the user's hand on the handle; and,

FIG. 5. is a reduced front elevational view thereof showing the user's hand in a different position thereof.

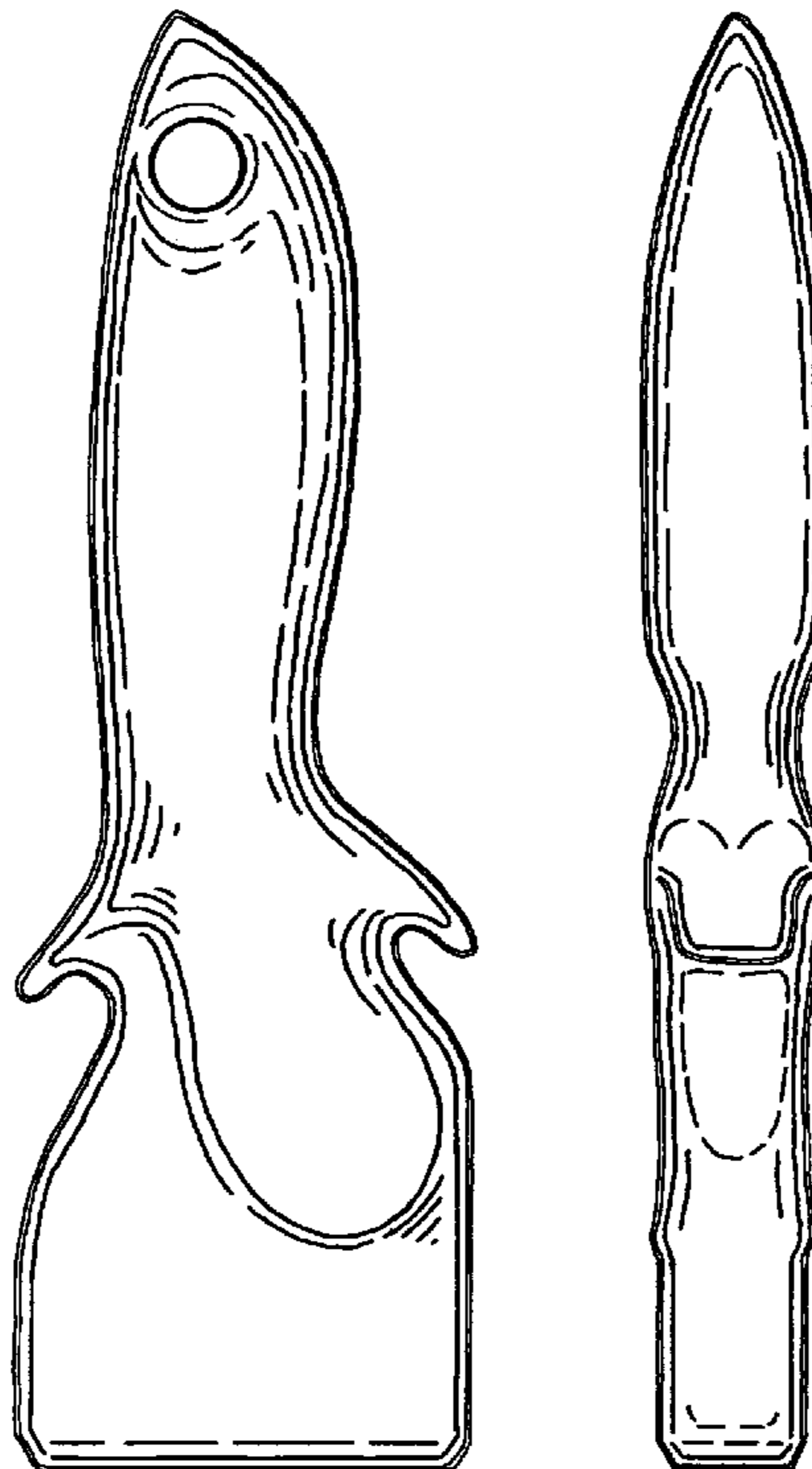
The back side of the utility handle is a mirror image of the front side. The broken lines showing a paintbrush head and a user's hand are for illustrative purposes only and form no part of the claimed design.

(56) **References Cited**

U.S. PATENT DOCUMENTS

- 2,914,785 A * 12/1959 Ela 15/143.1
- D292,348 S * 10/1987 Roberts et al. D4/129
- D355,304 S * 2/1995 Bukovitz et al. D4/138
- D365,210 S * 12/1995 Bell et al. D4/132
- D367,963 S * 3/1996 Mayer D4/138

1 Claim, 2 Drawing Sheets



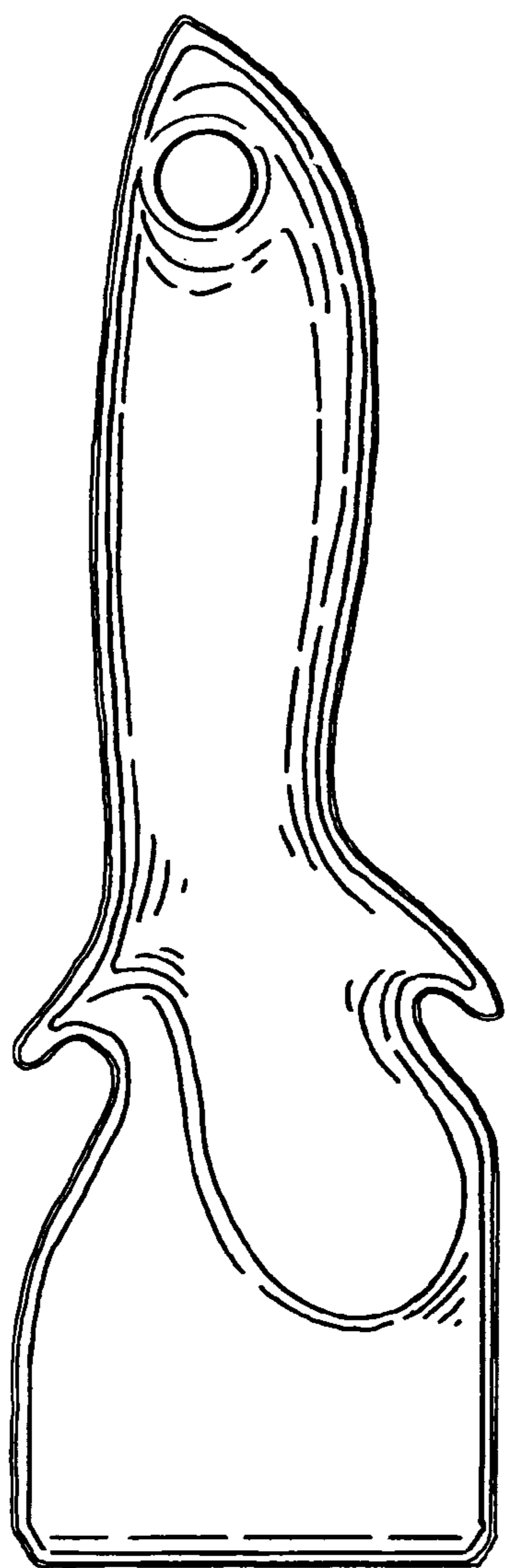


Fig. 1



Fig. 2



Fig. 3

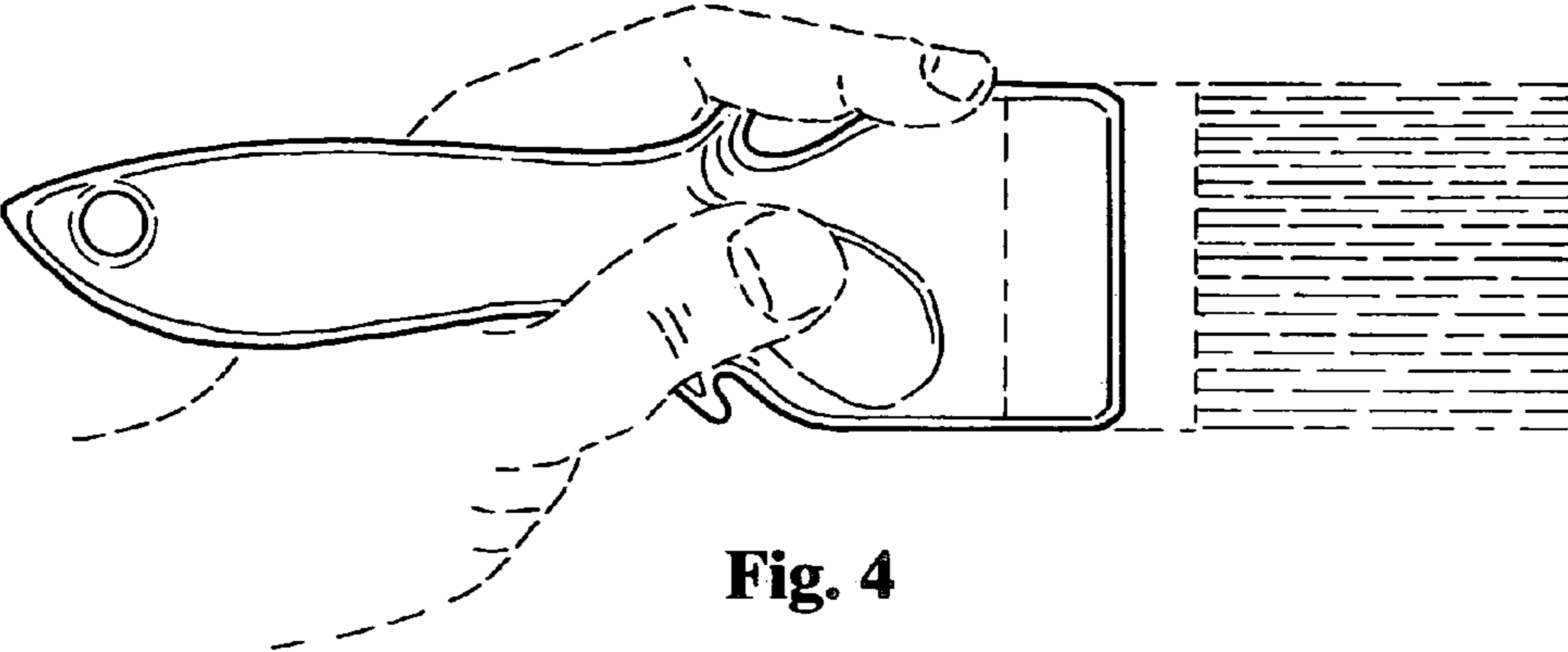


Fig. 4

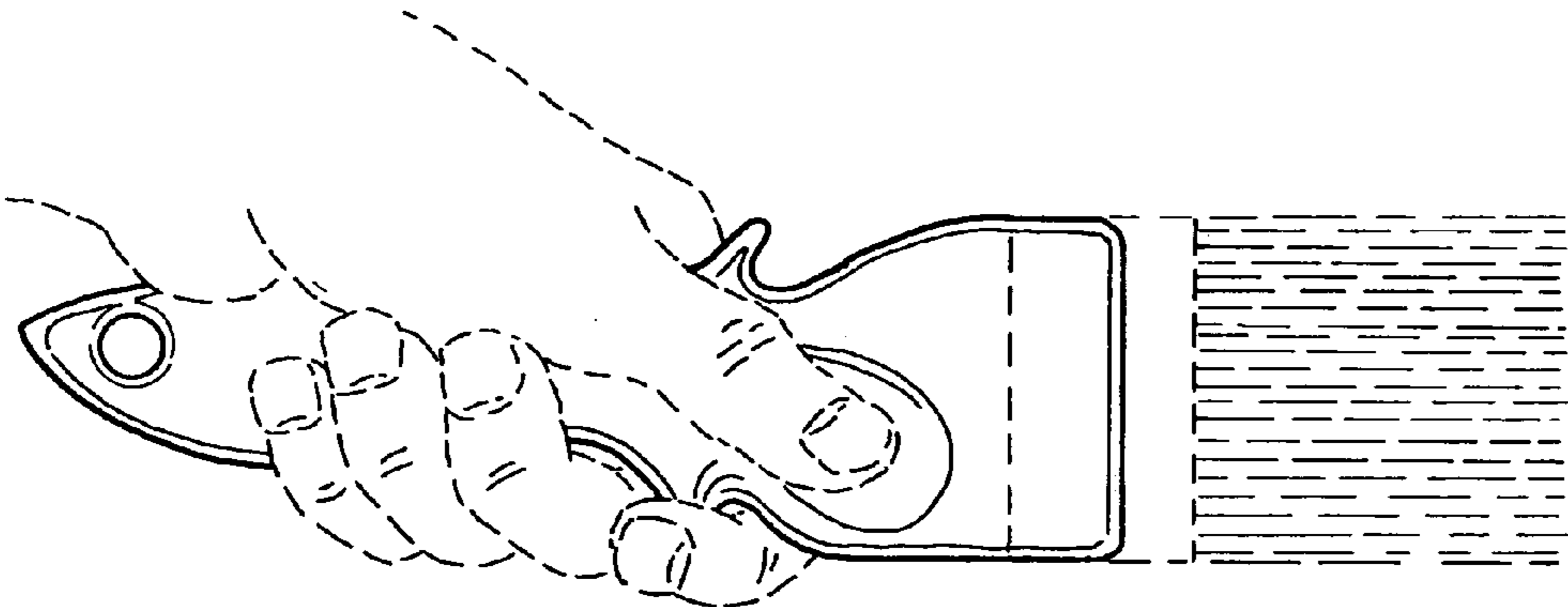


Fig. 5