



US00D575065S

(12) **United States Design Patent**
Benson et al.

(10) **Patent No.:** **US D575,065 S**

(45) **Date of Patent:** **** Aug. 19, 2008**

(54) **LINT ROLLER**

(75) Inventors: **Shaelyn D. Benson**, Saint Paul, MN (US); **Michael J. Kubes**, Oakdale, MN (US); **Timotheos J. Leahy**, Saint Paul, MN (US); **Kayo K. Merritt**, Shoreview, MN (US); **Michael C. Molinet**, Woodbury, MN (US); **Byron E. Trotter**, Saint Paul, MN (US); **Katy J. Polski**, Savage, MN (US); **Ivana Babic**, Milan (IT); **Peter J. Newbould**, Milan (IT)

(73) Assignee: **3M Innovative Properties Company**, St. Paul, MN (US)

(**) Term: **14 Years**

(21) Appl. No.: **29/299,460**

(22) Filed: **Dec. 27, 2007**

(51) **LOC (8) Cl.** **04-01**

(52) **U.S. Cl.** **D4/122**

(58) **Field of Classification Search** D4/122,
D4/128, 138; 15/27, 104.002, 143.1, 230.11;
16/110.1, 430, DIG. 12, DIG. 19; 492/13,
492/14, 17, 19

See application file for complete search history.

(56) **References Cited**

U.S. PATENT DOCUMENTS

D202,612 S * 10/1965 Thomas, Jr. D4/122
D207,048 S * 2/1967 Pekar D4/120
D367,963 S * 3/1996 Mayer D4/138
D388,961 S * 1/1998 Berti D4/138

5,878,457 A * 3/1999 Cox et al. 15/104.002
D463,134 S * 9/2002 Vosbikian D4/122
D468,540 S * 1/2003 Jessen D4/122
D483,570 S * 12/2003 Heidel et al. D4/122
D552,356 S * 10/2007 Newbould et al. D4/122

* cited by examiner

Primary Examiner—Cathron Brooks

Assistant Examiner—Lavone D Tabor

(74) *Attorney, Agent, or Firm*—Trisha D. Adamson

(57) **CLAIM**

The ornamental design for a lint roller, as shown and described.

DESCRIPTION

FIG. 1 is a perspective view of a new design for a lint roller; FIG. 2 is a left side view thereof, the right side view being a mirror image thereof;

FIG. 3 is a top view thereof;

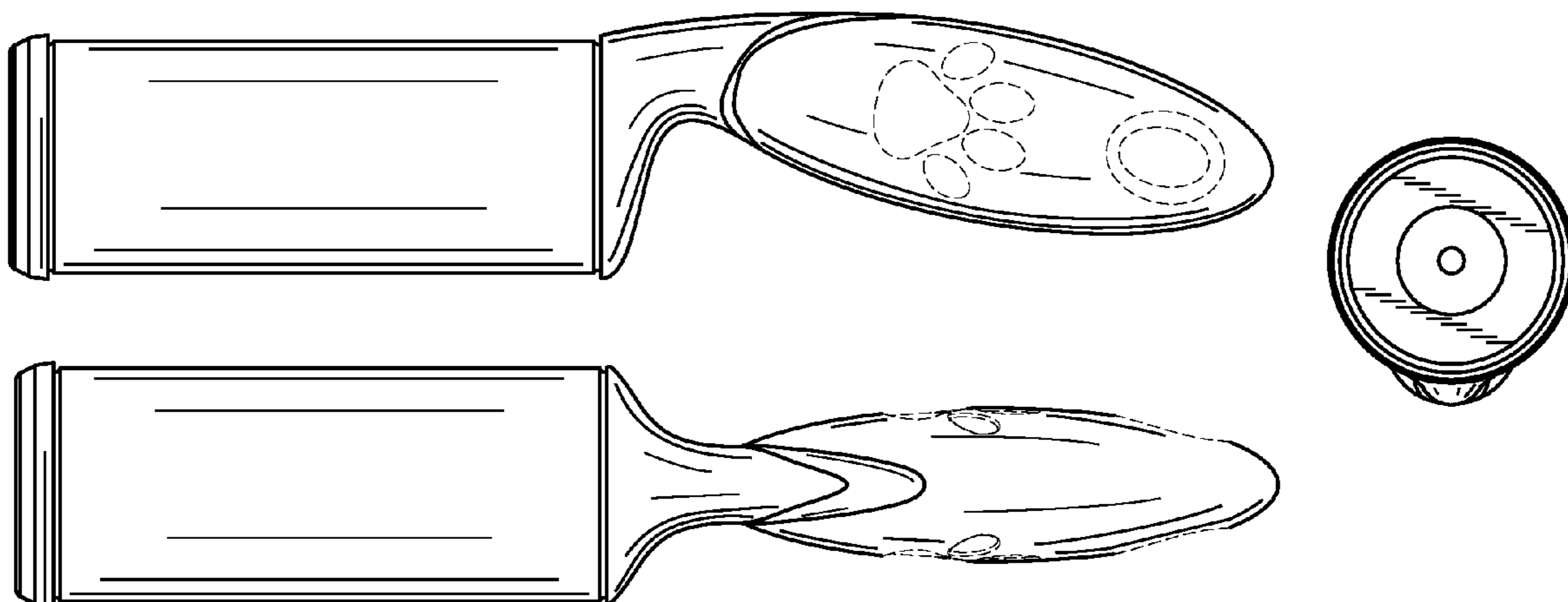
FIG. 4 is a bottom view thereof;

FIG. 5 is a rear view thereof; and,

FIG. 6 is a front view thereof.

FIG. 1 is shown with a tape roll to illustrate the nature and use of the article. However, the tape roll forms no part of the claimed design. The broken lines in the drawings are shown for illustrative purposes only and form no part of the claimed design. In addition, the surface shading illustrated in the drawings is provided merely to highlight the contour of design; it is not intended to be illustrative of texture or gloss.

1 Claim, 1 Drawing Sheet



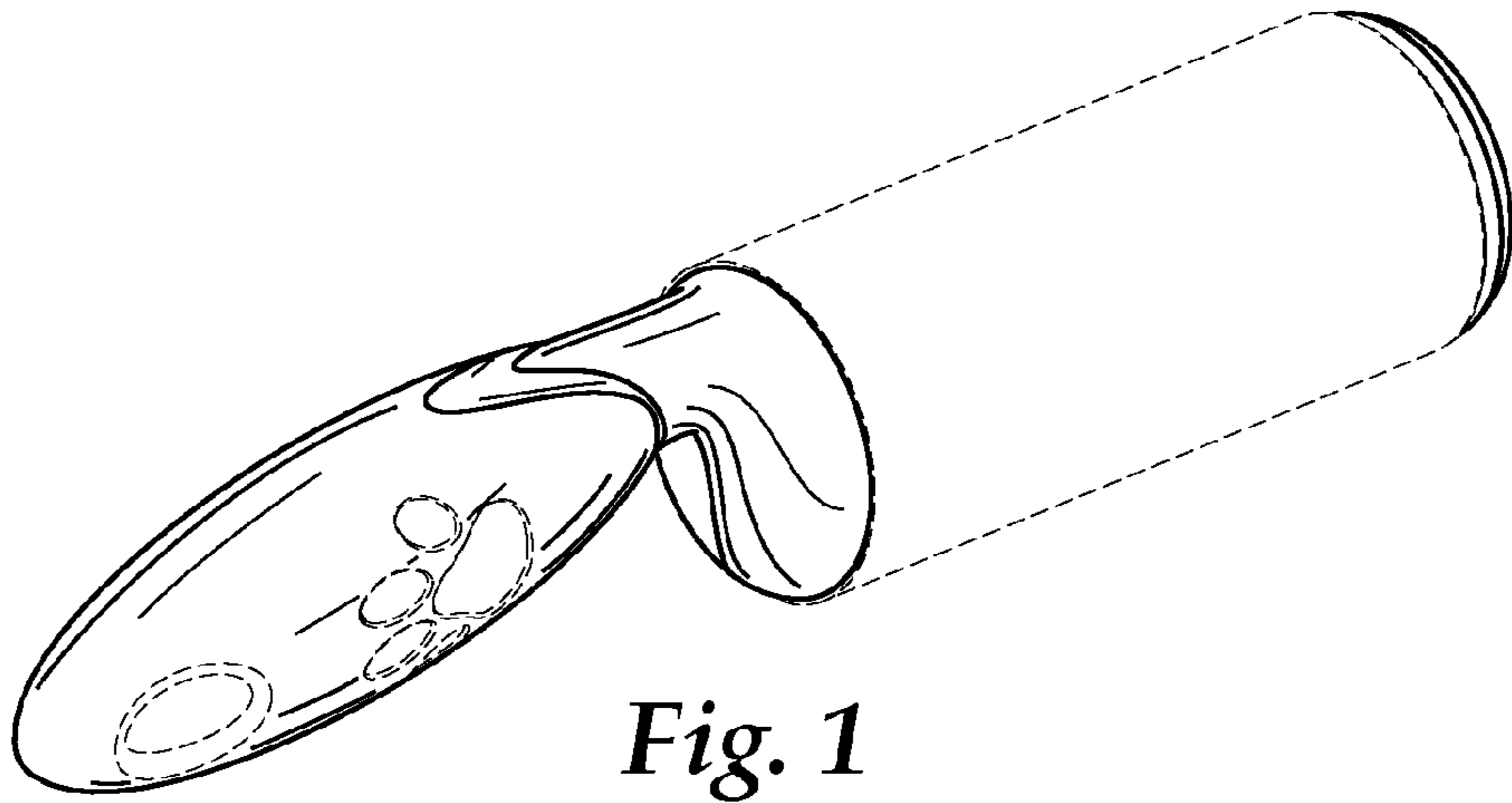


Fig. 1



Fig. 2

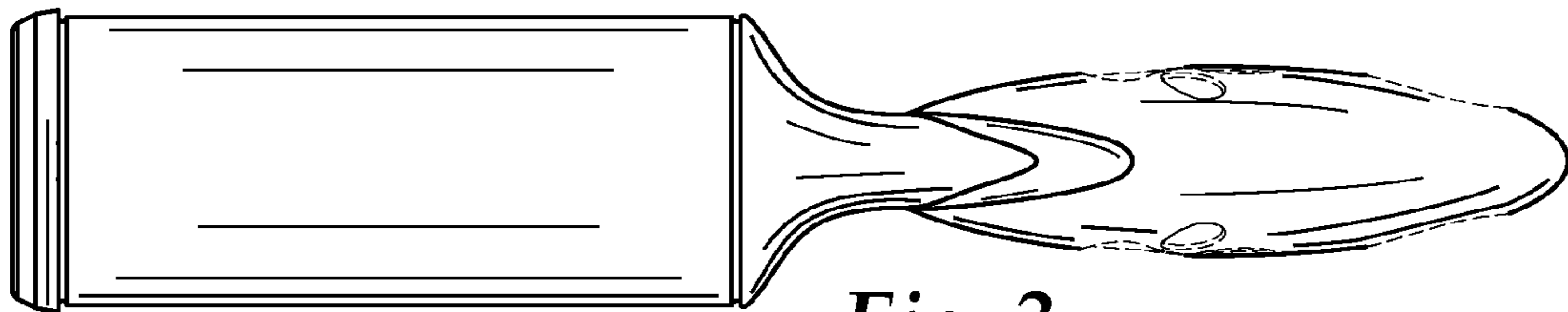


Fig. 3

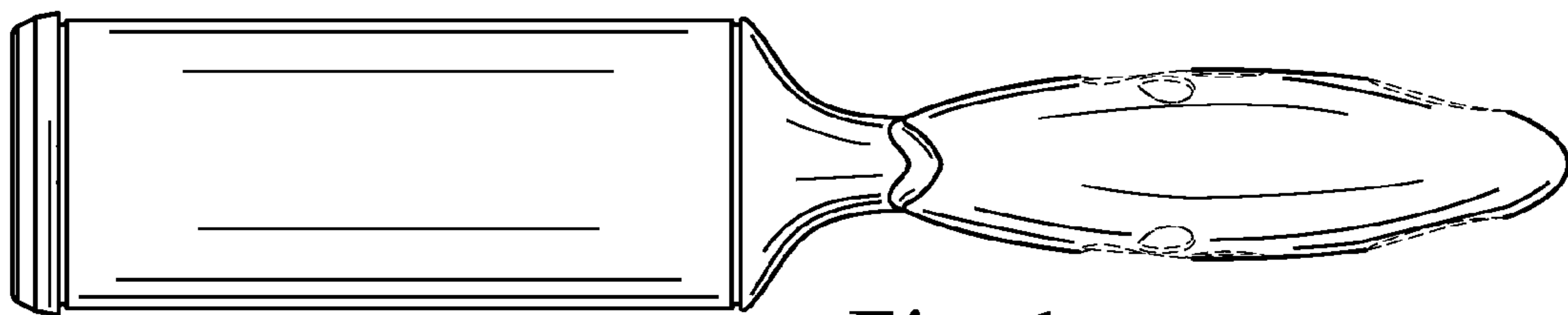


Fig. 4

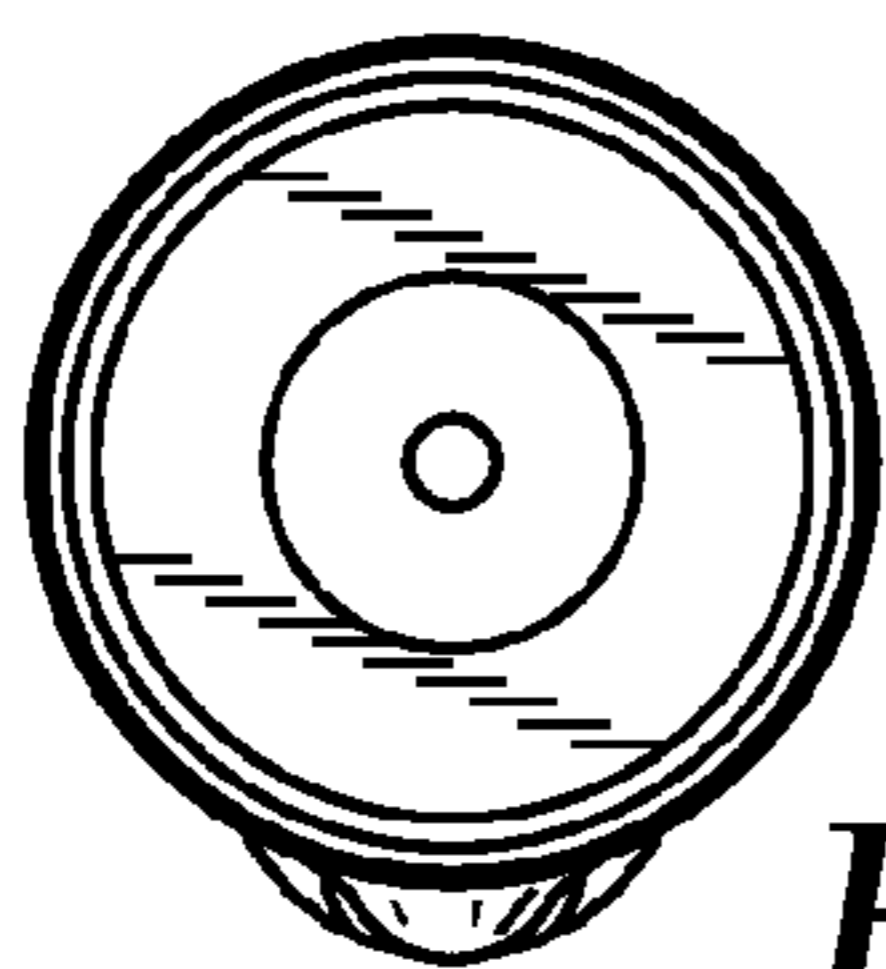


Fig. 5

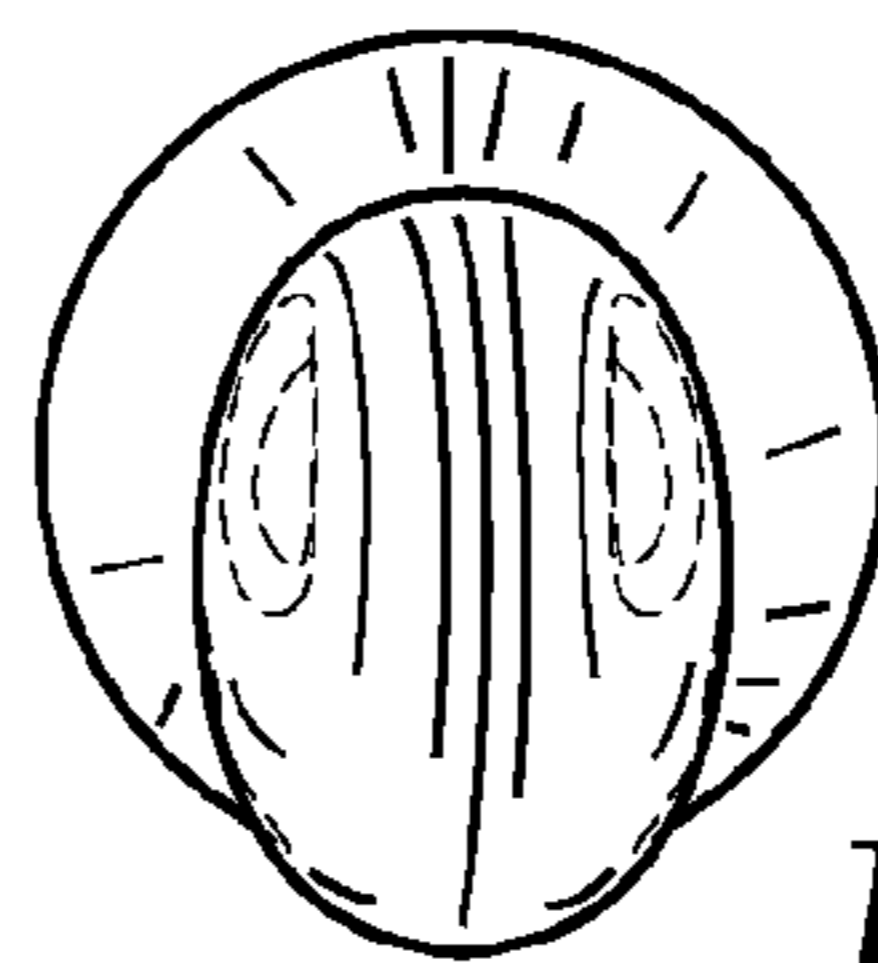


Fig. 6