



US00D575063S

(12) **United States Design Patent**
Sandler

(10) **Patent No.:** **US D575,063 S**
(45) **Date of Patent:** **** Aug. 19, 2008**

(54) **BAG CARRIER**

D515,418 S 2/2006 Sandler

(76) Inventor: **Morrie Sandler**, 5508 Camp St., New Orleans, LA (US) 70115

FOREIGN PATENT DOCUMENTS

FR 2 652 563 A1 10/1989

(**) Term: **14 Years**

* cited by examiner

(21) Appl. No.: **29/279,366**

Primary Examiner—Holly H Baynham
(74) *Attorney, Agent, or Firm*—Garvey, Smith, Nehrass & North, L.L.C.; Gregory C. Smith

(22) Filed: **Apr. 27, 2007**

(51) **LOC (8) Cl.** **03-09**

(52) **U.S. Cl.** **D3/328**

(58) **Field of Classification Search** D3/328,
D3/315, 318; D9/434; 294/176, 170; 248/304
See application file for complete search history.

(57) **CLAIM**

The ornamental design for the bag carrier, as shown and described.

(56) **References Cited**

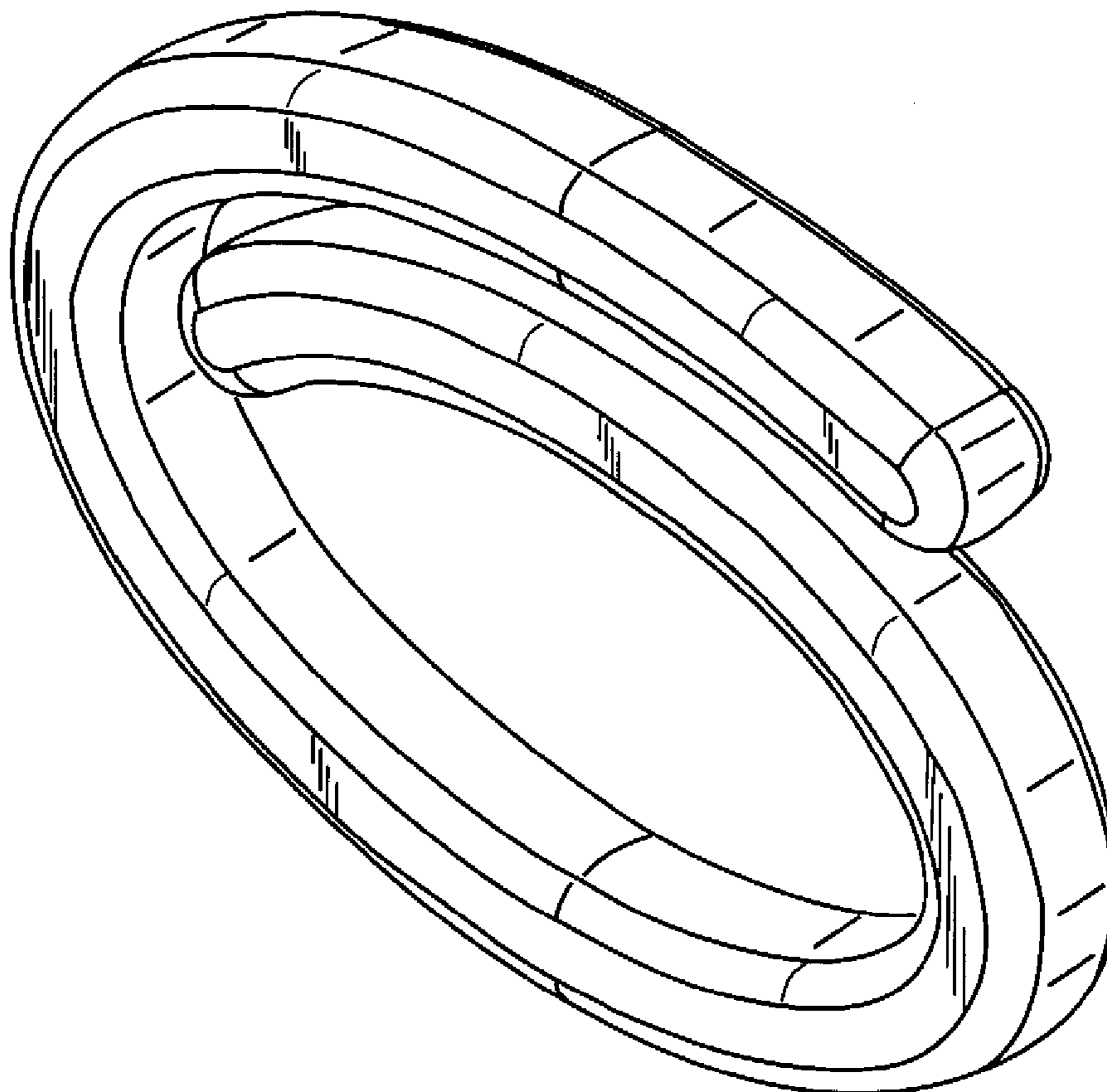
U.S. PATENT DOCUMENTS

4,772,059 A	9/1988	Parry et al.	
D314,150 S	1/1991	Preciutti	
4,991,894 A	2/1991	Rutens	
D340,863 S	11/1993	Daigle	
D356,261 S	3/1995	Miceli, Jr.	
D362,386 S *	9/1995	Blocker	D9/434
D362,621 S *	9/1995	Blocker	D9/434
D385,788 S *	11/1997	Risser	D9/434
D455,348 S	4/2002	Fludd	
6,623,056 B1	9/2003	Wickson	

DESCRIPTION

FIG. 1 is an overall perspective view of the bag carrier;
FIG. 2 is a front view thereof;
FIG. 3 is a top view thereof;
FIG. 4 is an underside view thereof;
FIG. 5 is a rear view thereof;
FIG. 6 is a front side view thereof;
FIG. 7 is a rear side view thereof; and,
FIG. 8 is a cross-section view along lines 8—8 in FIG. 5.

1 Claim, 3 Drawing Sheets



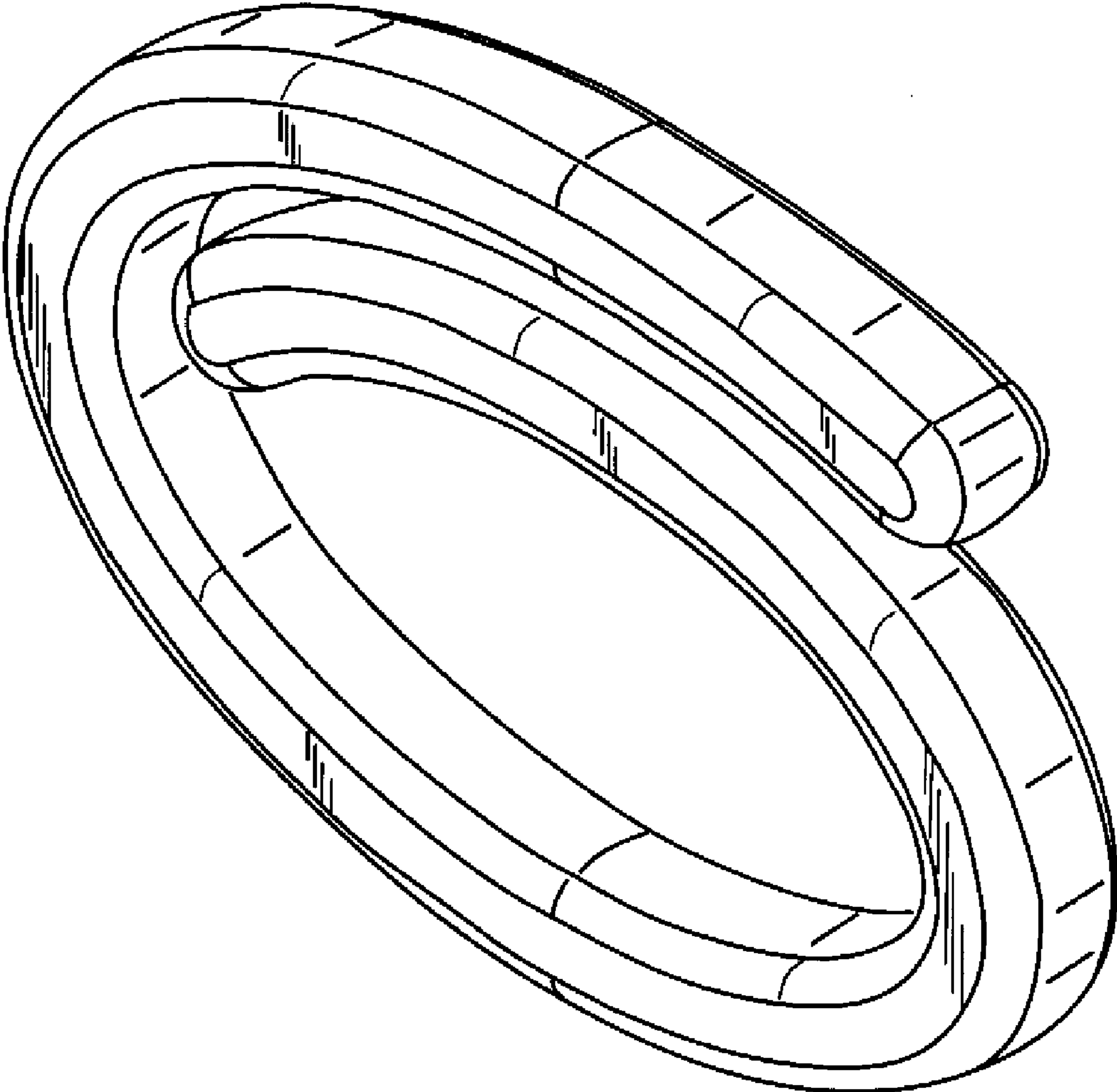


FIG. 1

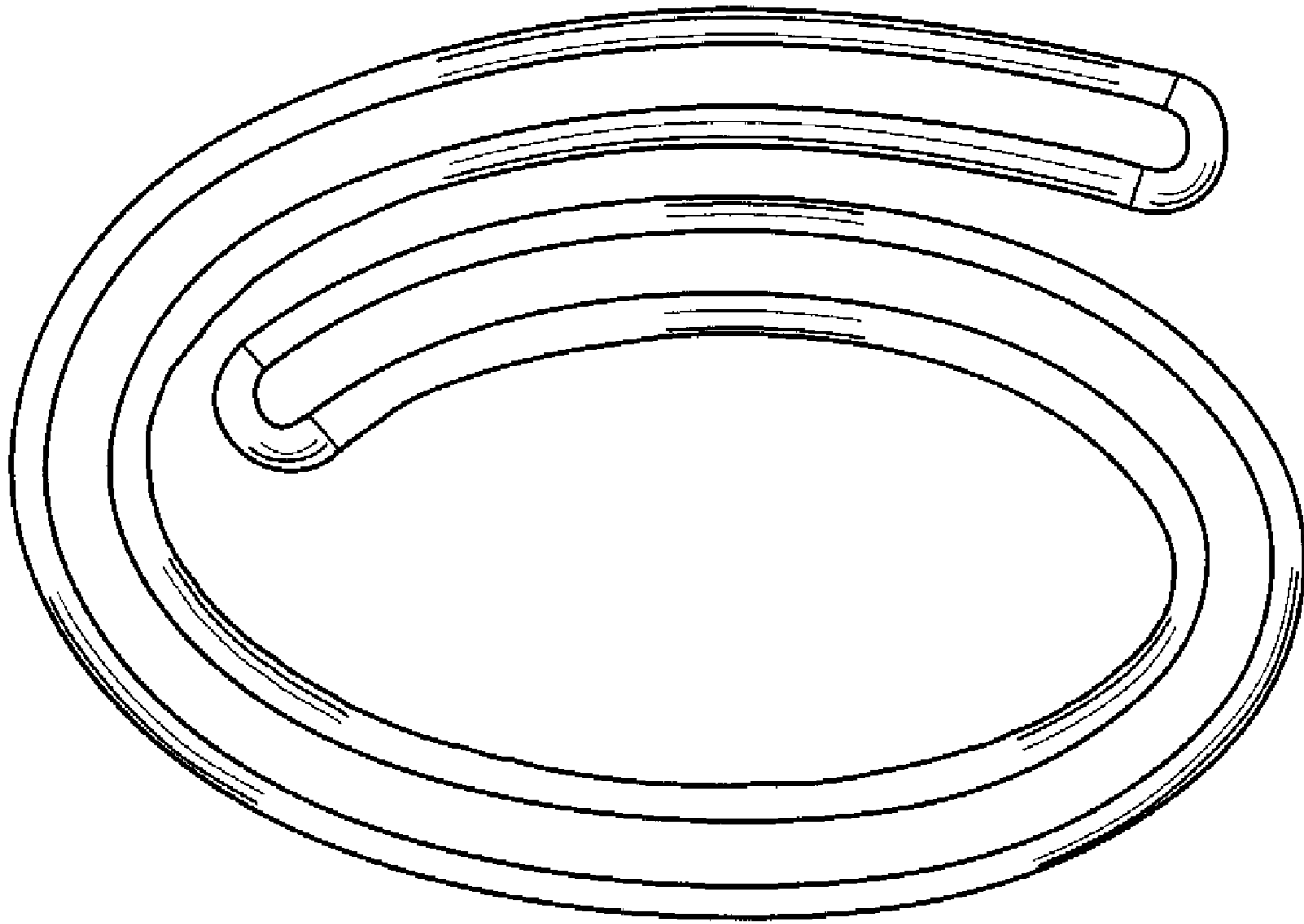


FIG. 2




FIG. 3




FIG. 4

