

US00D575057S

(12) **United States Design Patent**
Lucas

(10) **Patent No.:** **US D575,057 S**

(45) **Date of Patent:** **** Aug. 19, 2008**

(54) **POOL CUE CASE**

(76) **Inventor:** **James O. Lucas**, 190 Cumberland Park
Dr., St. Augustine, FL (US) 32095

(**) **Term:** **14 Years**

(21) **Appl. No.:** **29/292,287**

(22) **Filed:** **Oct. 5, 2007**

(51) **LOC (8) Cl.** **03-01**

(52) **U.S. Cl.** **D3/254**

(58) **Field of Classification Search** D3/254,
D3/260, 262, 273, 276, 291, 221; 206/315.1,
206/443; 190/100, 110, 111, 119, 120, 121;
473/1, 2, 3

See application file for complete search history.

(56) **References Cited**

U.S. PATENT DOCUMENTS

D271,162 S *	11/1983	Evans	D3/254
D318,566 S *	7/1991	Henry	D3/255
D465,325 S *	11/2002	Lin	D3/254
D478,726 S *	8/2003	Masso et al.	D3/300

D509,956 S * 9/2005 Lin D3/254

7,044,297 B2 * 5/2006 Terrell 206/315.11

D530,085 S * 10/2006 Quinnan D3/260

D551,862 S * 10/2007 Gerry D3/302

2006/0289319 A1 * 12/2006 Lin 206/315.1

* cited by examiner

Primary Examiner—Raphael Barkai

Assistant Examiner—Randall H Gholson

(74) *Attorney, Agent, or Firm*—Thomas C. Saitta

(57) **CLAIM**

The ornamental design for a pool cue case, as shown.

DESCRIPTION

FIG. 1 is a front view of the invention.

FIG. 2 is a rear view.

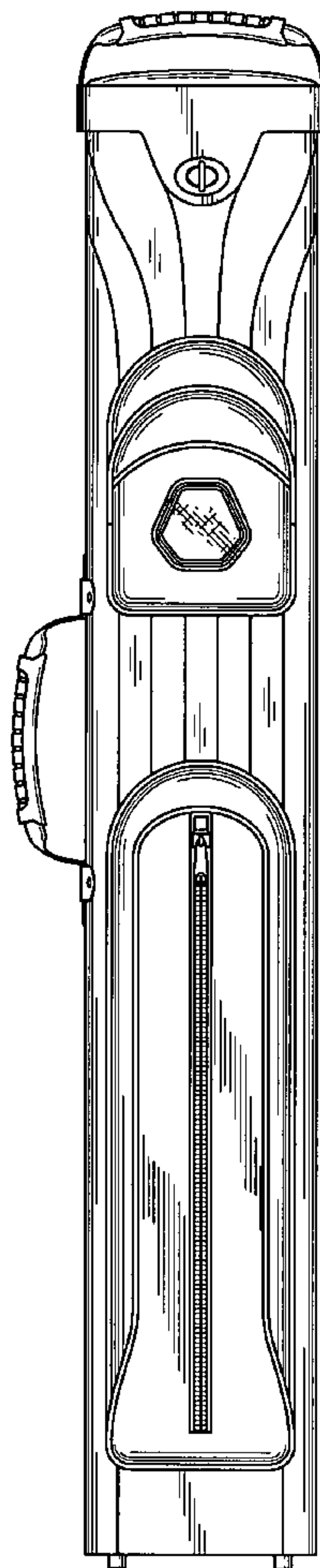
FIG. 3 is a top view.

FIG. 4 is a bottom view.

FIG. 5 is a right end view; and,

FIG. 6 is a left end view.

1 Claim, 4 Drawing Sheets



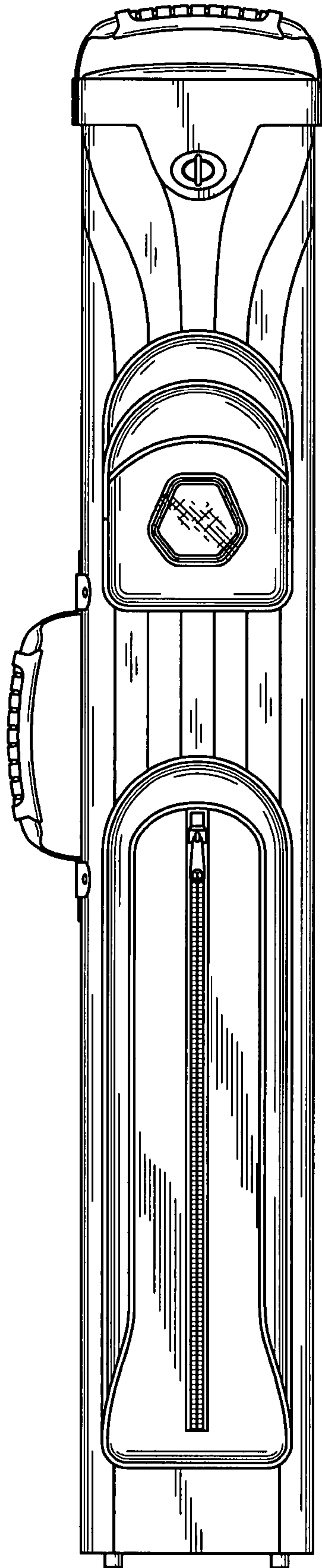


Fig. 1

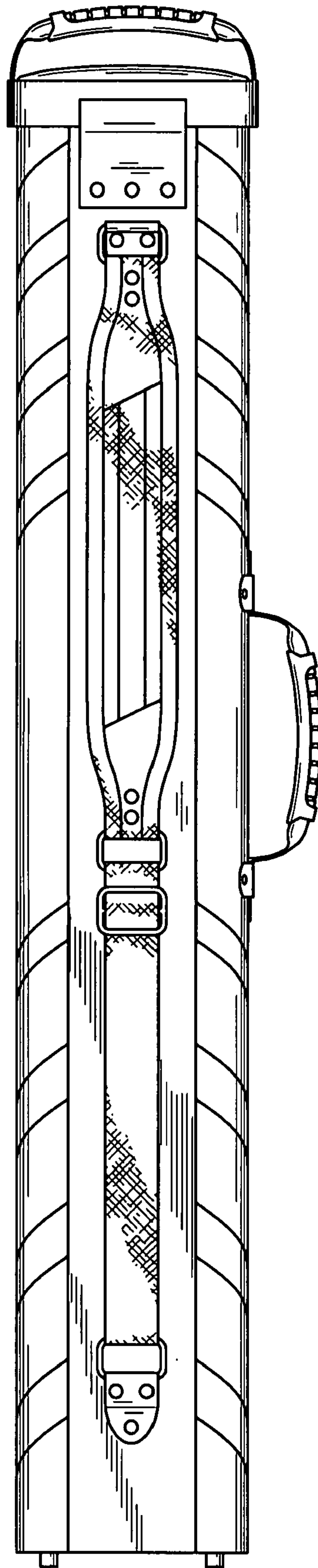


Fig. 2

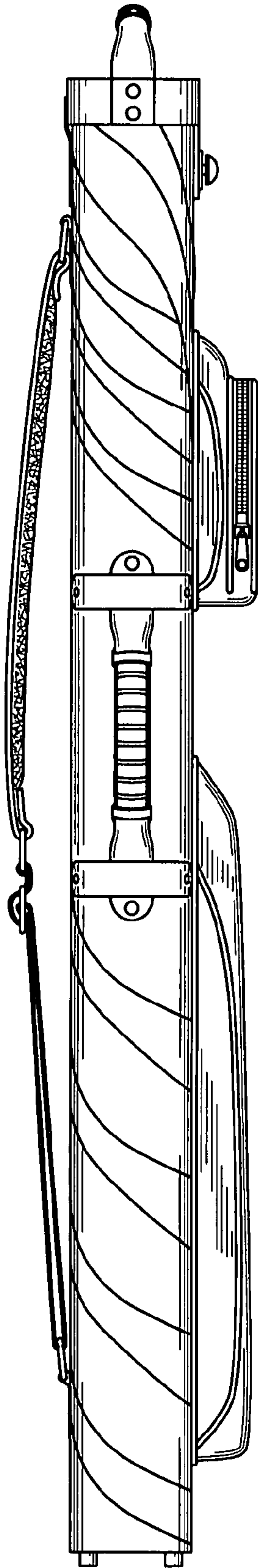


Fig. 3

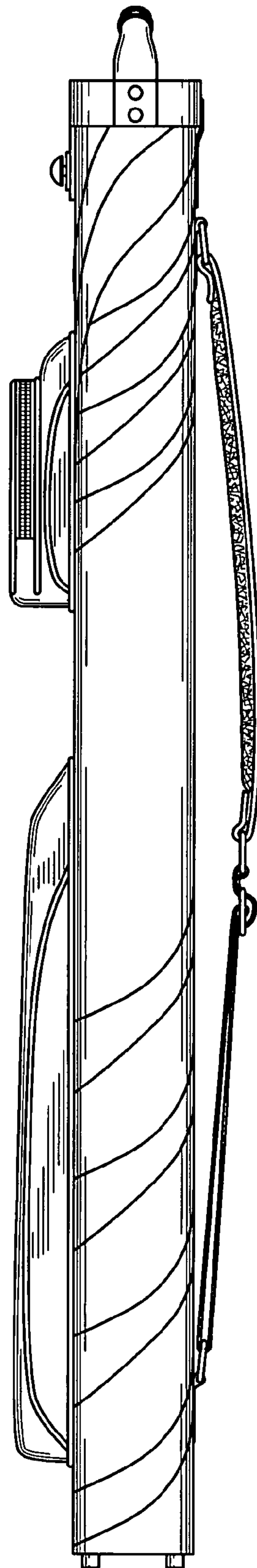


Fig. 4

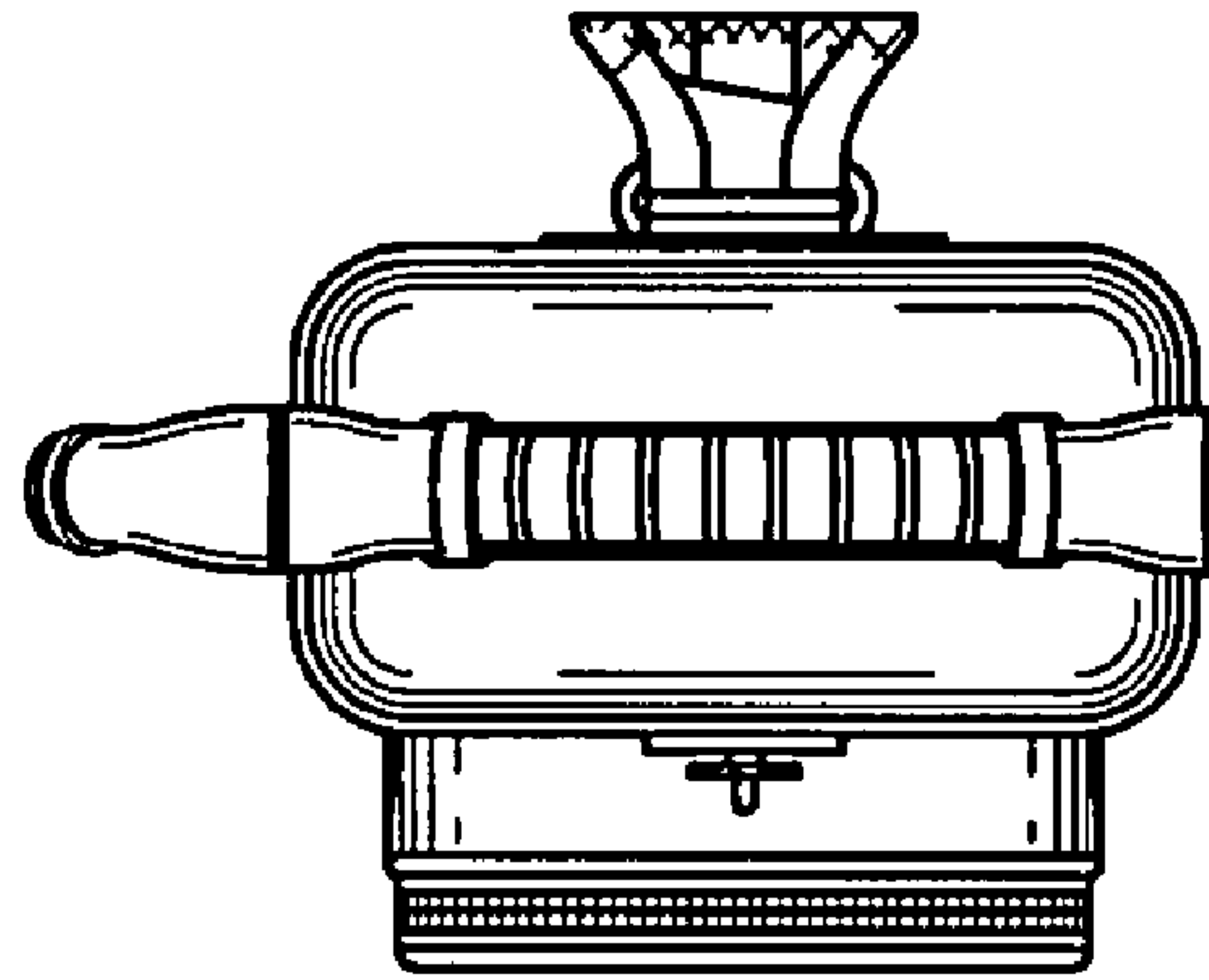


Fig. 5

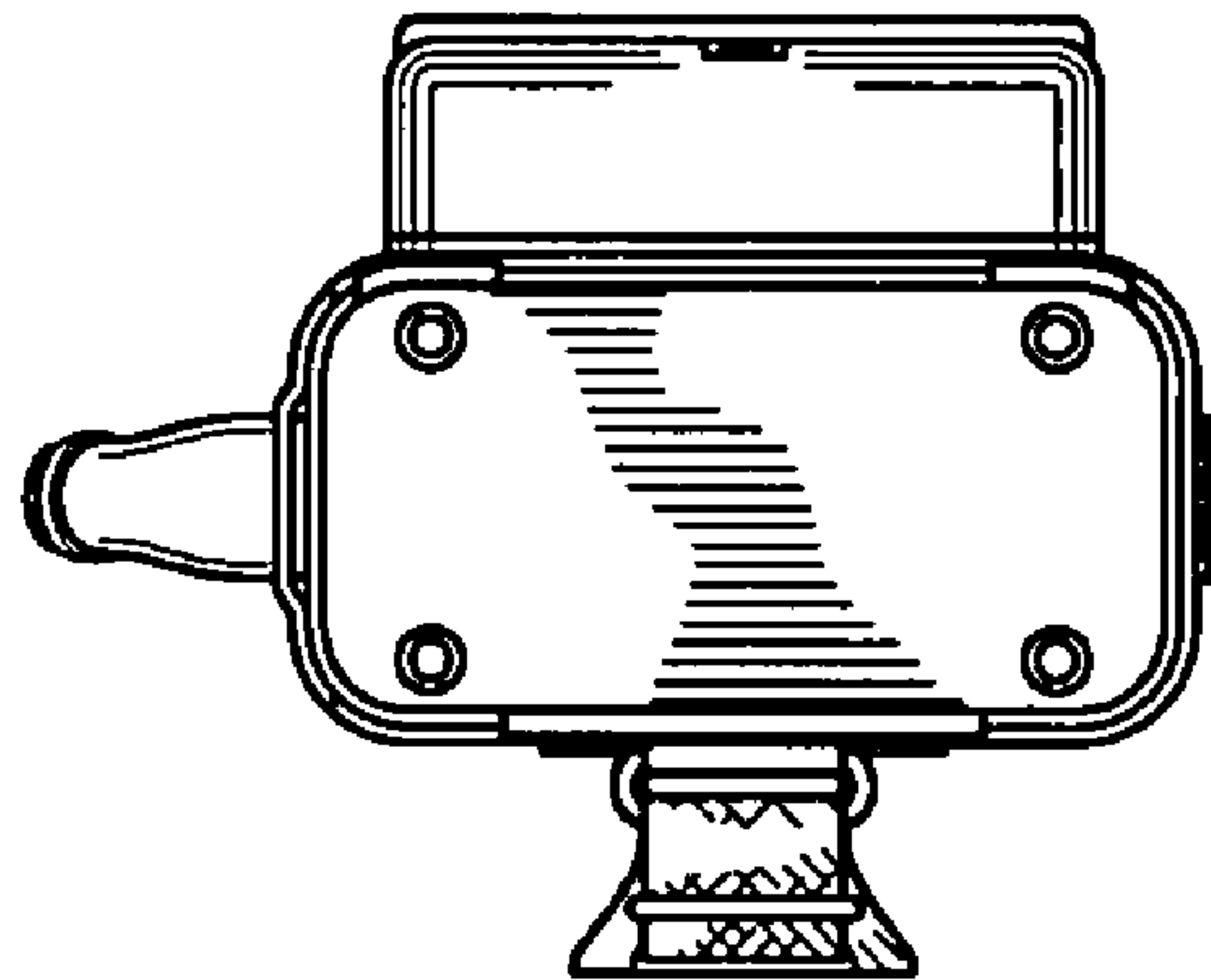


Fig. 6