



US00D575052S

(12) **United States Design Patent**  
**Tchohadjiev**

(10) **Patent No.:** **US D575,052 S**

(45) **Date of Patent:** **\*\* Aug. 19, 2008**

(54) **PORTION OF A SHOE UPPER**

D546,536 S \* 7/2007 Roulo ..... D2/969

\* cited by examiner

(76) Inventor: **Stoyan Plamenov Tchohadjiev**, 24  
Gorski Patnik Str., Sotia (BG) 1421

*Primary Examiner*—Dominic Simone

(\*\*) Term: **14 Years**

(57) **CLAIM**

(21) Appl. No.: **29/278,107**

The ornamental design for a portion of a shoe upper, as shown and described.

(22) Filed: **Mar. 20, 2007**

**DESCRIPTION**

(51) **LOC (8) Cl.** ..... **02-99**

FIG. 1 is a perspective view of a portion of a shoe upper showing my new design;

(52) **U.S. Cl.** ..... **D2/972**

FIG. 2 is a side view thereof; and,

(58) **Field of Classification Search** ..... D2/902,  
D2/906–908, 943, 944, 969, 972–974, 945;  
36/45, 77 M, 77 R, 83, 113, 114, 126–131  
See application file for complete search history.

FIG. 3 is a top plan view thereof.

The uneven broken line immediately adjacent to the shaded area represents the bounds of the claimed design. All other uneven broken lines represent the remaining portion of the shoe. The uneven broken line representations in FIGS. 1–3 are for illustrative purposes only and form no part of the claimed design.

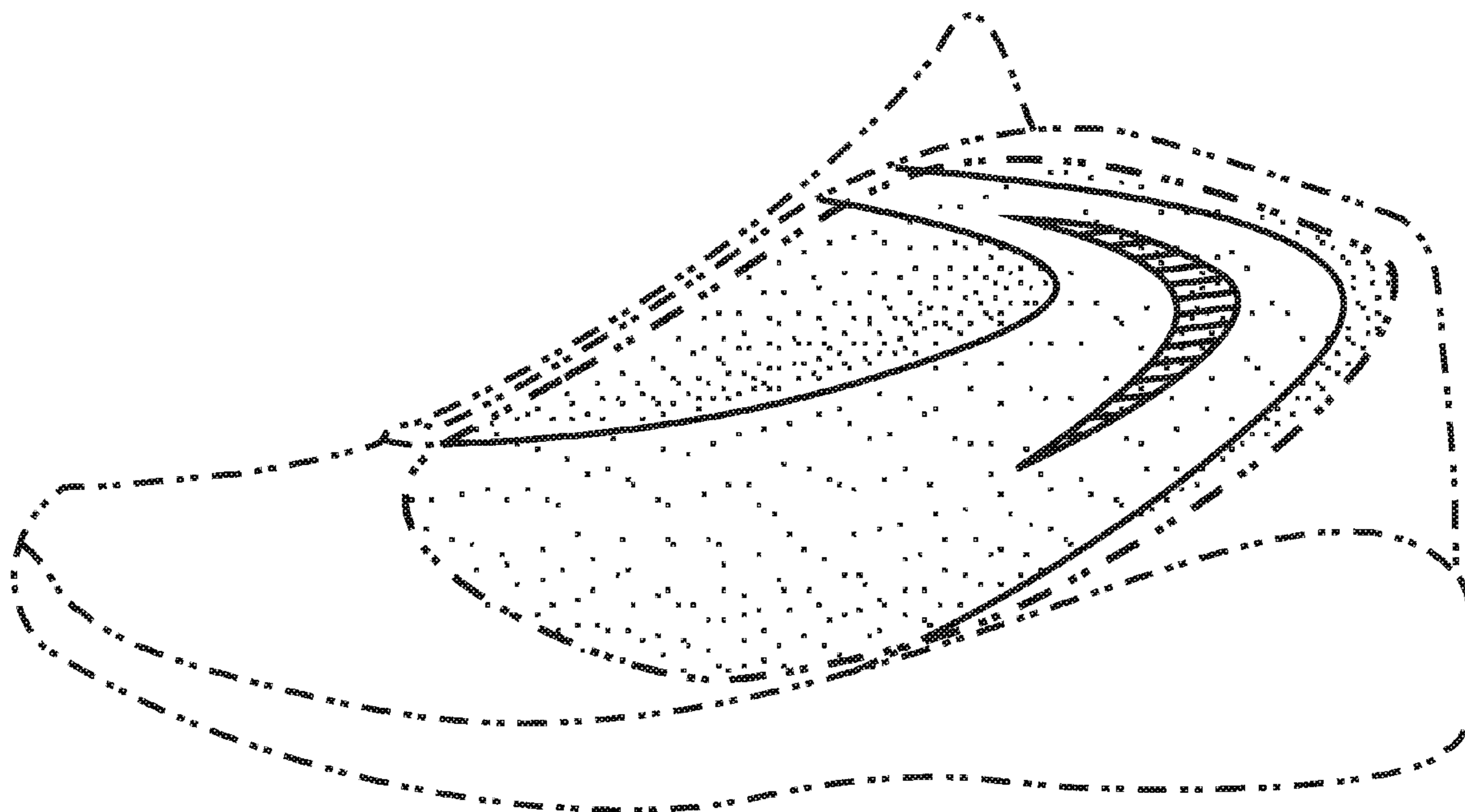
(56) **References Cited**

**U.S. PATENT DOCUMENTS**

D467,722 S \* 12/2002 Wahoske ..... D2/972

D528,775 S \* 9/2006 Teague ..... D2/972

**1 Claim, 3 Drawing Sheets**



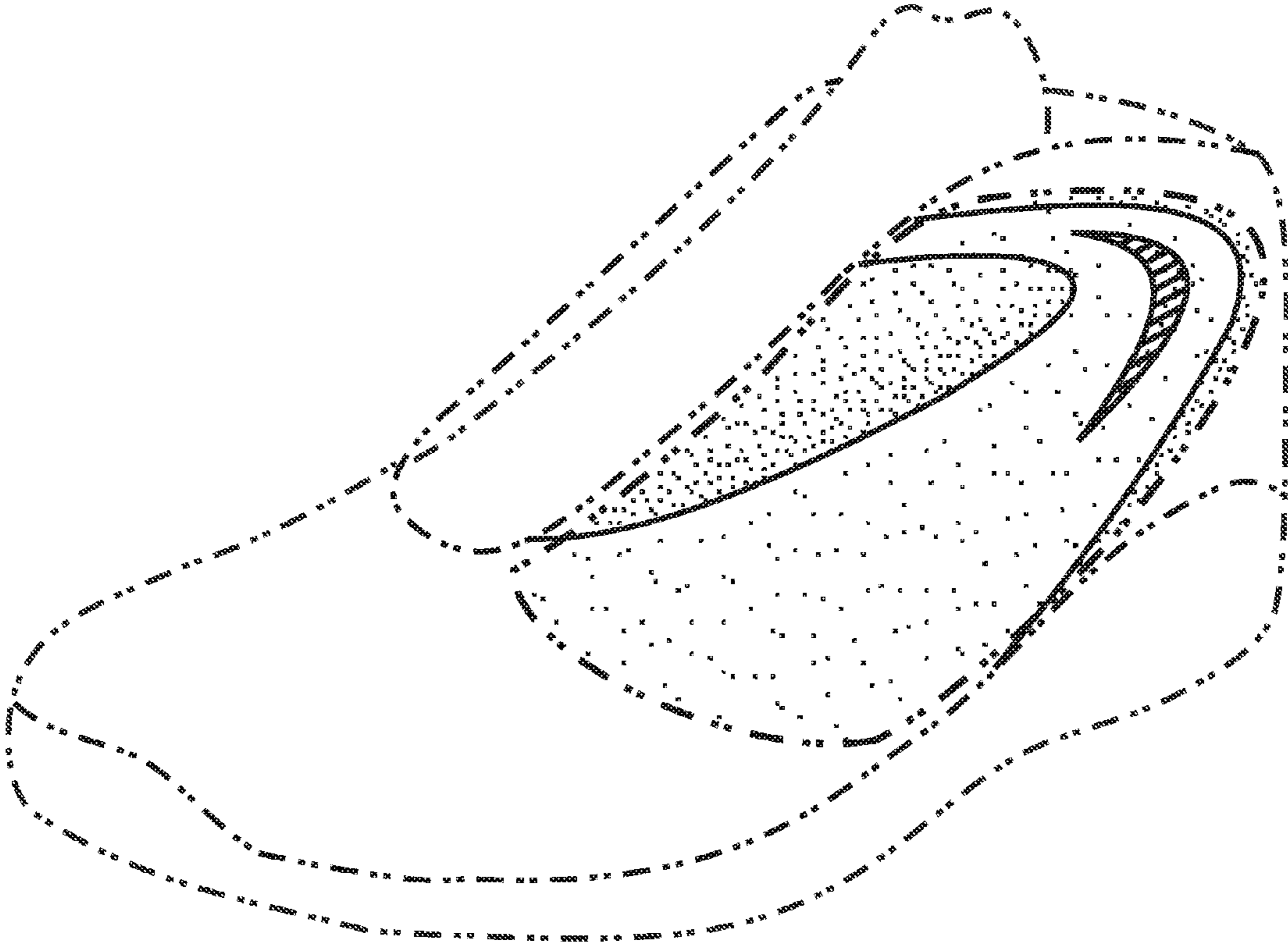


Fig. 1

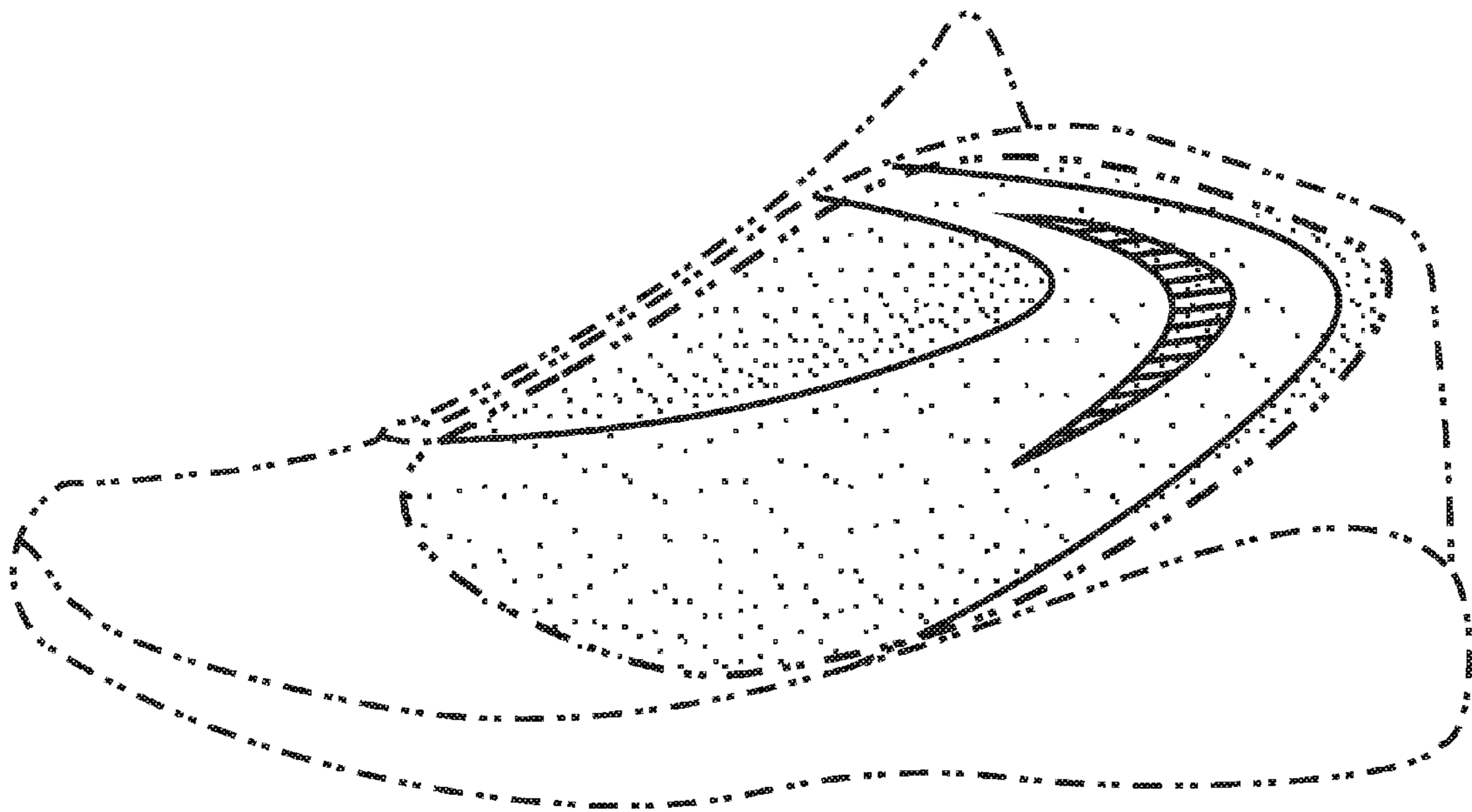


Fig. 2



Fig. 3