



US00D575033S

(12) **United States Design Patent**
Levering

(10) **Patent No.:** **US D575,033 S**
(45) **Date of Patent:** **** Aug. 19, 2008**

(54) **HAIR RETENTION DEVICE**

(76) Inventor: **Bunnie Levering**, 1514 N. 104th Plz.,
#32, Omaha, NE (US) 68114

(**) Term: **14 Years**

(21) Appl. No.: **29/291,388**

(22) Filed: **Aug. 27, 2007**

(51) **LOC (8) Cl.** **02-03**

(52) **U.S. Cl.** **D2/867**

(58) **Field of Classification Search** D2/865,
D2/866, 867, 875, 876, 877, 878, 879, 880,
D2/881, 882, 883, 884, 885, 888, 889, 893,
D2/895; D28/39, 9, 93, 992; 2/171, 171.04,
2/171.1, 171.2, 171.3, 171.4, 171.5, 171.6,
2/171.8, 174, 175.1, 175.7, 175.9, 195.1,
2/195.2, 195.8, 200.1, 200.2, 202, 204, 205,
2/209.11, 209.12, 209.13, 209.3, 209.4, 209.7,
2/206, 207, 209.14; 132/274

See application file for complete search history.

(56) **References Cited**

U.S. PATENT DOCUMENTS

1,046,690	A *	12/1912	Voelker	2/204
1,375,048	A *	4/1921	Hough	2/204
1,652,933	A *	12/1927	Gaskell	2/195.7
RE16,972	E *	5/1928	Epstein	2/171.04
2,557,552	A *	6/1951	Martin	2/10
D171,903	S *	4/1954	Litwin	D2/880
2,996,724	A *	8/1961	Rose et al.	2/171
3,480,970	A *	12/1969	Gettinger	2/207
4,031,567	A *	6/1977	Planck	2/204
D249,198	S *	9/1978	Schulman	D2/877
4,474,194	A *	10/1984	Novitskey	132/212
4,491,985	A *	1/1985	Dalton	2/172
4,686,710	A *	8/1987	Marston et al.	2/468
4,964,175	A *	10/1990	Taylor	2/171

D347,311	S *	5/1994	Butler	D2/871
5,598,585	A *	2/1997	Stroup	2/171
5,621,919	A *	4/1997	Graham	2/174
5,628,070	A *	5/1997	Kefelian	2/174
D424,743	S *	5/2000	Winter	D28/41
6,427,253	B1 *	8/2002	Penny	2/412
6,438,761	B1 *	8/2002	McGarrity	2/410
6,481,020	B1 *	11/2002	Kirkland	2/174
6,560,784	B2 *	5/2003	Hill	2/171
6,678,896	B2 *	1/2004	Robinson et al.	2/171.2
D543,013	S *	5/2007	Robinson, III	D2/881

* cited by examiner

Primary Examiner—Elizabeth A. Albert

Assistant Examiner—Karen E Eldridge Powers

(57) **CLAIM**

The ornamental design for a hair retention device, as shown and described.

DESCRIPTION

FIG. 1 is a perspective view of the hair retention device of the present invention;

FIG. 2 is a top plan view thereof;

FIG. 3 is a front elevational view thereof;

FIG. 4 is a side elevational view thereof;

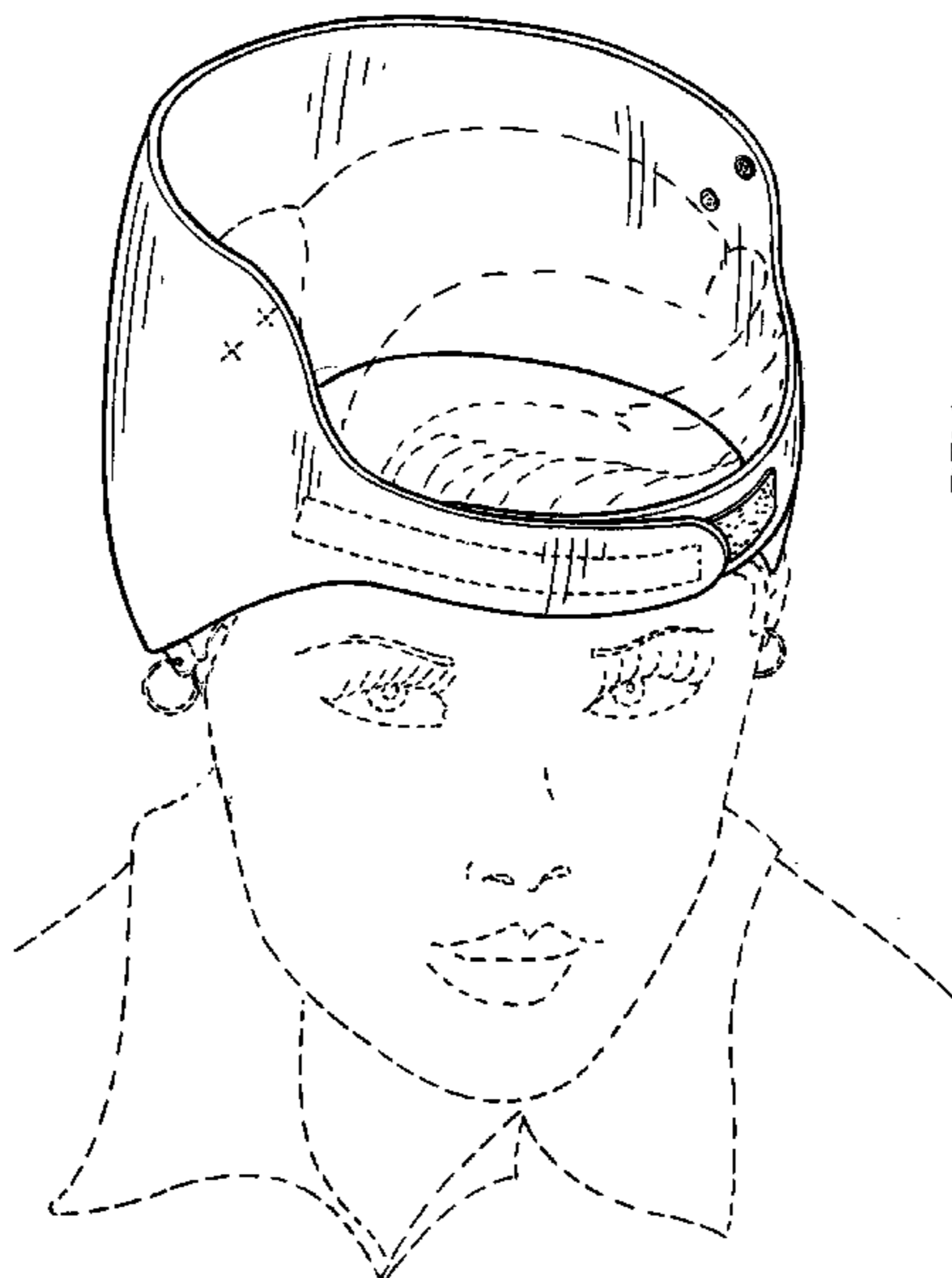
FIG. 5 is a rear elevational view thereof; and,

FIG. 6 is a bottom plan view thereof.

The long broken lines showing the woman's head, neck and shoulders in FIG. 1 are illustrative of environmental structure only and form no part of the claimed design.

The short broken lines on the rectangles across the top front in FIG. 1 and on both side flaps in FIGS. 3 and 5 and the two broken lines shown inside the top of the rounded panel in FIG. 3 represent stitching and are part of the claimed design.

1 Claim, 3 Drawing Sheets



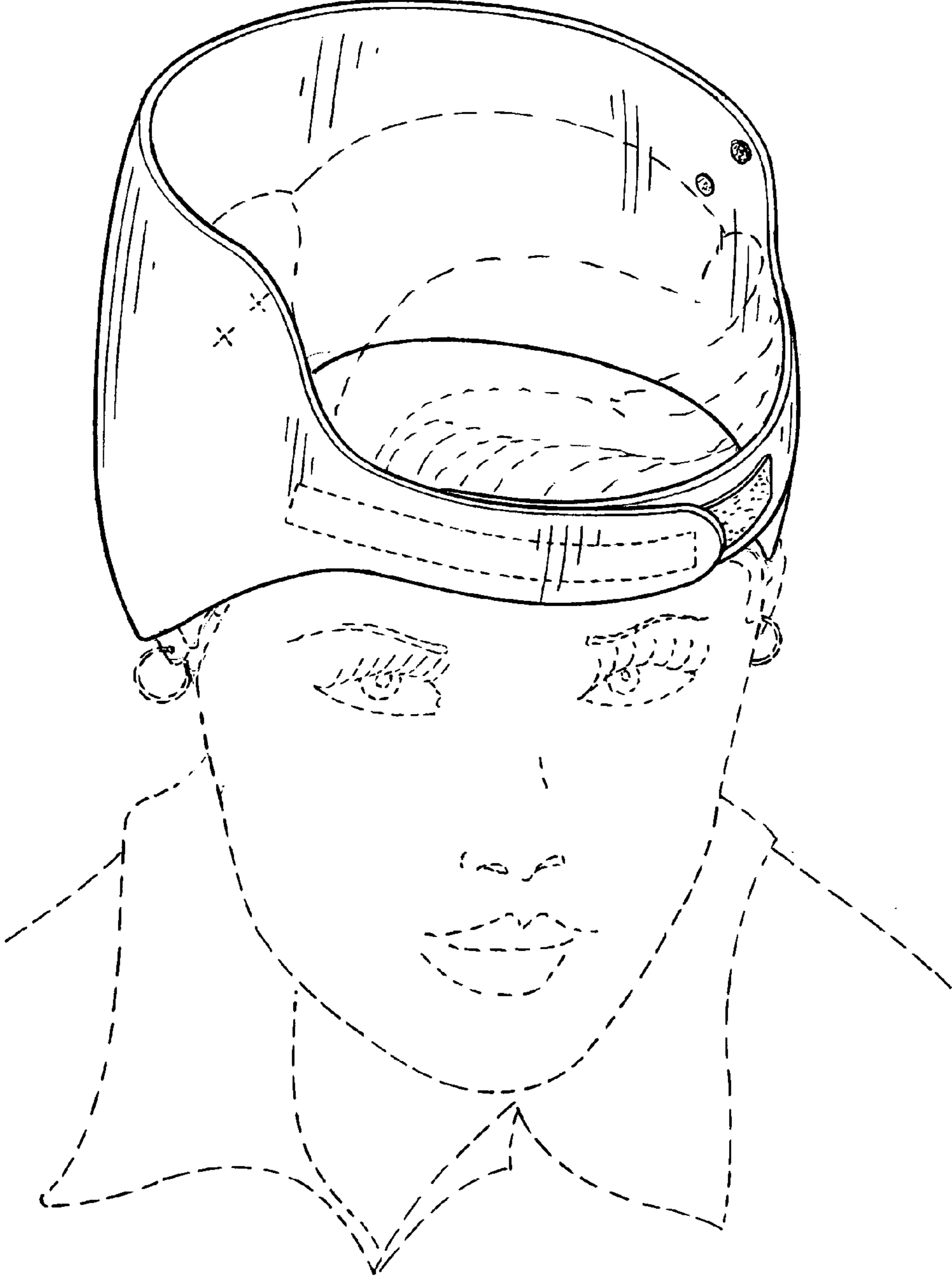


FIG. 1




FIG. 2

FIG. 3



FIG. 4




FIG. 5



FIG. 6