



US00D575013S

(12) **United States Design Patent**  
**Gee, II et al.**

(10) **Patent No.:** **US D575,013 S**  
(45) **Date of Patent:** **\*\* Aug. 12, 2008**

(54) **HAND HELD VACUUM BODY**

(75) Inventors: **Jack W. Gee, II**, Willoughby, OH (US);  
**Matthew Joseph Doerfler**, Wooster, OH  
(US); **David Matthew Collins**,  
Lyndhurst, OH (US); **Karim Rashid**,  
New York, NY (US); **Chun Ming Ho**,  
Hong Kong (HK); **David Khalil**,  
Highland Heights, OH (US)

D453,596 S 2/2002 Farone et al.  
D453,868 S 2/2002 Murphy et al.  
D456,102 S 4/2002 Murphy et al.  
D456,963 S 5/2002 Murphy et al.  
D460,228 S 7/2002 Zahuranec et al.  
D475,822 S 6/2003 Kalman et al.  
D488,273 S 4/2004 Matousek et al.  
6,775,882 B2 8/2004 Murphy et al.  
D550,410 S \* 9/2007 Khalil et al. .... D32/18

(73) Assignee: **Royal Appliance Mfg. Co.**, Glenwillow,  
OH (US)

(\*\*) Term: **14 Years**

(21) Appl. No.: **29/291,504**

(22) Filed: **Aug. 31, 2007**

(51) **LOC (8) Cl.** ..... **15-05**

(52) **U.S. Cl.** ..... **D32/18**

(58) **Field of Classification Search** ..... D32/17-18,  
D32/21-22, 31-33; 15/320-321, 329, 344,  
15/347, 350-353, 331, 338, 412, 415.1-422,  
15/422.1; 55/429, DIG. 3

See application file for complete search history.

(56) **References Cited**

**U.S. PATENT DOCUMENTS**

D301,783 S \* 6/1989 Adams ..... D32/18  
D303,856 S \* 10/1989 Yuen ..... D32/18  
D314,650 S \* 2/1991 Pudwill ..... D32/18  
5,347,679 A 9/1994 Saunders et al.  
D359,604 S 6/1995 Sovis et al.  
5,446,943 A 9/1995 Sovis et al.  
5,606,770 A 3/1997 Sovis et al.  
D401,021 S 11/1998 Stephens et al.  
D405,929 S 2/1999 Sovis et al.  
D426,358 S 6/2000 Saunders et al.  
D440,365 S 4/2001 Salo et al.  
D443,960 S 6/2001 Shimko et al.

**OTHER PUBLICATIONS**

Dirt Devil Vacuums, "KURV Cordless Hand Vac". Retrieved from  
Internet on Jan. 2, 2008. <<http://www.topbrandsincentives.com/tbsearchresults.asp>>. Pg. 2 of 4.\*

\* cited by examiner

*Primary Examiner*—Ruth McInroy

(74) *Attorney, Agent, or Firm*—Fay Sharpe LLP

(57) **CLAIM**

The ornamental design for a hand held vacuum body, as  
shown and described.

**DESCRIPTION**

FIG. 1 is a perspective view of a hand held vacuum body  
showing our new design;

FIG. 2 is a front elevational view thereof;

FIG. 3 is a rear elevational view thereof;

FIG. 4 is a left side elevational view thereof;

FIG. 5 is a right side elevational view thereof;

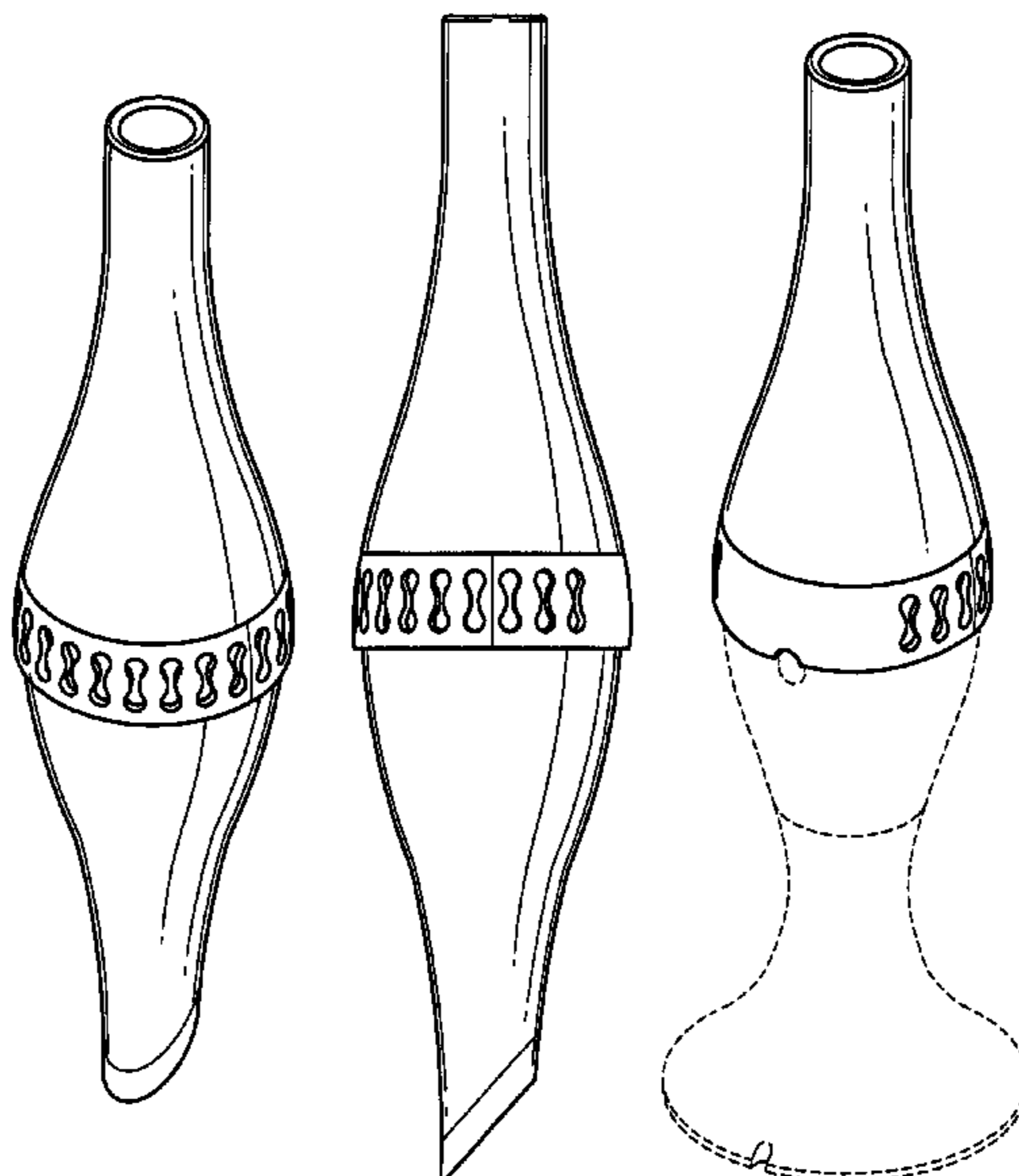
FIG. 6 is a bottom plan view thereof;

FIG. 7 is a top plan view thereof; and,

FIG. 8 is a perspective view thereof upon its insertion into an  
associated base.

The base outlined in broken lines in FIG. 8 forms no part of  
the claimed design.

**1 Claim, 4 Drawing Sheets**



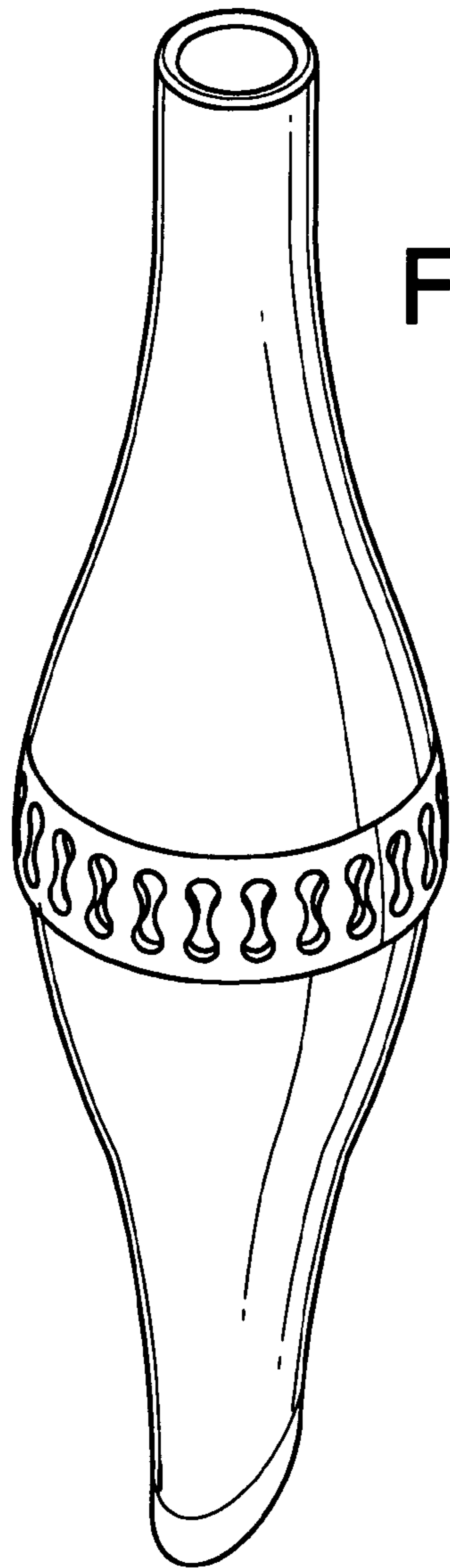


FIG. 1

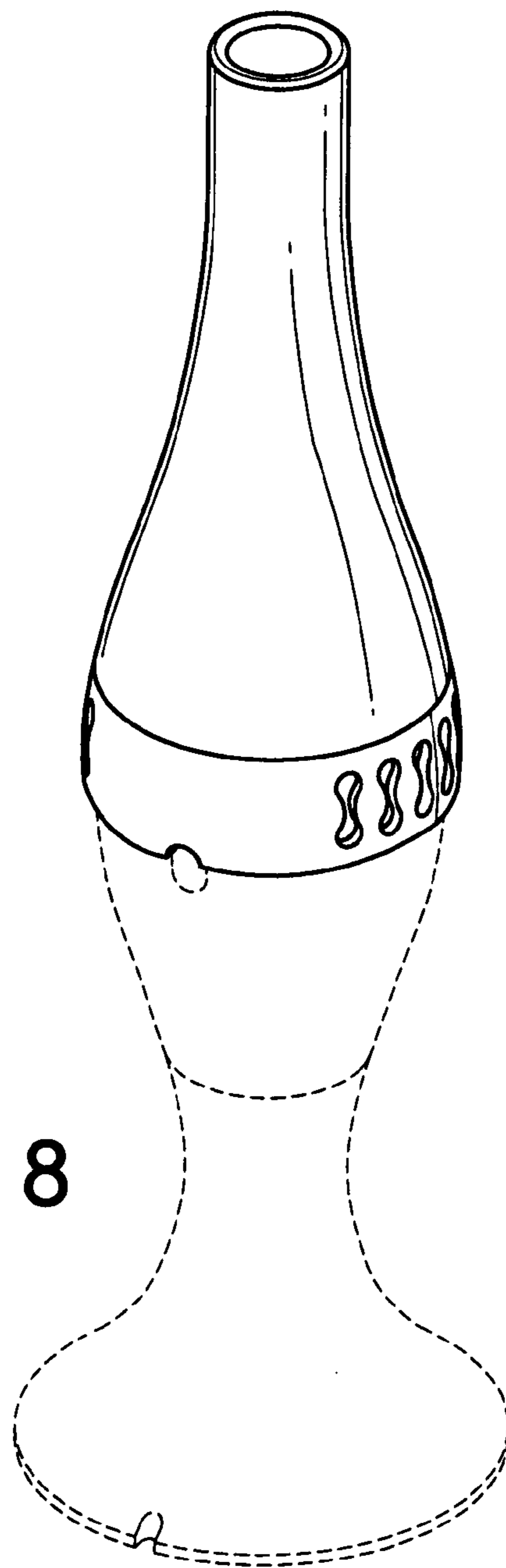


FIG. 8

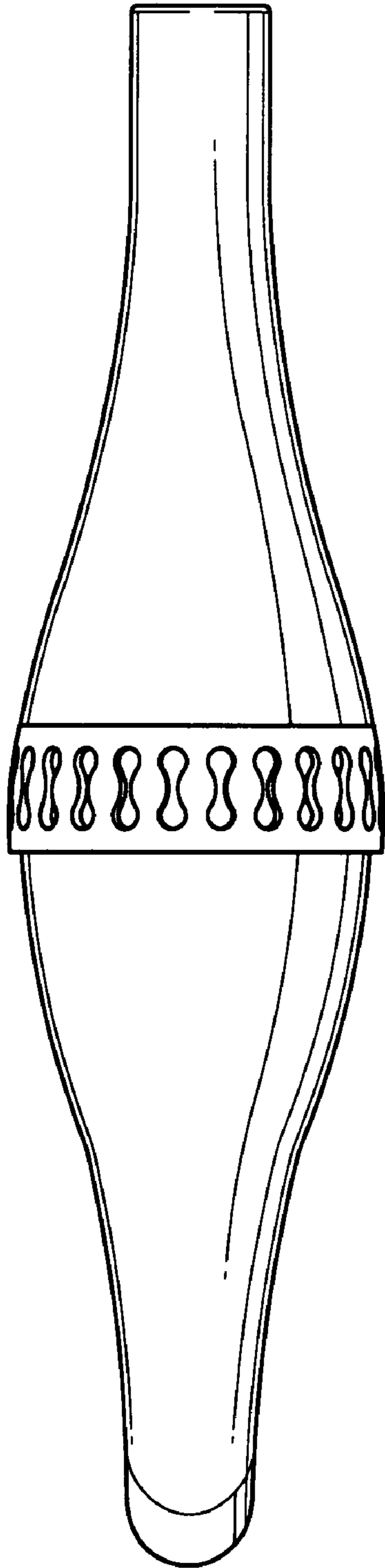


FIG. 2

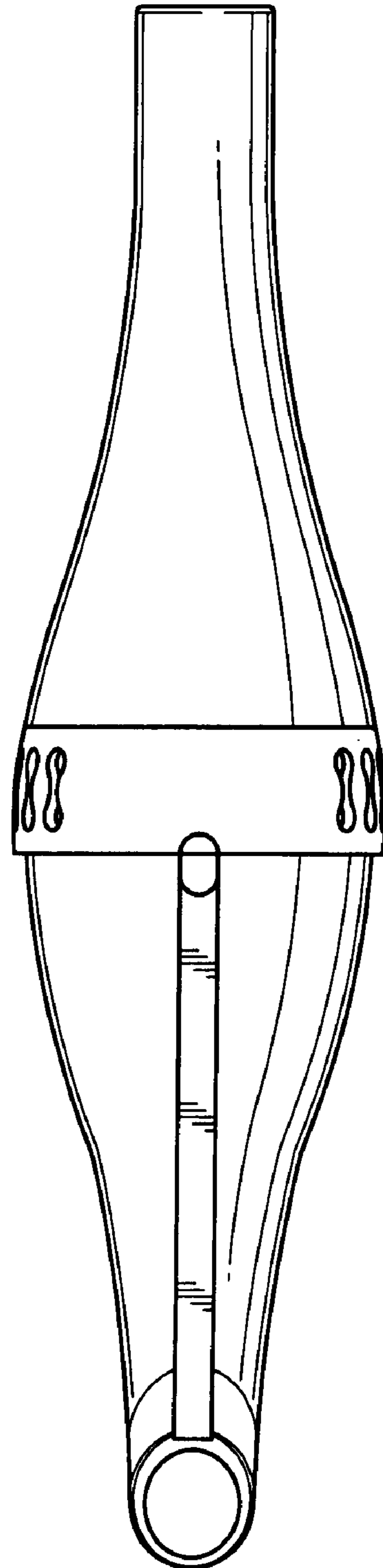


FIG. 3

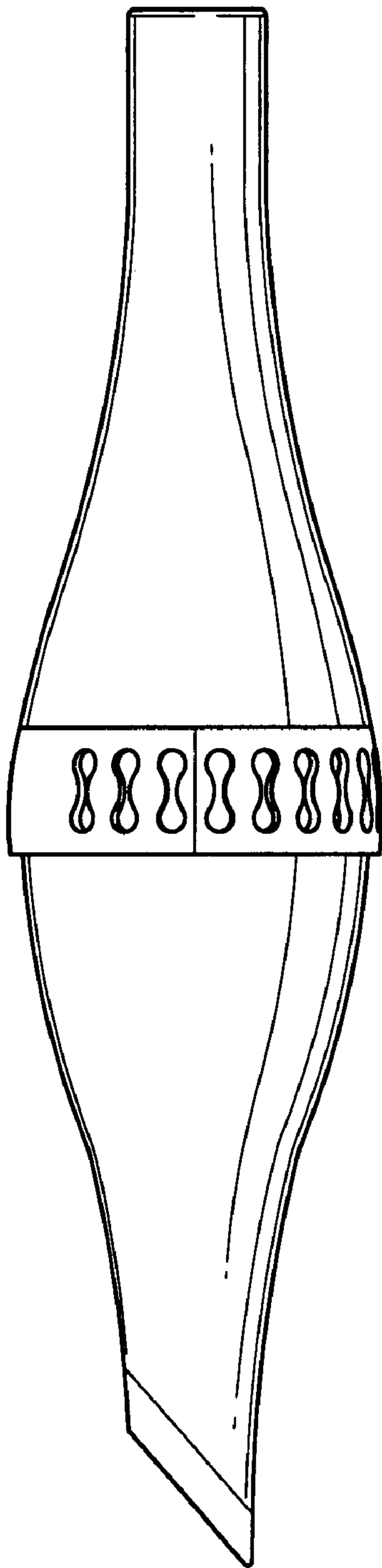


FIG. 4

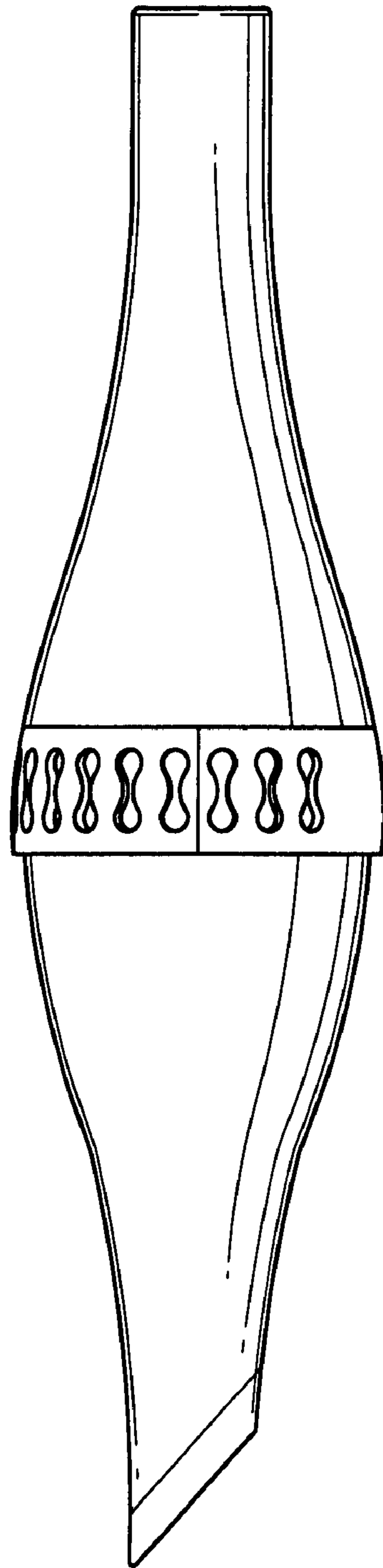
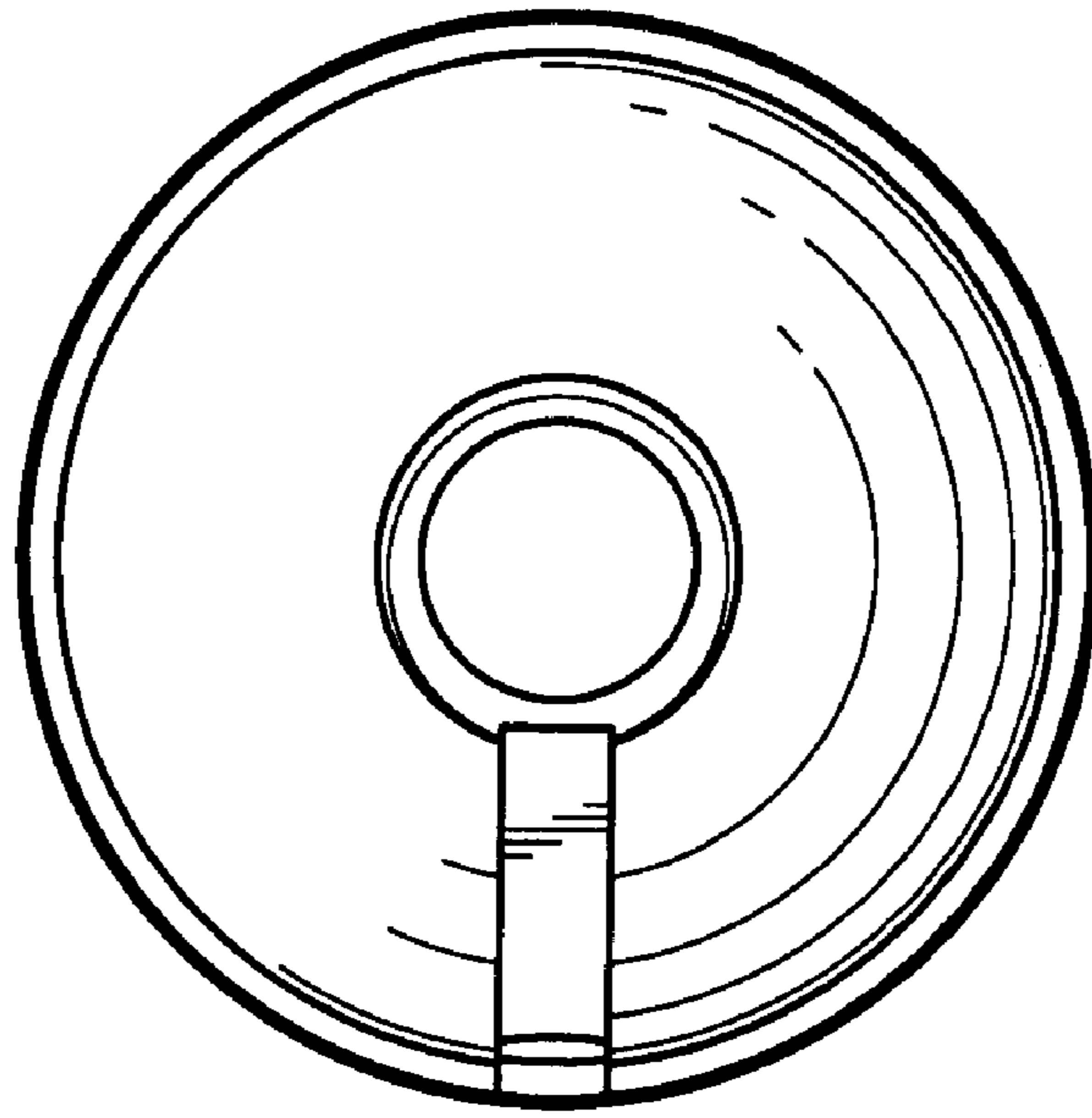
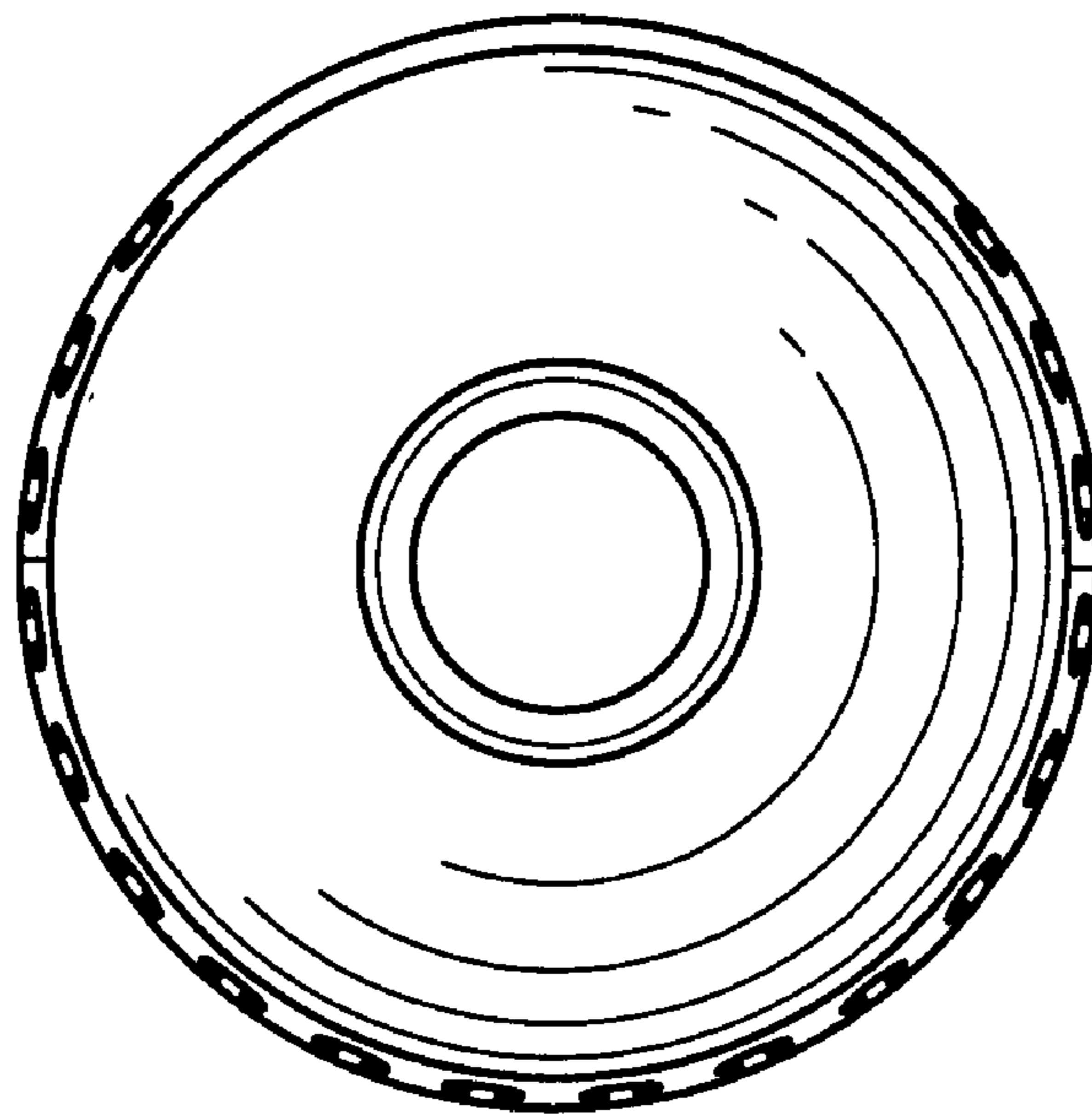


FIG. 5



**FIG. 6**



**FIG. 7**