



US00D575012S

(12) **United States Design Patent**
Rossetto et al.

(10) **Patent No.:** **US D575,012 S**

(45) **Date of Patent:** **** Aug. 12, 2008**

(54) **WASHER**

(75) Inventors: **Paul Rossetto**, Saint Joseph, MI (US);
Wyatt A. Cline, Saint Joseph, MI (US)

(73) Assignee: **Whirlpool Corporation**, Benton Harbor, MI (US)

(**) Term: **14 Years**

(21) Appl. No.: **29/303,441**

(22) Filed: **Feb. 8, 2008**

(51) **LOC (8) Cl.** **15-05**

(52) **U.S. Cl.** **D32/6**

(58) **Field of Classification Search** D32/5,
D32/6, 8, 1, 9; 34/523-524, 87-88; 68/12.01,
68/12.08, 3 R, 5 R; 312/31

See application file for complete search history.

(56) **References Cited**

U.S. PATENT DOCUMENTS

5,661,914 A *	9/1997	Millet	34/601
5,881,576 A *	3/1999	Davies, Jr.	68/3 R
D446,891 S *	8/2001	Kim	D32/6
D524,494 S *	7/2006	Kim et al.	D32/9
D526,453 S *	8/2006	Jun	D32/6
D527,150 S *	8/2006	Jun	D32/6
D532,941 S *	11/2006	Carey et al.	D32/6
D538,488 S *	3/2007	Carey et al.	D32/6
D542,487 S *	5/2007	Jun	D32/6
D554,307 S *	10/2007	Kim	D32/6
D556,394 S *	11/2007	Kim	D32/6

OTHER PUBLICATIONS

http://us.stll.yimg.com/us.st.yimg.com/l/usappliance_1995_18827490 Apr. 17, 2008.*

http://us.stll.yimg.com/us.st.yimg.com/l/usappliance_1995_19232396 Apr. 17, 2008.*

http://us.stll.yimg.com/us.st.yimg.com/l/usappliance_1995_38378648 Apr. 17, 2008.*

* cited by examiner

Primary Examiner—Louis S Zarfes

Assistant Examiner—Kathleen M Sims

(74) *Attorney, Agent, or Firm*—Tara Hartman; Michael D. Lafrenz

(57) **CLAIM**

The ornamental design for a washer, as shown and described.

DESCRIPTION

FIG. 1 is a front perspective view of a first embodiment of a washer, showing our new design;

FIG. 2 is a front elevational view thereof;

FIG. 3 is a right side elevational view with the left side being a mirror image thereof;



FIG. 4 is a top plan view thereof;

FIG. 5 is a front perspective view of a second embodiment thereof; and,

FIG. 6 is a top plan view thereof.

The broken line showing of control panel details in FIGS. 1-6 is included for the purpose of illustrating portions of the washer and forms no part of the claimed design.

1 Claim, 6 Drawing Sheets






Fig. 1

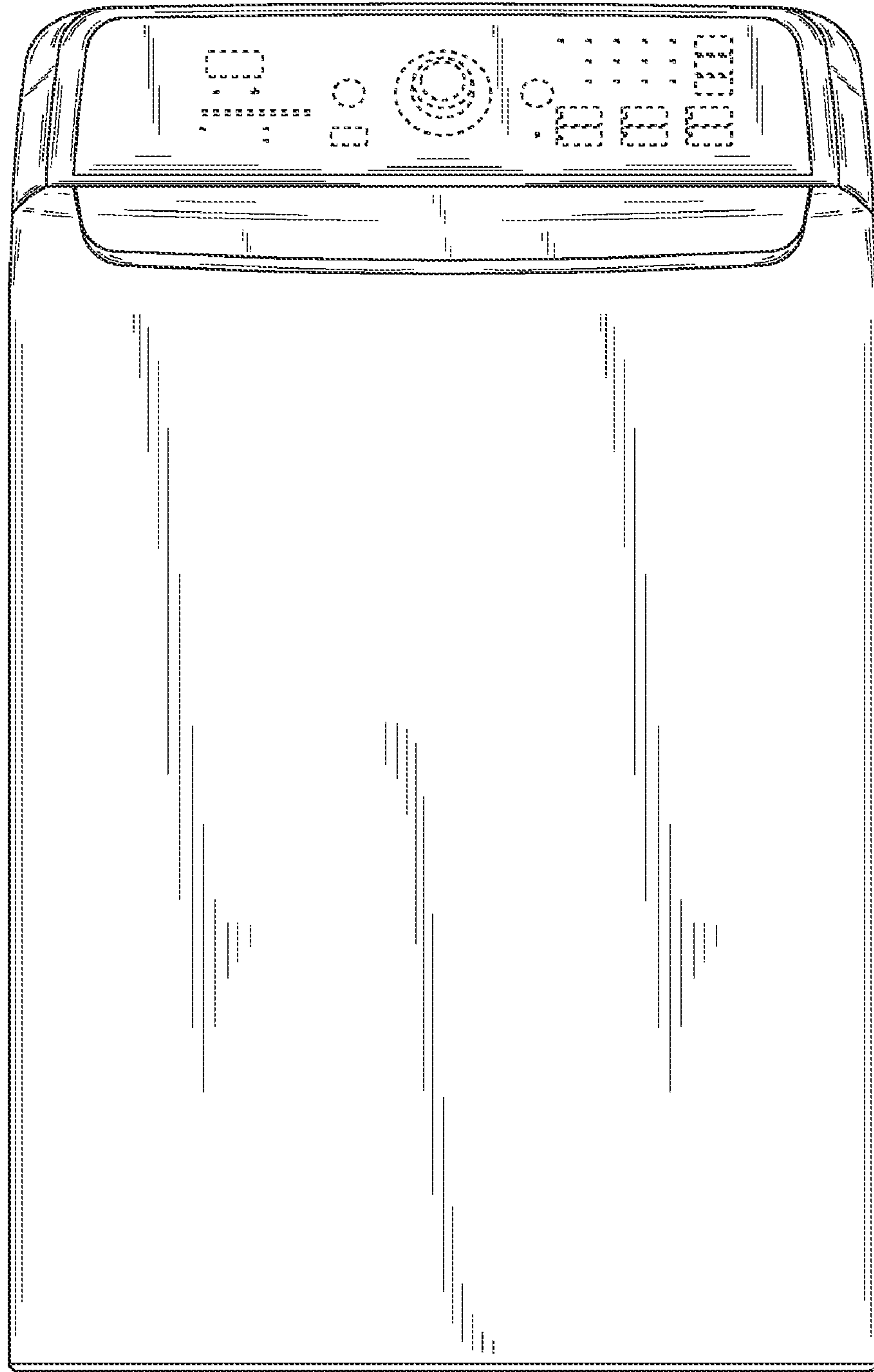


Fig. 2




Fig. 3




Fig. 4




Fig. 5




Fig. 6