



US00D575010S

(12) **United States Design Patent**  
**Eisenberg**

(10) **Patent No.:** **US D575,010 S**

(45) **Date of Patent:** **\*\* Aug. 12, 2008**

(54) **PET MEDAL**

(75) **Inventor:** **Andree Eisenberg**, 101 Rogers Ave.,  
Warren, NJ (US) 07059

(73) **Assignee:** **Andree Eisenberg**, Warren, NJ (US)

(\*\*) **Term:** **14 Years**

(21) **Appl. No.:** **29/250,466**

(22) **Filed:** **Nov. 16, 2006**

(51) **LOC (8) Cl.** ..... **30-08**

(52) **U.S. Cl.** ..... **D30/155; D30/199; D11/41;**  
**D11/104**

(58) **Field of Classification Search** ..... **D30/155,**  
**D30/199; D11/41, 101, 104, 105, 100, 82,**  
**D11/83, 103, 107, 116, 102, 99, 44, 55, 56,**  
**D11/97, 96, 80, 91, 92, 200, 201; 63/1.11,**  
**63/1.5, 1.16, 1.14, 29.1, 19, 33, 35, 1.1, 13,**  
**63/21, 34, 18, 23, 32; 428/7, 13, 542.4, 542.2,**  
**428/66.5, 28, 66.6, 20, 67, 3, 4, 542.6; 40/27.5,**  
**40/649, 300, 661; D32/46; D3/207-211;**  
**362/145, 147, 457, 806; 52/316, 392, 592.1**  
See application file for complete search history.

(56) **References Cited**

**U.S. PATENT DOCUMENTS**

D17,843 S \* 11/1887 Frere ..... D11/101  
3,678,705 A \* 7/1972 Korwin ..... 63/18  
3,964,187 A \* 6/1976 Stumpf ..... 40/27.5

D252,196 S \* 6/1979 Gehrke ..... D11/115  
D301,211 S \* 5/1989 Kian ..... D11/41  
D302,533 S \* 8/1989 Hagee ..... D11/104  
5,157,945 A \* 10/1992 Giehl ..... 63/33  
D339,548 S \* 9/1993 Kian ..... D11/103  
6,145,341 A \* 11/2000 Leong ..... 63/1.11  
D457,460 S \* 5/2002 Bahnke ..... D11/82  
6,667,109 B1 \* 12/2003 Julliard ..... 428/542.2

\* cited by examiner

*Primary Examiner*—Melanie Tung

*Assistant Examiner*—Susan Moon Lee

(74) *Attorney, Agent, or Firm*—Brosemer, Kolefas &  
Associates LLC

(57) **CLAIM**

The ornamental design for a pet medal, as shown and  
described.

**DESCRIPTION**

FIG. 1 is a perspective view of a pet medal showing my new  
design;

FIG. 2 is a front view thereof;

FIG. 3 is a back view thereof;

FIG. 4 is a right side view thereof;

FIG. 5 is a left side view thereof;

FIG. 6 is a top view thereof; and,

FIG. 7 is a bottom view thereof.

**1 Claim, 3 Drawing Sheets**





FIG. 1



FIG. 2

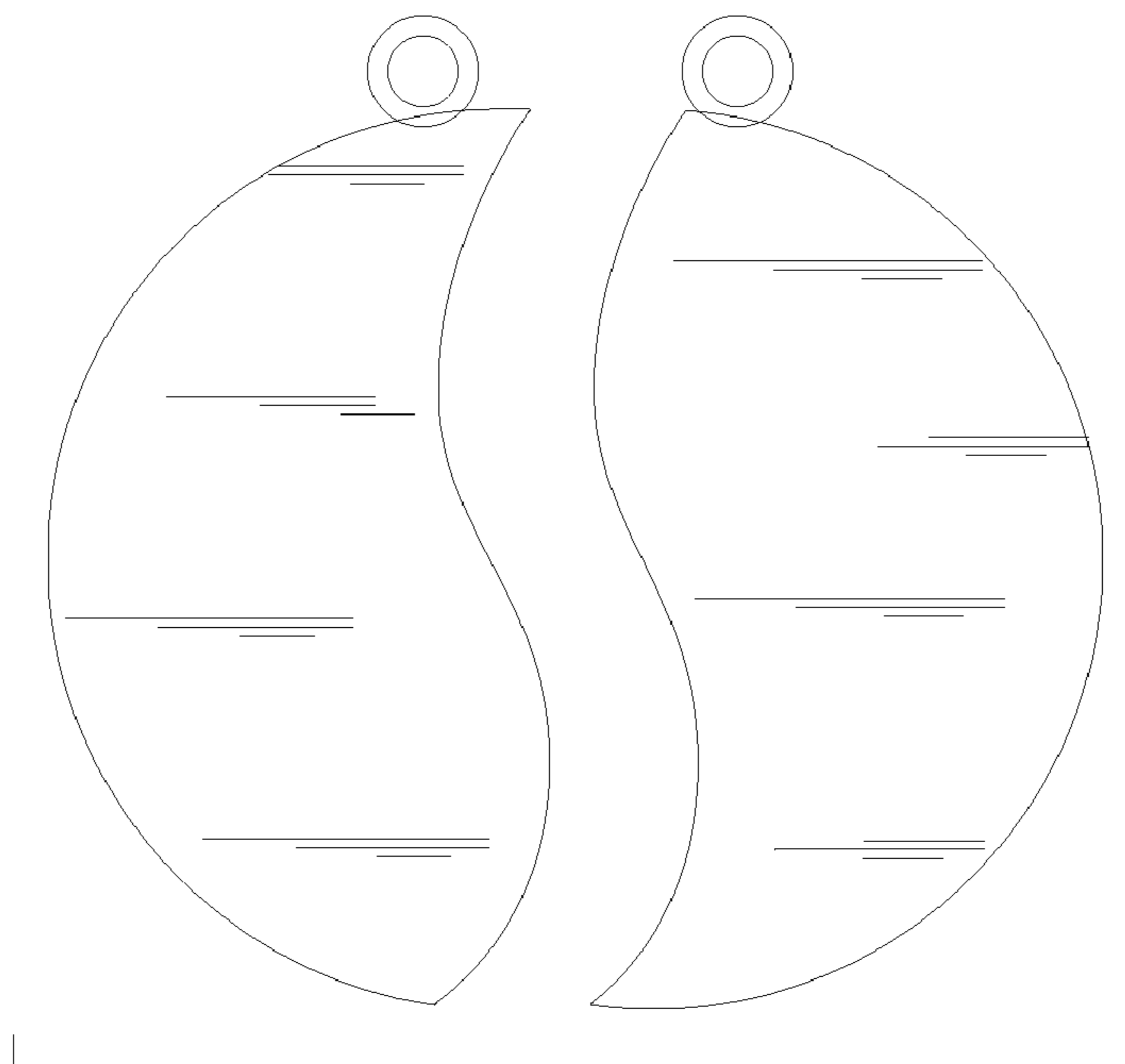


FIG. 3

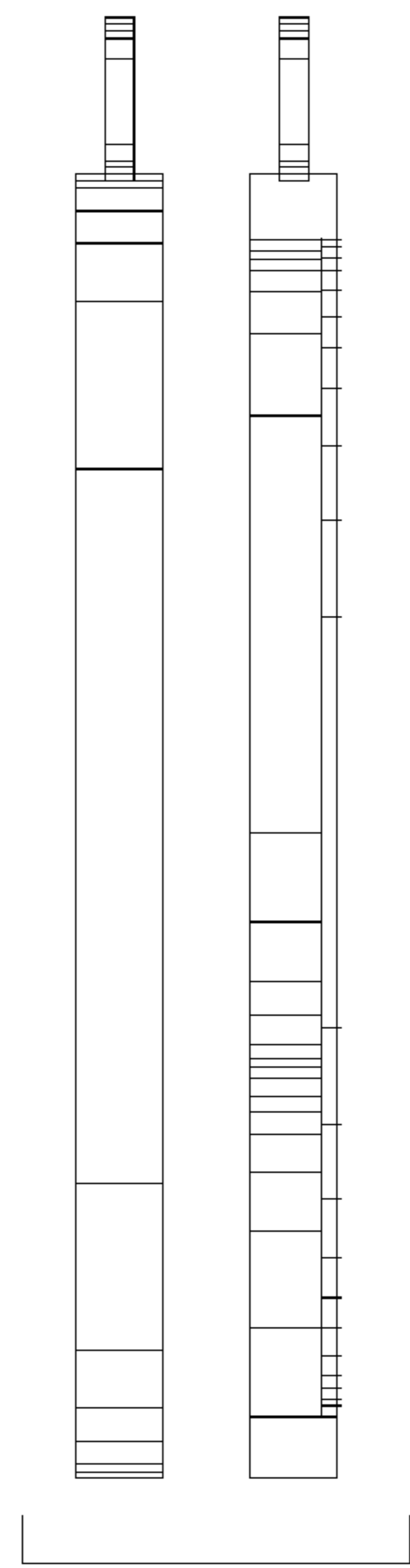


FIG. 4

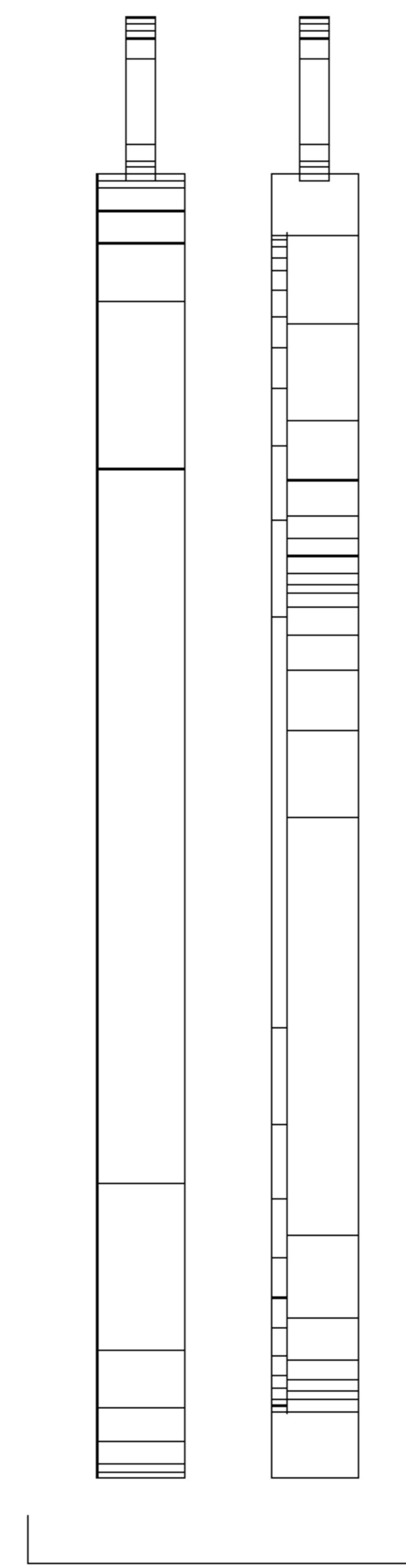


FIG. 5

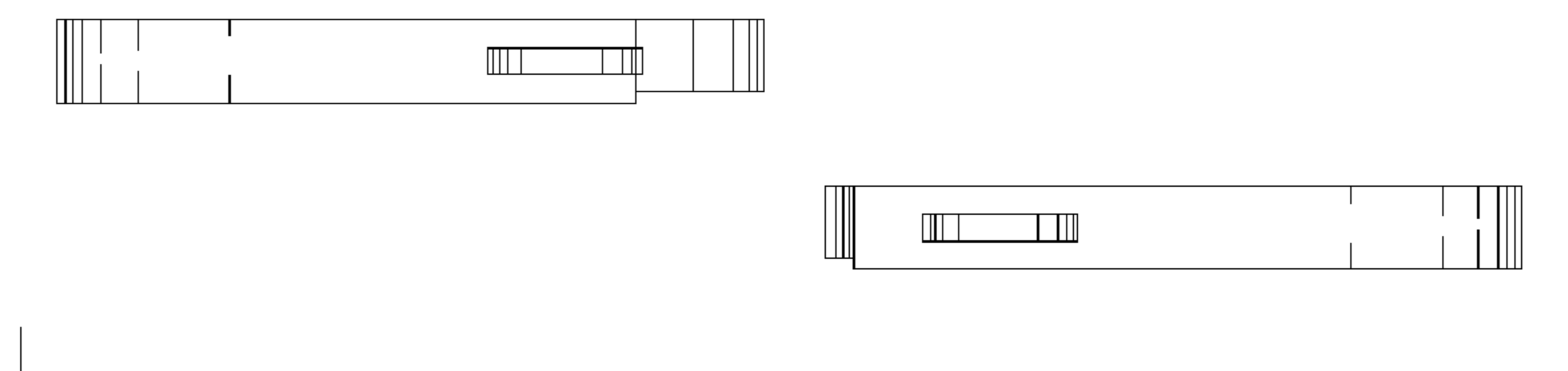


FIG. 6

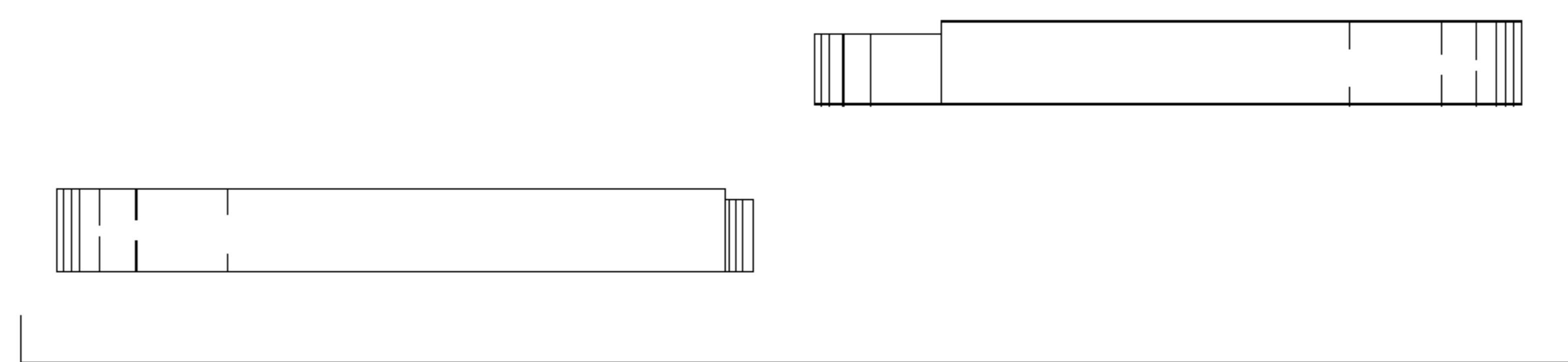


FIG. 7