



US00D575003S

(12) **United States Design Patent**
Lineberger

(10) **Patent No.:** **US D575,003 S**

(45) **Date of Patent:** **** Aug. 12, 2008**

(54) **ELECTRIC CUTICLE TRIMMER**

6,751,866 B2 6/2004 Yusufov et al.
7,100,620 B2 9/2006 Fung

(76) Inventor: **Larry B. Lineberger**, 239 College St.,
Apt. 56, Ozark, AL (US) 36360

* cited by examiner

(**) Term: **14 Years**

Primary Examiner—Jennifer Rivard
(74) *Attorney, Agent, or Firm*—P. Jeff Marin, Esq.; The
McGougan Law Firm, LLC

(21) Appl. No.: **29/292,881**

(22) Filed: **Oct. 31, 2007**

(57) **CLAIM**

(51) **LOC (8) Cl.** **28-03**

The ornamental design for an electric cuticle trimmer, as
shown and described.

(52) **U.S. Cl.** **D28/58**

(58) **Field of Classification Search** 132/73,
132/73.5, 75.3, 75.4, 75.6, 76.4, 76.2, 75.8,
132/73.6; D28/56–59; D24/146, 147, 149
See application file for complete search history.

DESCRIPTION

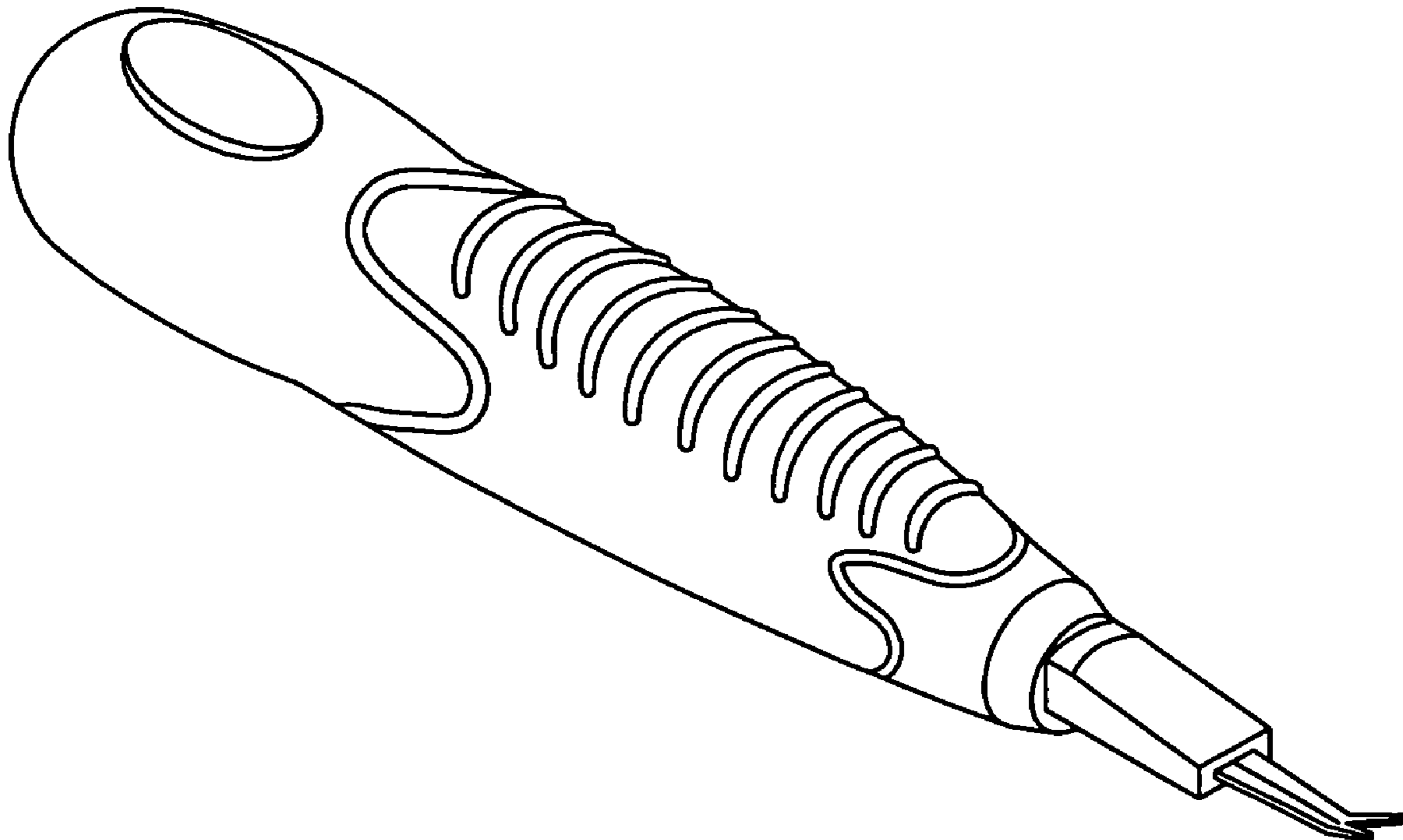
(56) **References Cited**

U.S. PATENT DOCUMENTS

D113,776 S *	3/1939	Whitehouse	D28/58
D205,748 S *	9/1966	Hall	D28/58
4,643,207 A	2/1987	Grahame		
D330,607 S	10/1992	Lunderman et al.		
5,666,728 A	9/1997	Silva		
D452,589 S *	12/2001	Lie	D28/58
6,640,811 B2	11/2003	Cho		

FIG. 1 is a perspective view of an electric cuticle trimmer
showing my new design;
FIG. 2 is a right side view thereof;
FIG. 3 is a left side view thereof;
FIG. 4 is a front view thereof;
FIG. 5 is a rear view thereof;
FIG. 6 is a top plan view thereof; and,
FIG. 7 is a bottom plan view thereof.

1 Claim, 3 Drawing Sheets



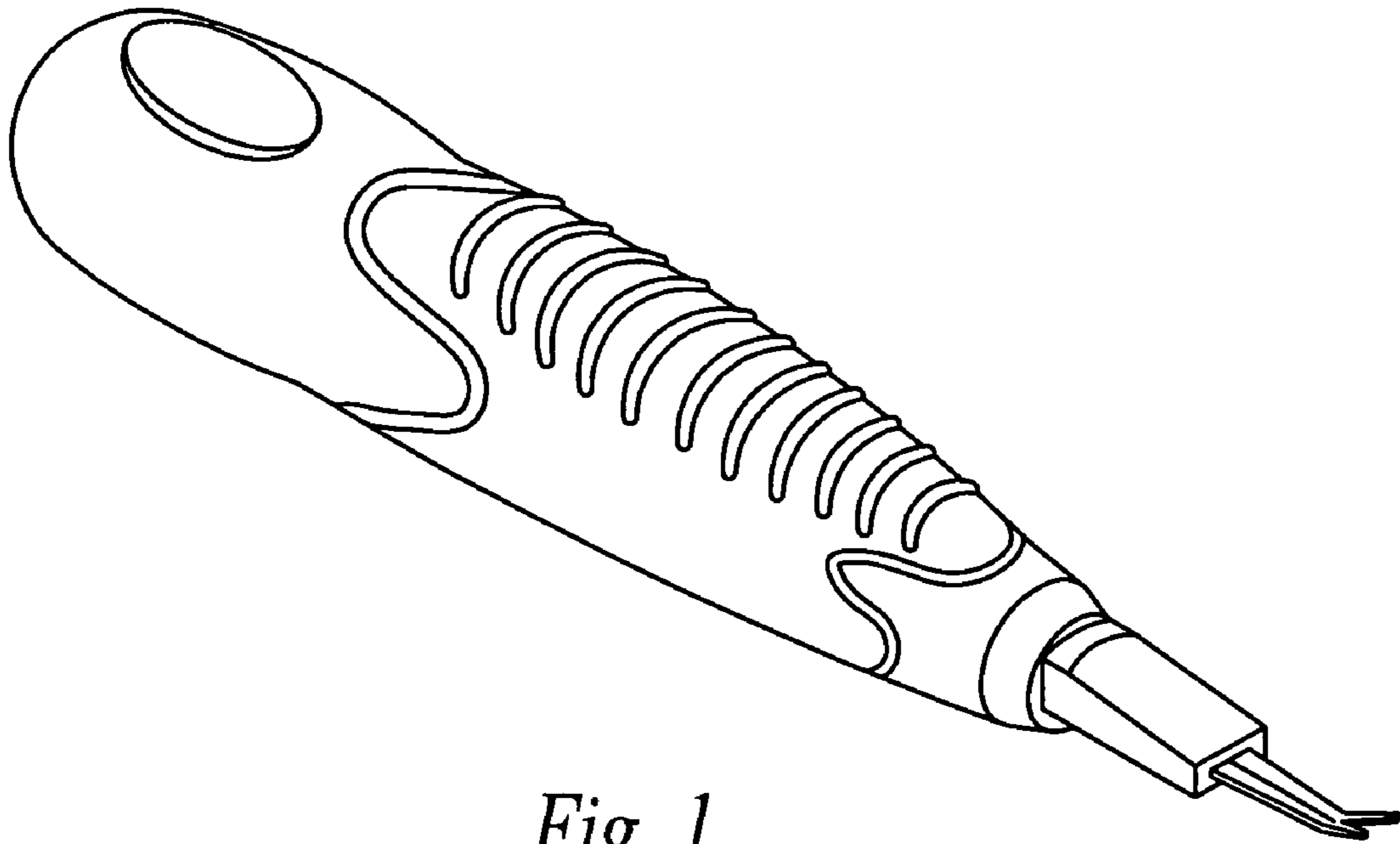


Fig. 1




Fig. 2




Fig. 3

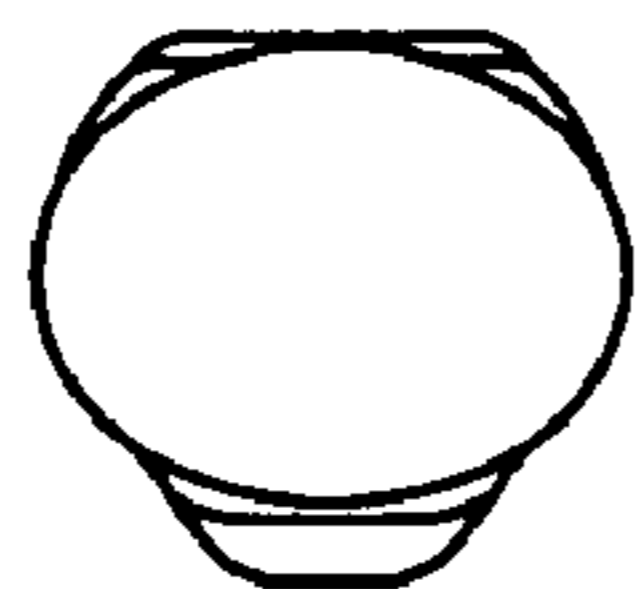


Fig. 4

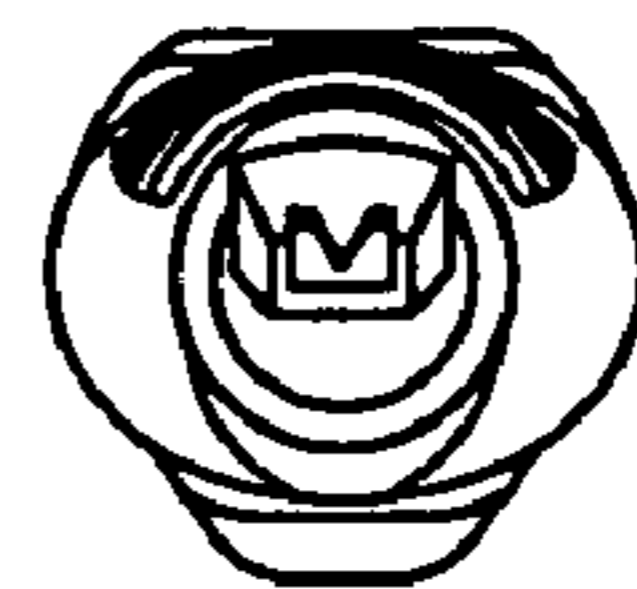


Fig. 5

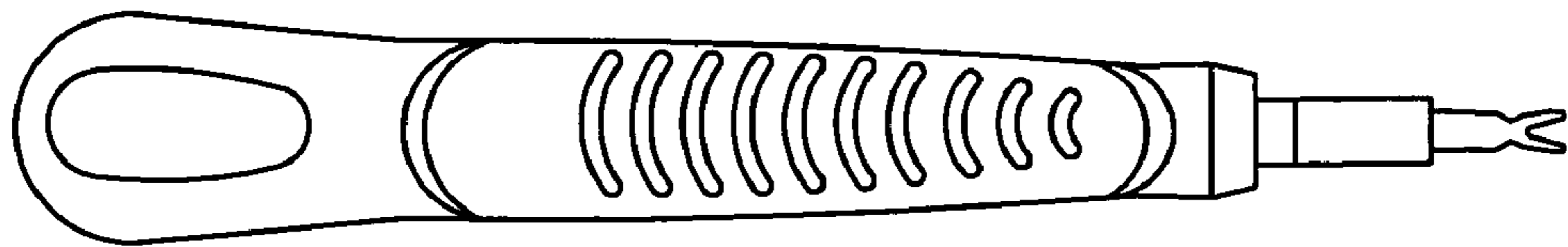


Fig. 6

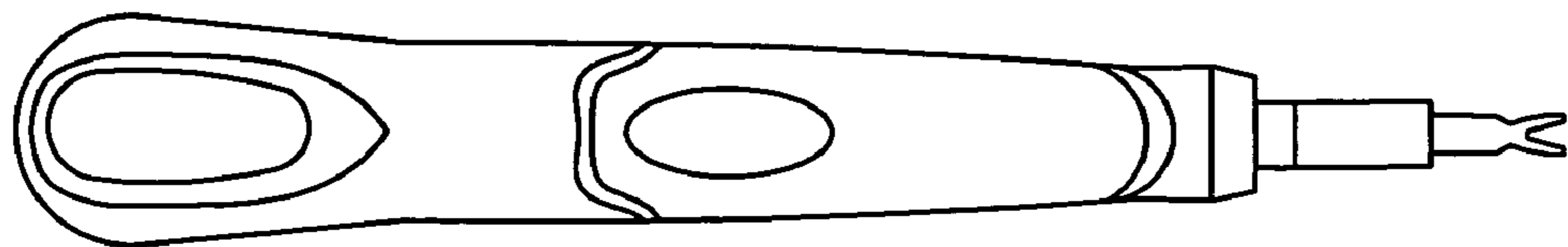


Fig. 7