



US00D574998S

(12) **United States Design Patent**
Huang

(10) **Patent No.:** **US D574,998 S**

(45) **Date of Patent:** **** Aug. 12, 2008**

(54) **GAS LIGHTER**

(76) **Inventor:** **Xinhua Huang**, No. 239, Northern The
Third Circular Road, East, Cixi, Ningbo,
Zhejiang Province (CN) 315600

(**) **Term:** **14 Years**

(21) **Appl. No.:** **29/290,036**

(22) **Filed:** **Oct. 15, 2007**

(51) **LOC (8) Cl.** **27-05**

(52) **U.S. Cl.** **D27/157**

(58) **Field of Classification Search** D27/141-144,
D27/152-161; 431/129, 143, 153, 253-256,
431/273-277

See application file for complete search history.

(56) **References Cited**

U.S. PATENT DOCUMENTS

3,565,561	A *	2/1971	Lowenthal et al.	431/255
D228,086	S *	8/1973	Yoshinaga	D27/157
D334,080	S *	3/1993	Miyamoto	D27/157
D348,538	S *	7/1994	Inoue	D27/154

D542,465	S *	5/2007	Luo	D27/157
D544,997	S *	6/2007	Almendros	D27/161
2002/0110768	A1 *	8/2002	Sher	431/153
2006/0147856	A1 *	7/2006	Chung	431/153

* cited by examiner

Primary Examiner—Jennifer Rivard

(57) **CLAIM**

The ornamental design for the gas lighter, as shown and described.

DESCRIPTION

FIG. 1 is a side view of a gas lighter showing my new design; FIG. 2 is another side view opposite to the view shown in FIG. 1;


FIG. 3 is a left side view thereof;

FIG. 4 is a right view thereof;

FIG. 5 is a top view thereof; and,

FIG. 6 is a bottom view thereof.

1 Claim, 3 Drawing Sheets






FIG. 1




FIG. 2



FIG. 3



FIG. 4




FIG. 5




FIG. 6