



US00D574980S

(12) **United States Design Patent**
Mattheis

(10) **Patent No.:** **US D574,980 S**

(45) **Date of Patent:** **** *Aug. 12, 2008**

(54) **HANDHELD FLASHLIGHT**

(76) **Inventor:** **Steven G. Mattheis**, 135 N. Gros Ventre St., P.O. Box 4203, Jackson, WY (US) 83001

(*) **Notice:** This patent is subject to a terminal disclaimer.

(**) **Term:** **14 Years**

(21) **Appl. No.:** **29/259,614**

(22) **Filed:** **May 11, 2006**

(51) **LOC (8) Cl.** **26-02**

(52) **U.S. Cl.** **D26/37**

(58) **Field of Classification Search** D26/37, D26/38, 41, 46, 49, 50; 362/157, 158, 183, 362/190, 191, 194, 195, 196, 197, 201, 202, 362/203, 205, 208; D14/188, 192, 195-198, D14/170, 171; D21/516; 119/796

See application file for complete search history.

(56) **References Cited**

U.S. PATENT DOCUMENTS

D249,535 S	9/1978	Cantor	D22/1
4,446,508 A	5/1984	Kinzie	362/31
D290,518 S	6/1987	Rakocy et al.	D26/48
4,835,665 A	5/1989	Kao	362/184
5,077,644 A	12/1991	Schaller et al.	362/184
D368,937 S *	4/1996	Aker et al.	D21/516
5,558,430 A	9/1996	Booty, Jr.	362/184
D376,216 S *	12/1996	Yuen	D26/38
5,859,582 A	1/1999	Yuen	340/326

5,887,550 A *	3/1999	Levine et al.	119/796
D414,575 S *	9/1999	Yuen	D26/38
5,971,562 A	10/1999	Yang	362/184
6,056,414 A	5/2000	Krieger	362/184
6,518,874 B2	2/2003	Barrus et al.	340/5.64
D479,350 S *	9/2003	Herman	D26/38
6,616,296 B1	9/2003	Roux et al.	362/184
6,623,140 B2	9/2003	Watterson et al.	362/184
D480,490 S *	10/2003	Lai	D26/37
2003/0184999 A1	10/2003	Neiser	362/184
2005/0094388 A1	5/2005	Booty	362/184

* cited by examiner

Primary Examiner—Ian Simmons

Assistant Examiner—Carissa C Fitts

(74) *Attorney, Agent, or Firm*—Westman, Champlin & Kelly, P.A.

(57) **CLAIM**

The ornamental design for a handheld flashlight, is shown and described.

DESCRIPTION

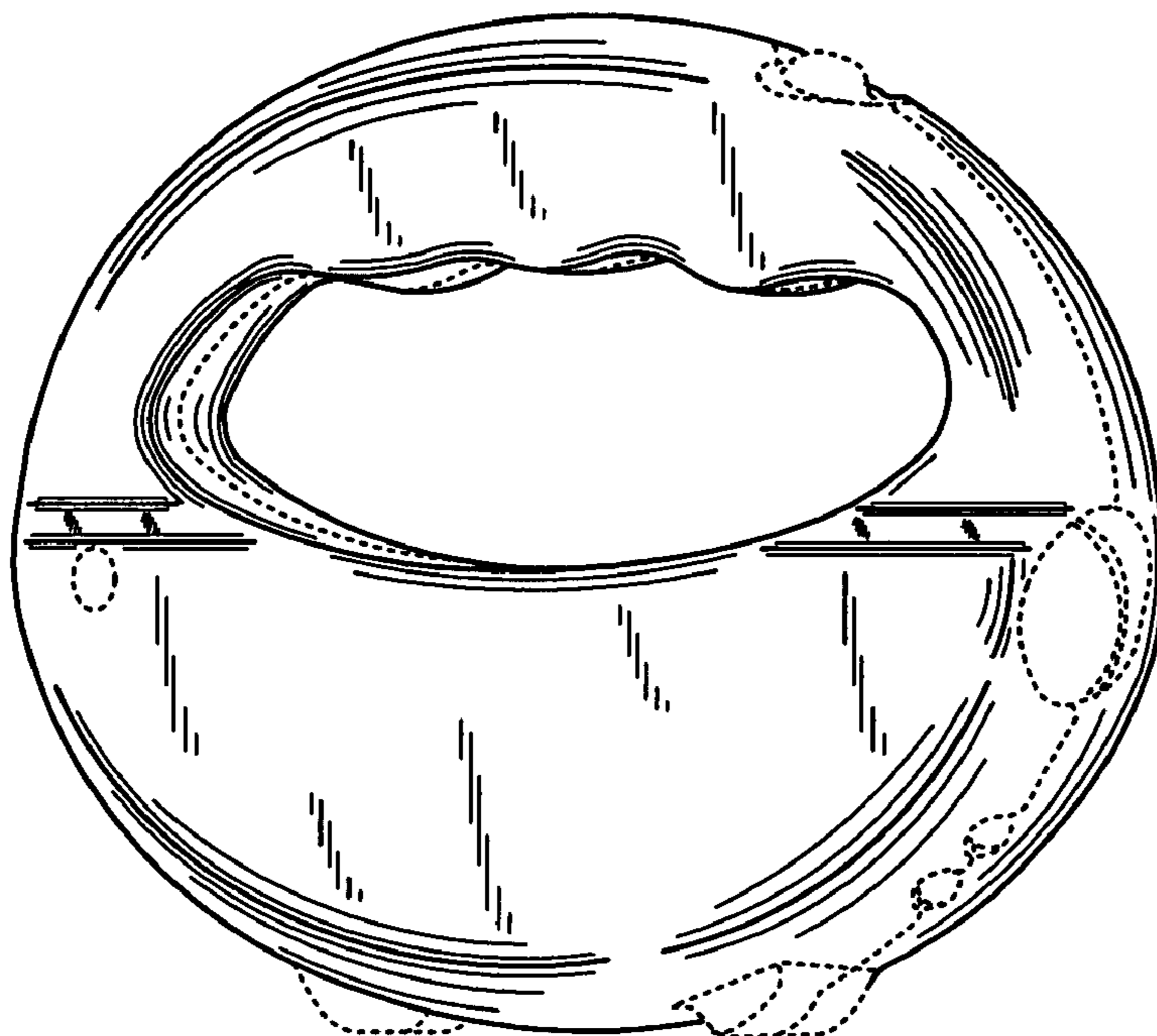
FIG. 1 is a side view of the handheld flashlight of the present invention;

FIG. 2 is a perspective view of the handheld flashlight of the present invention; and,

FIG. 3 is a front view of the handheld flashlight of the present invention.

The broken line showing is for illustrative purposes only and forms no part of the claimed design.

1 Claim, 1 Drawing Sheet



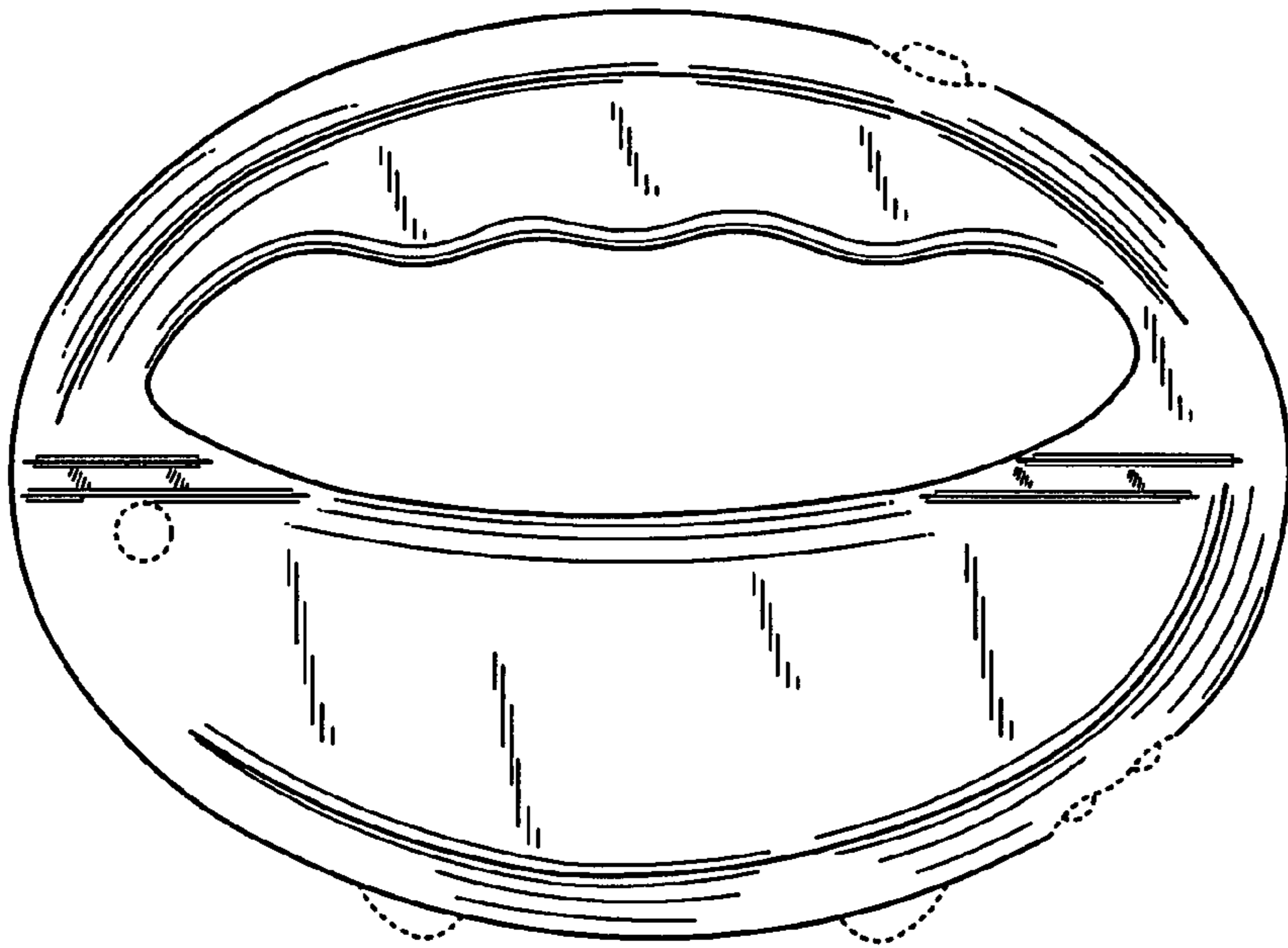


Fig. 1

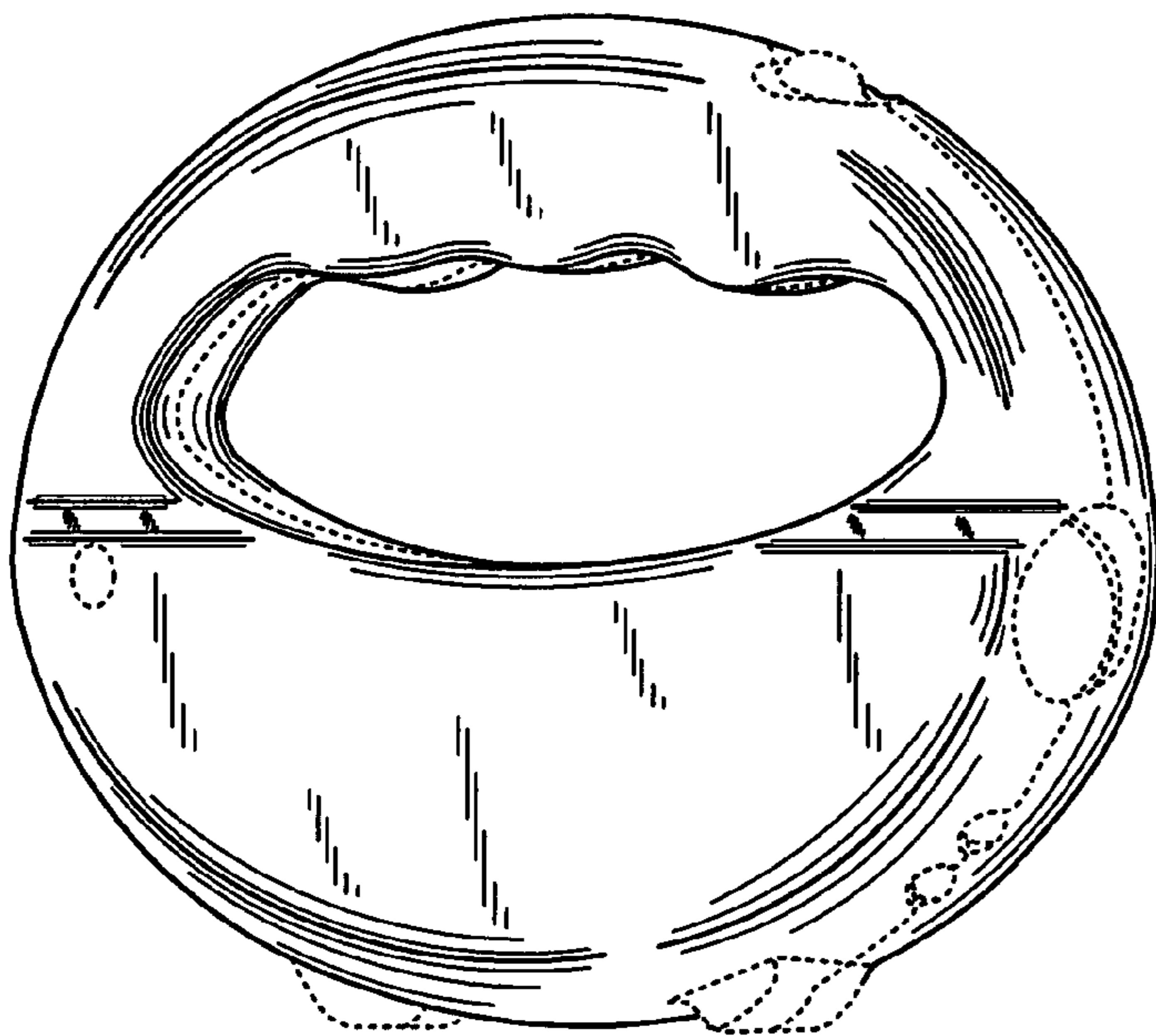


Fig. 3

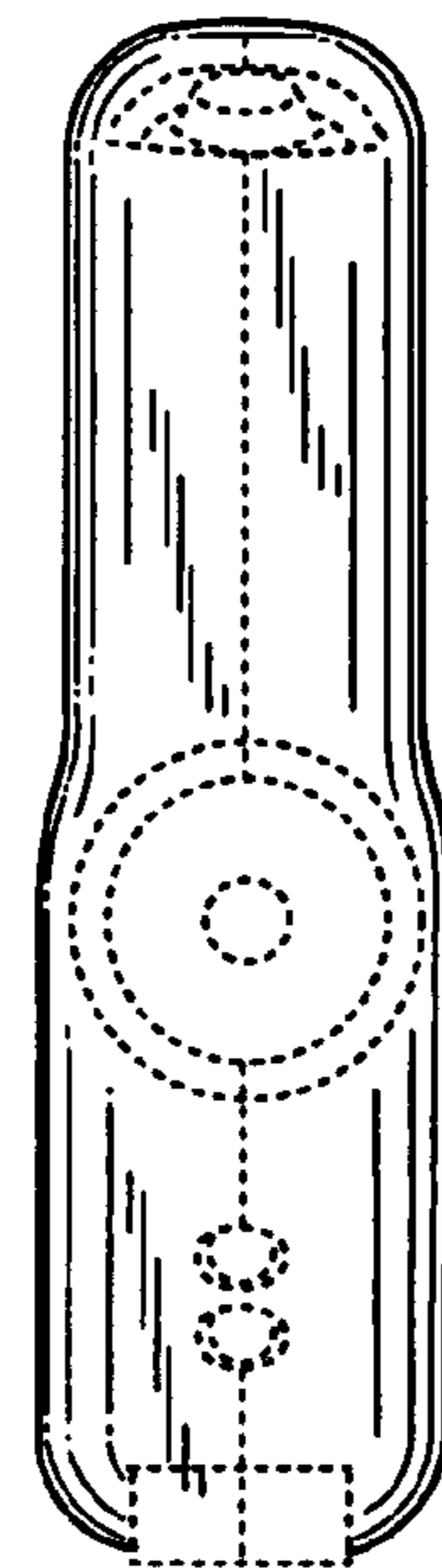


Fig. 2