



US00D574969S

(12) **United States Design Patent**
Taylor et al.

(10) **Patent No.:** **US D574,969 S**
(45) **Date of Patent:** **** Aug. 12, 2008**

(54) **CORNER TRIM PIECE**

(75) Inventors: **Christopher M. Taylor**, Hilliard, OH
(US); **Doug Williams**, Middleton, OH
(US)

(73) Assignee: **Tapco International Corporation**,
Wixom, MI (US)

(**) Term: **14 Years**

(21) Appl. No.: **29/284,162**

(22) Filed: **Aug. 31, 2007**

(51) **LOC (8) Cl.** **25-01**

(52) **U.S. Cl.** **D25/121**

(58) **Field of Classification Search** D25/136,
D25/121; 52/287.1, 100, 716.1, 272, 282.3,
52/282.1, 718.04, 716.8

See application file for complete search history.

(56) **References Cited**

U.S. PATENT DOCUMENTS

| | | | | |
|-----------|-----|---------|---------------|---------|
| 2,373,789 | A | 4/1945 | Smith | |
| 3,304,676 | A | 2/1967 | Sallie et al. | |
| 3,407,555 | A | 10/1968 | Pugh | |
| 3,525,188 | A | 8/1970 | Tobett | |
| 3,556,745 | A * | 1/1971 | Zaremski | 293/120 |
| 4,198,455 | A * | 4/1980 | Spiro et al. | 428/126 |
| 4,319,439 | A | 3/1982 | Gussow | |
| 4,827,683 | A | 5/1989 | Poole | |
| 5,090,174 | A | 2/1992 | Fragale | |
| 5,542,222 | A | 8/1996 | Wilson et al. | |
| 5,560,170 | A | 10/1996 | Ganser et al. | |

| | | | | |
|--------------|-----|---------|------------------|---------|
| 5,664,376 | A | 9/1997 | Wilson et al. | |
| D385,049 | S * | 10/1997 | Anderson | D25/136 |
| D405,544 | S * | 2/1999 | Magnusson et al. | D25/121 |
| D432,671 | S * | 10/2000 | Grosfillex | D25/119 |
| 6,311,442 | B1 | 11/2001 | Watanabe | |
| 6,341,458 | B1 | 1/2002 | Burt | |
| D457,658 | S * | 5/2002 | Harel | D25/121 |
| D457,972 | S * | 5/2002 | Harel | D25/121 |
| D472,333 | S | 3/2003 | Shaw | |
| 6,904,726 | B2 | 6/2005 | Heard et al. | |
| 2005/0102959 | A1 | 5/2005 | Hintze | |
| 2007/0151180 | A1 | 7/2007 | Pace et al. | |

* cited by examiner

Primary Examiner—Doris Clark

(74) *Attorney, Agent, or Firm*—Howard & Howard Attorneys,
P.C.

(57) **CLAIM**

We claim the ornamental design for a corner trim piece, as shown and described.

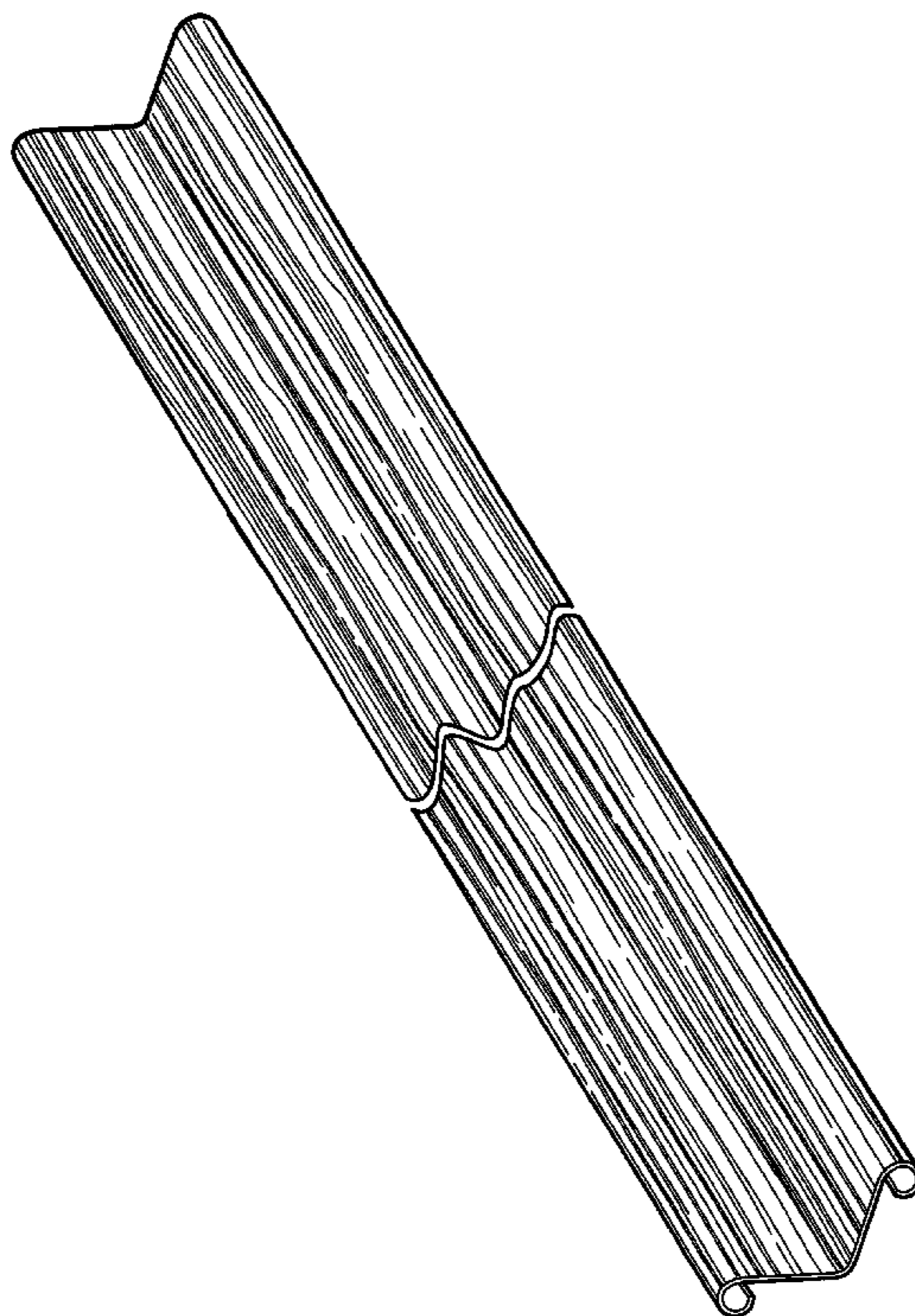
DESCRIPTION

FIG. 1 is a front perspective view of a corner trim piece; the exterior having the appearance of wood grain, and the corner trim piece is broken in the center to indicate indeterminate length.

FIG. 2 is a bottom view of the corner trim piece illustrating curled edges of the corner trim piece, the top view being a mirror-image thereof; and,

FIG. 3 is a rear perspective view of the corner trim piece.

1 Claim, 2 Drawing Sheets



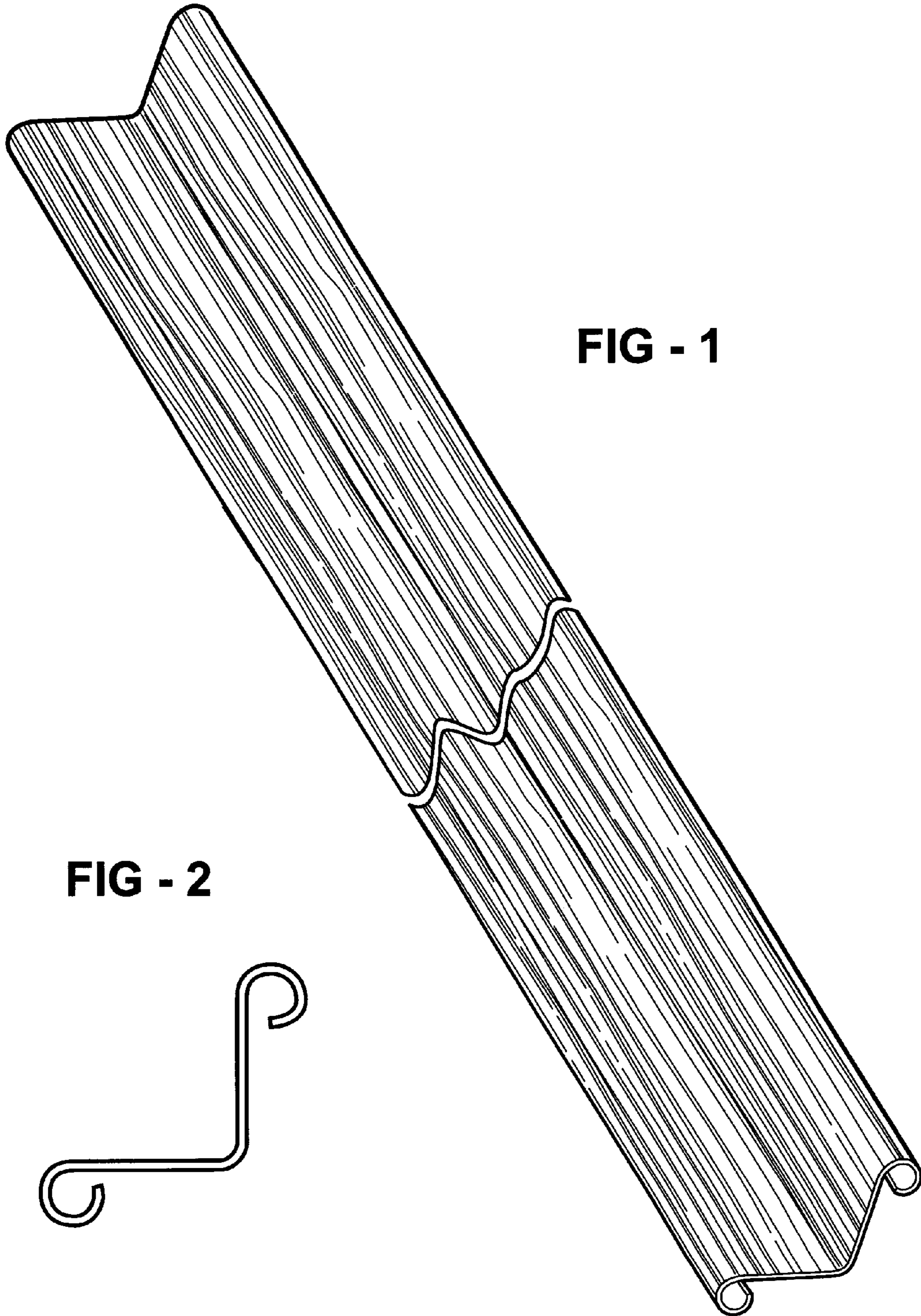


FIG - 1

FIG - 2

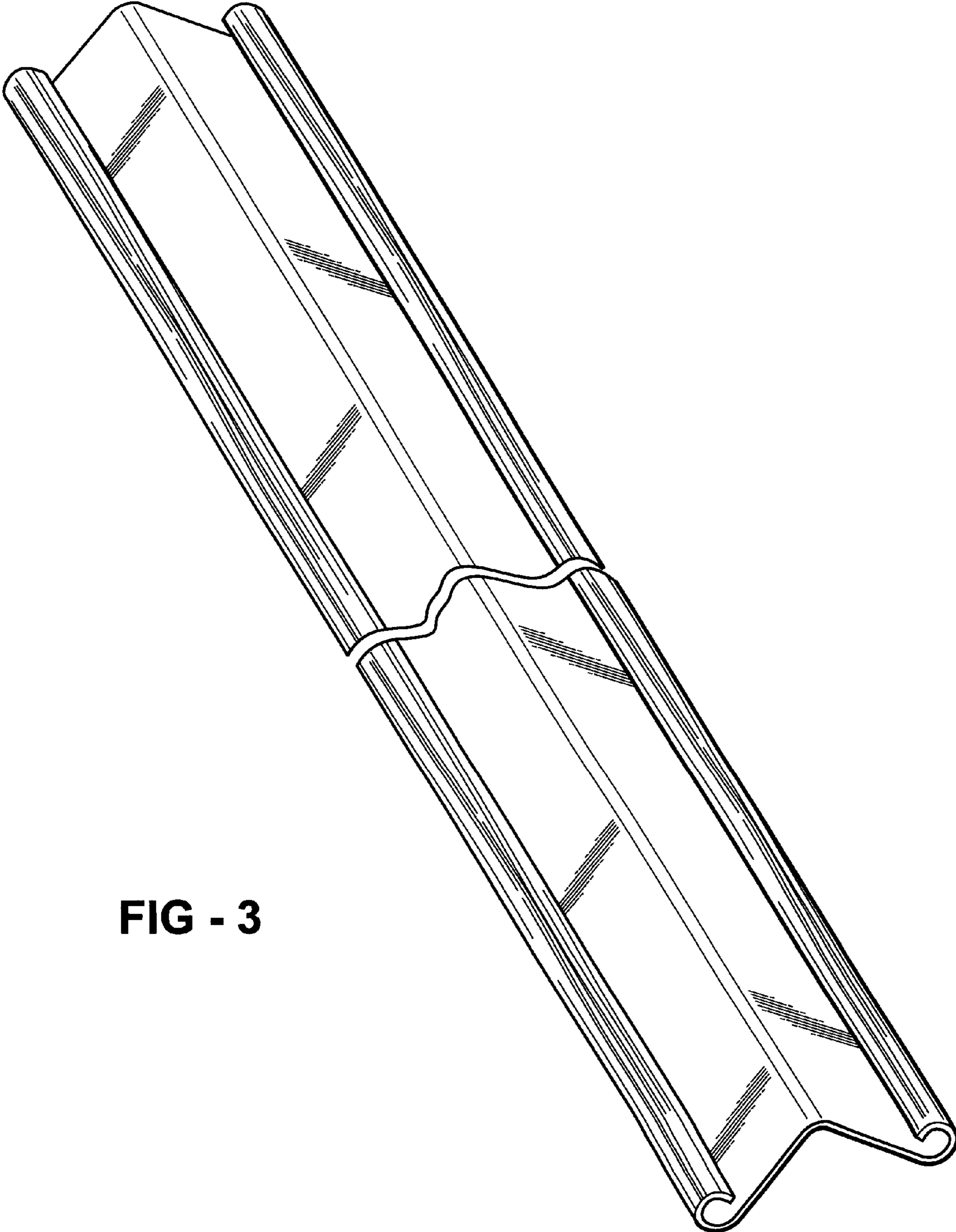


FIG - 3