



US00D574943S

(12) **United States Design Patent**
Deng

(10) **Patent No.:** **US D574,943 S**

(45) **Date of Patent:** **** Aug. 12, 2008**

(54) **EXHAUST SYSTEM PANEL UNIT**

Primary Examiner—Lisa Lichtenstein

(75) Inventor: **Chaohua Deng**, Zhongshan (CN)

(57) **CLAIM**

The ornamental design for an exhaust system panel unit, as shown and described.

(73) Assignee: **Hanway Technology Co., Ltd.**,
Guangdong (CN)

DESCRIPTION

(**) Term: **14 Years**

FIG. 1 illustrates a top plan view of the exhaust system panel unit of the present invention taken along lines 1—1 in FIG. 3;

FIG. 2 illustrates a right side view of the exhaust system panel unit of the present invention;

(21) Appl. No.: **29/274,789**

FIG. 3 illustrates a front view of the exhaust system panel unit of the present invention;

(22) Filed: **May 25, 2007**

FIG. 4 illustrates a bottom plan view of the exhaust system panel unit of the present invention;

FIG. 5 illustrates a left side view of the exhaust system panel unit of the present invention;

(51) **LOC (8) Cl.** **23-04**

(52) **U.S. Cl.** **D23/372**


(58) **Field of Classification Search** D23/372,
D23/371, 370, 355; D7/406; 126/299 D,
126/299 R

FIG. 6 illustrates a back view of the exhaust system panel unit of the present invention; and,

FIG. 7 illustrates a perspective view of the exhaust system panel unit of the present invention.

See application file for complete search history.

1 Claim, 5 Drawing Sheets






Fig. 1



Fig. 2




Fig. 3




Fig. 4



Fig. 5

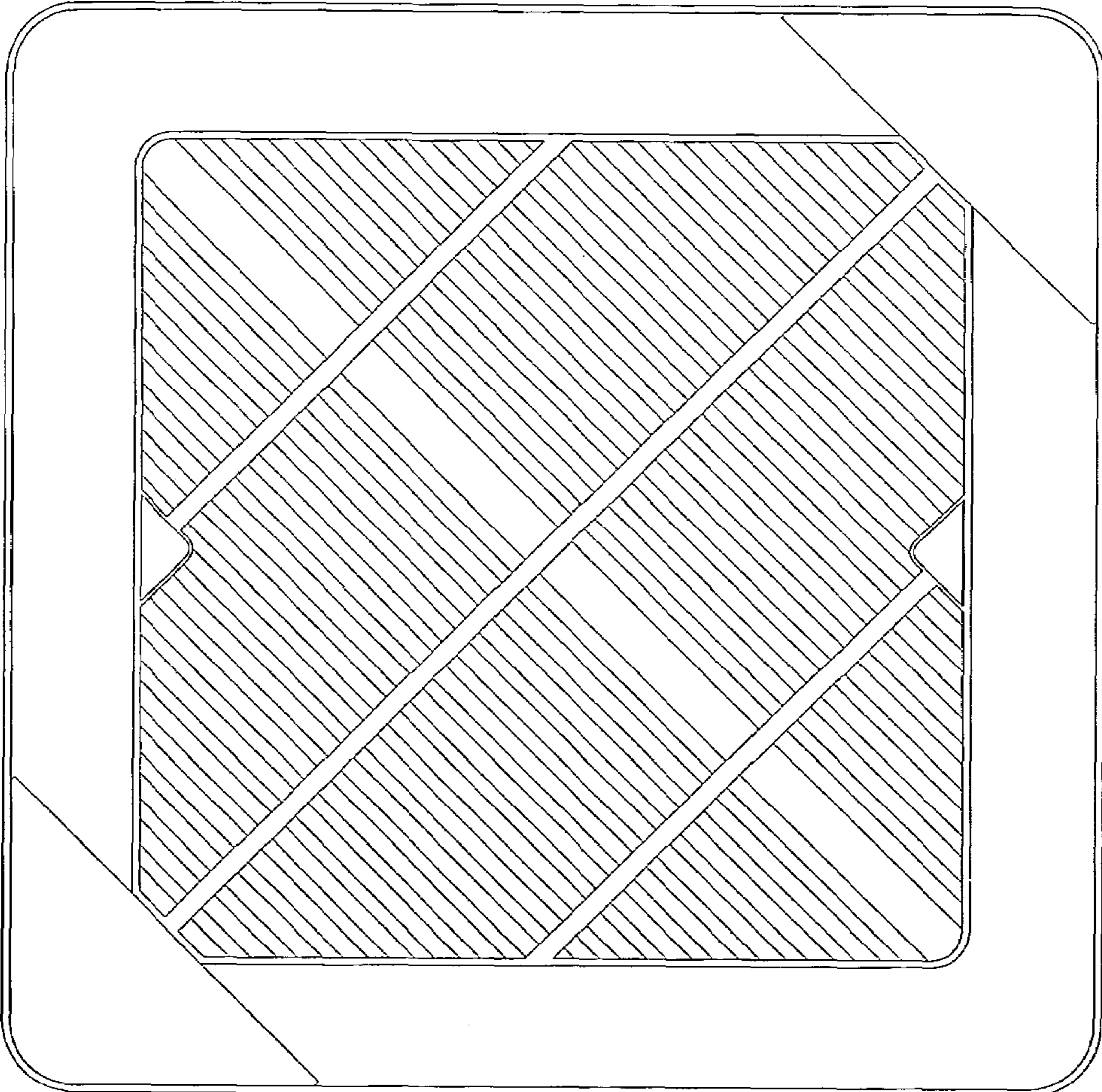


Fig. 6

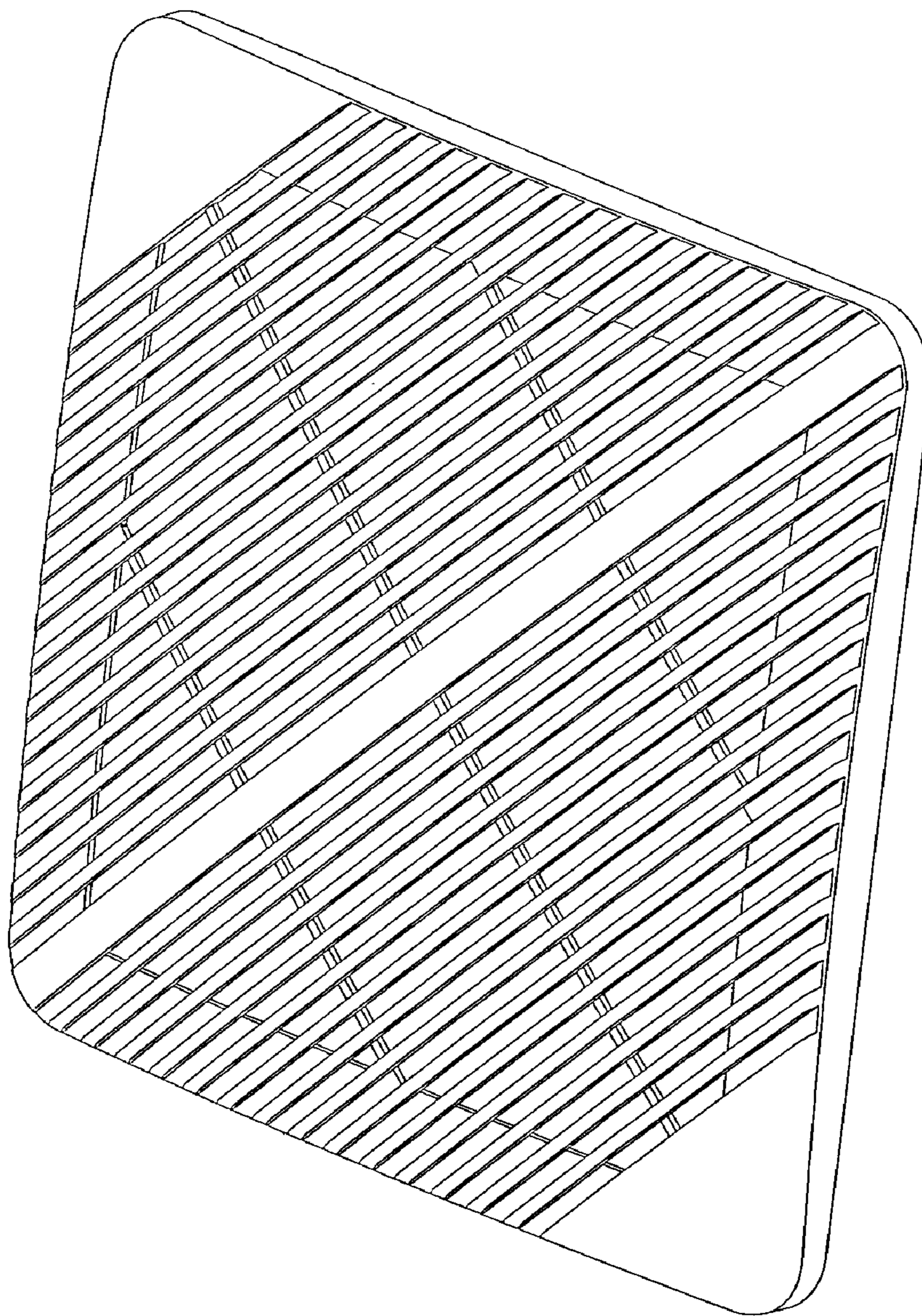


Fig. 7