



US00D574924S

(12) **United States Design Patent**
Horiuchi et al.

(10) **Patent No.:** **US D574,924 S**
(45) **Date of Patent:** **** Aug. 12, 2008**

(54) **WATER PURIFIER**
(75) Inventors: **Futomitsu Horiuchi**, Tokyo (JP); **Ken Gotou**, Tokyo (JP); **Tsuyoshi Doi**, Tokyo (JP); **Tetsuya Matono**, Tokyo (JP); **Hatsumi Takeda**, Toyohashi (JP)

JP D1249259 8/2005
JP 2006-028376 10/2006
JP D1282896 10/2006
JP D1283141 10/2006
JP 2007-078795 3/2007
TW 301531 3/1997
WO WO 02/051755 7/2002

(73) Assignee: **MRC Home Products Co., Ltd.**, Tokyo (JP)

* cited by examiner

(**) Term: **14 Years**

Primary Examiner—Robin V Webster

(21) Appl. No.: **29/279,521**

(74) *Attorney, Agent, or Firm*—Oblon, Spivak, McClelland, Maier & Neustadt, P.C.

(22) Filed: **May 2, 2007**

(57) **CLAIM**

(51) **LOC (8) Cl.** **23-01**

The ornamental design for a water purifier, as shown and described.

(52) **U.S. Cl.** **D23/209; D7/319**

DESCRIPTION

(58) **Field of Classification Search** D23/207, D23/209; 222/164-5; 210/282, 635; D9/316-319
See application file for complete search history.

FIG. 1 is a top and right, front perspective view of a water purifier, showing our design;

(56) **References Cited**

FIG. 2 is a top and left, rear perspective view thereof;

U.S. PATENT DOCUMENTS

FIG. 3 is a front elevational view thereof;

D386,041 S * 11/1997 Tanner et al. D7/319
D406,003 S 2/1999 Tanner et al.
6,935,523 B2 * 8/2005 Ahn 211/195
D520,597 S * 5/2006 Witte D23/209
D524,087 S * 7/2006 Ali D7/317
D546,113 S * 7/2007 Ruoff D7/319

FIG. 4 is a rear elevational view thereof;

FOREIGN PATENT DOCUMENTS

JP D1195629 1/2004
JP D1195630 1/2004
JP D1195631 1/2004
JP D1195632 1/2004
JP 2004-230334 8/2004

FIG. 5 is a right side elevational view thereof, with the left side elevational view being a mirror image of FIG. 5;

FIG. 6 is a top plan view thereof;

FIG. 7 is a bottom plan view thereof; and,

FIG. 8 is a top and right front perspective view of the water purifier of FIG. 1 with the lid shown in an open position.

The surface shading illustrated in the drawings is provided merely to highlight the contour of design, but is not intended to be illustrative of texture or gloss.

1 Claim, 6 Drawing Sheets



Fig.1



Fig. 2

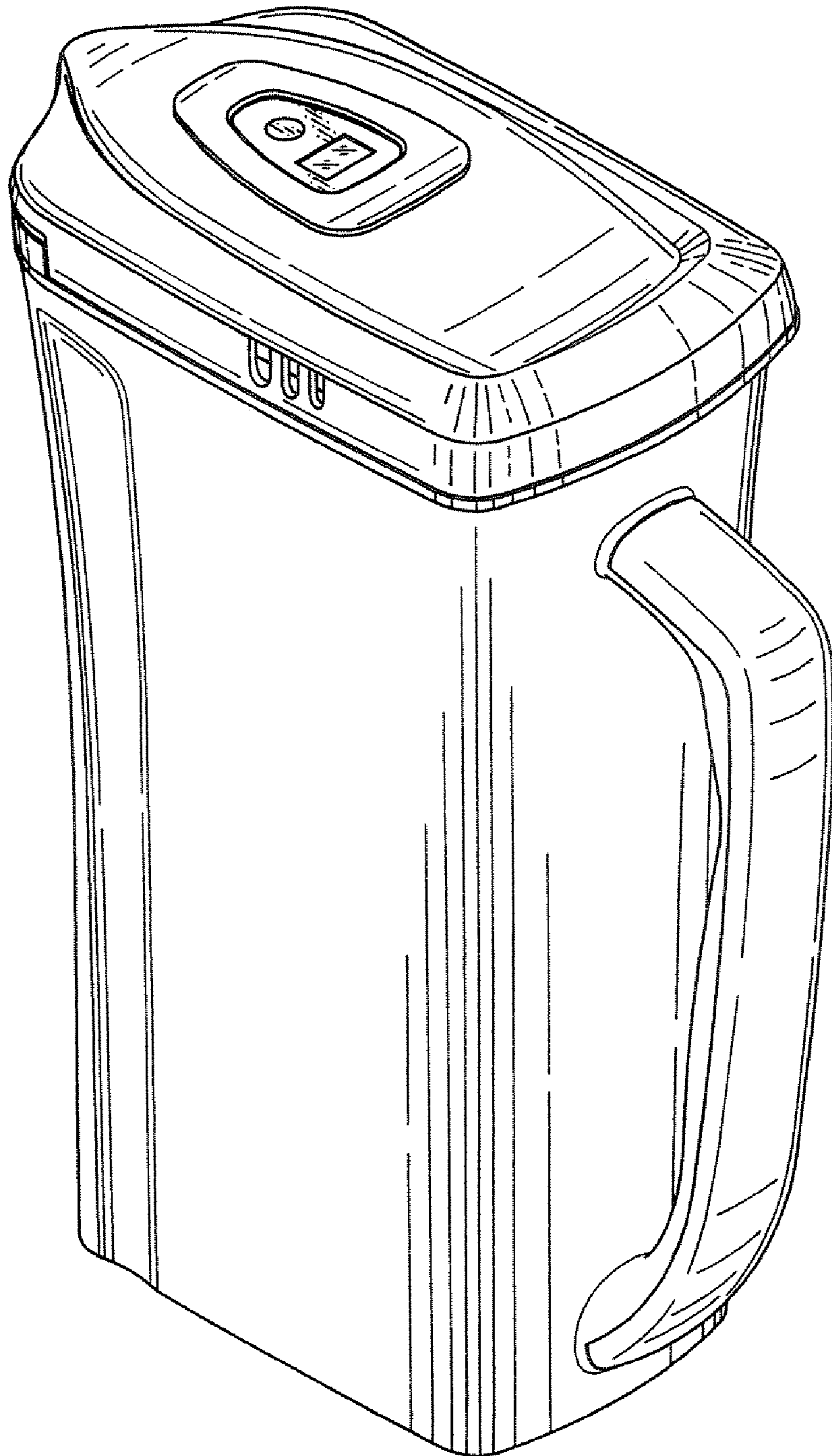


Fig.3

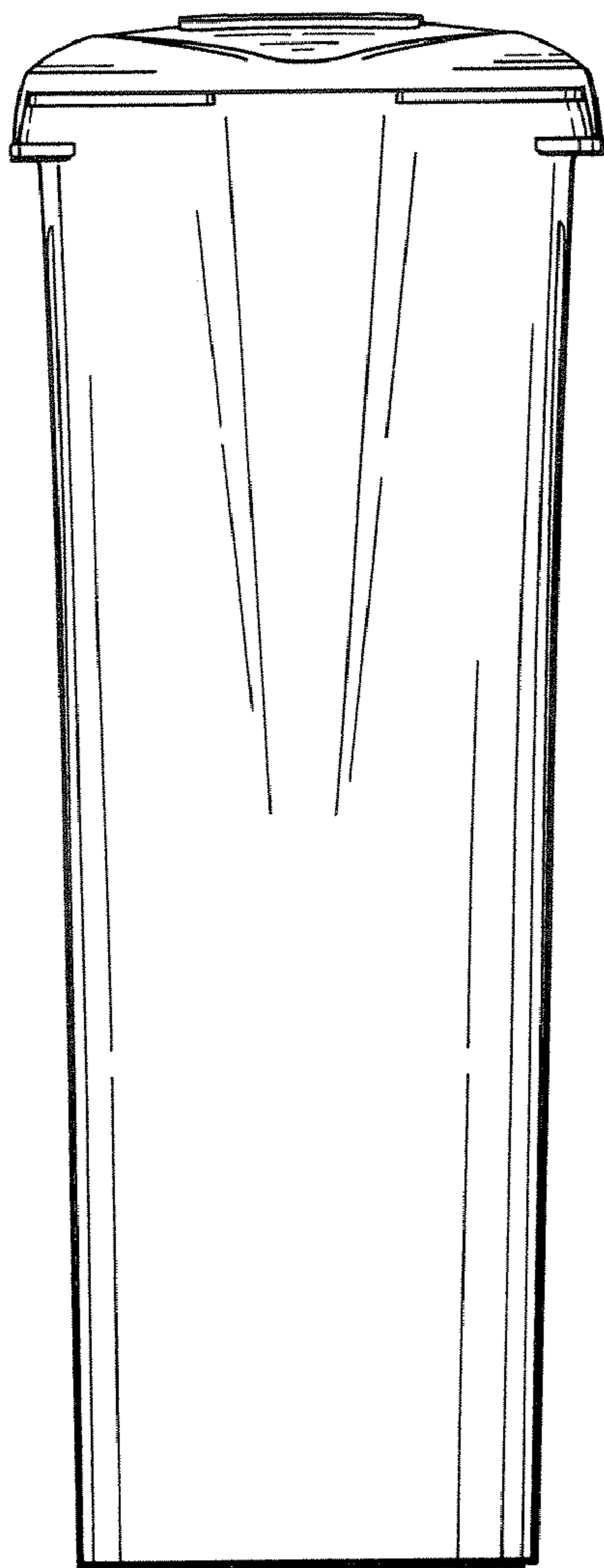


Fig.4

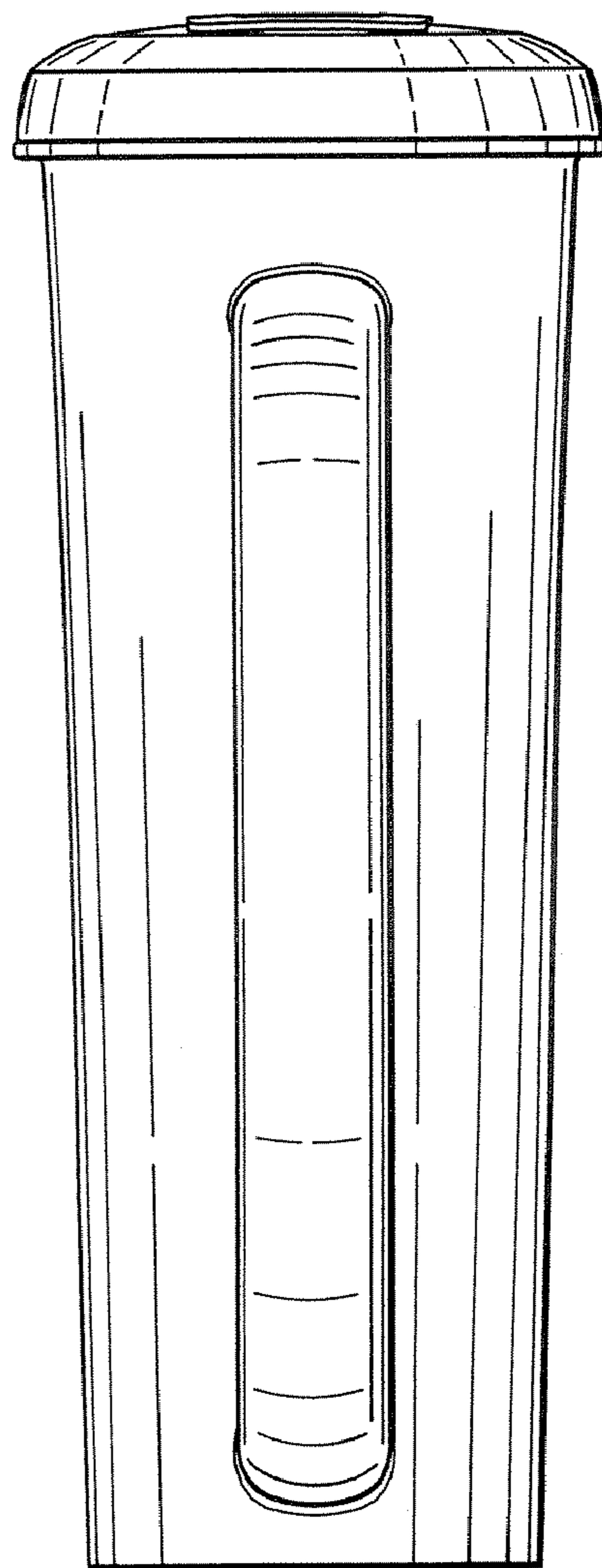


Fig. 5

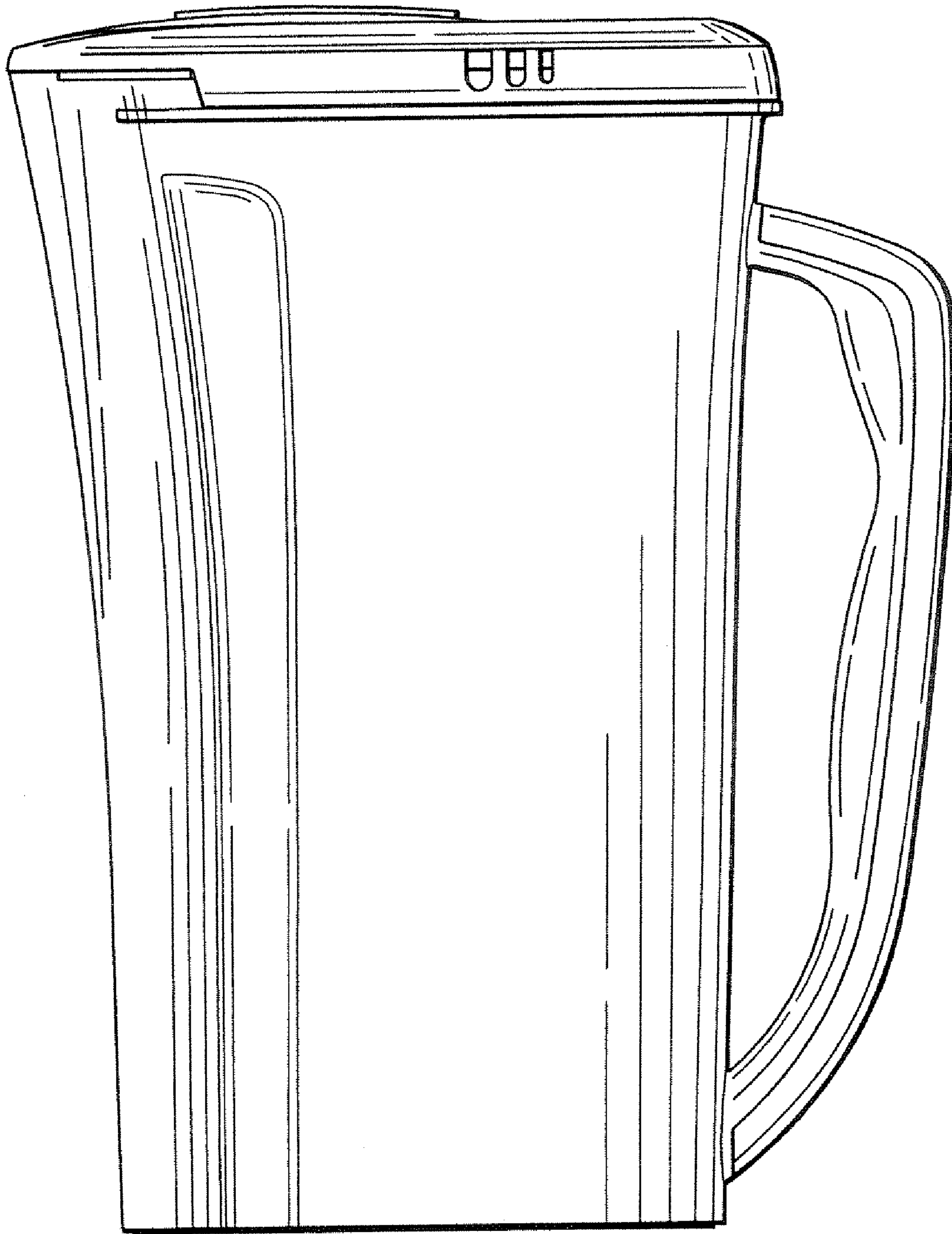


Fig.6

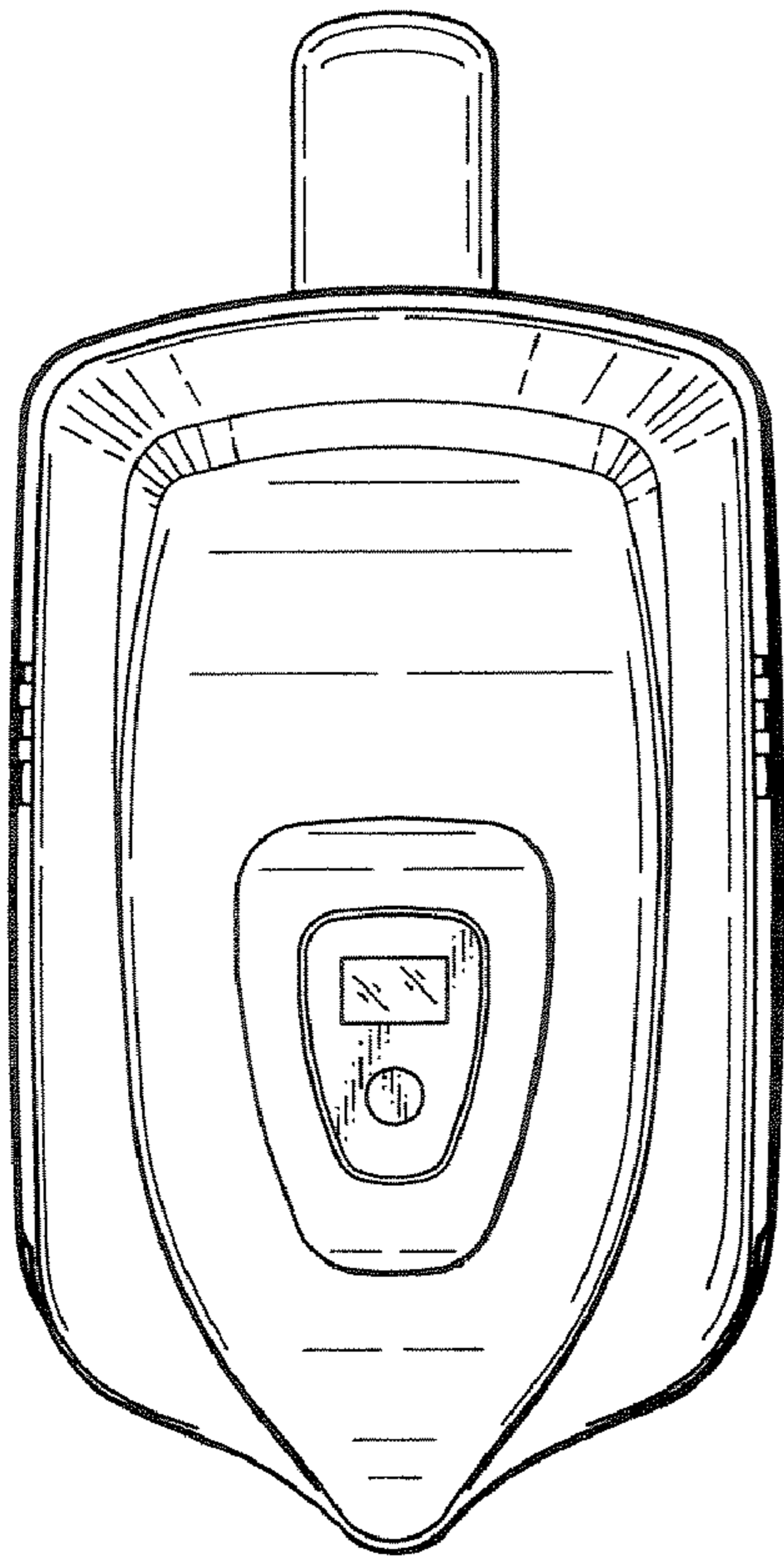


Fig.7

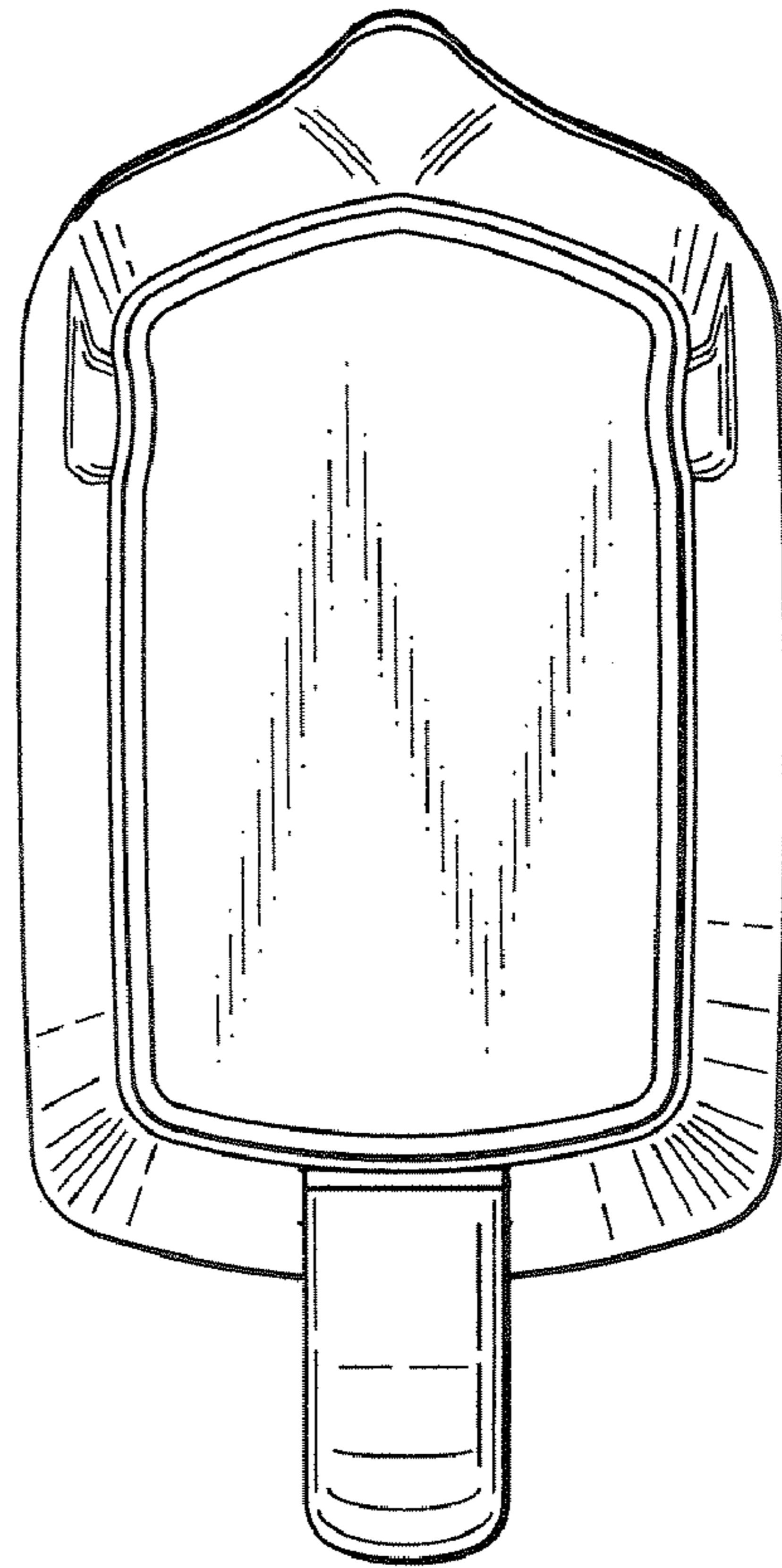


Fig. 8

