



US00D574903S

(12) **United States Design Patent**  
**Danta**

(10) **Patent No.:** **US D574,903 S**  
(45) **Date of Patent:** **\*\* Aug. 12, 2008**

(54) **PAINTBALL**

(75) Inventor: **Jeffrey Martin Danta**, Pointe-Claire (CA)

(73) Assignee: **Procaps L.P.**, St. Laurent (CA)

(\*\*) Term: **14 Years**

(21) Appl. No.: **29/266,461**

(22) Filed: **Sep. 21, 2006**

**Related U.S. Application Data**

(62) Division of application No. 29/243,510, filed on Nov. 28, 2005.

(51) **LOC (8) Cl.** ..... **21-02**

(52) **U.S. Cl.** ..... **D21/713**

(58) **Field of Classification Search** ..... D21/707-714;  
473/569-614; 446/4, 267, 220-226; 428/11;  
40/327

See application file for complete search history.

(56) **References Cited**

**U.S. PATENT DOCUMENTS**

1,214,863	A *	2/1917	Woeste	.....	359/851
1,641,144	A *	9/1927	Adams	.....	473/613
3,771,789	A *	11/1973	Kammerl	.....	273/108.57
D306,470	S *	3/1990	Norman et al.	.....	D21/713
6,546,874	B2 *	4/2003	Vasel et al.	.....	102/444
D501,901	S *	2/2005	Yu	.....	D21/713
6,916,263	B1 *	7/2005	Pacheco	.....	473/607
2003/0020236	A1 *	1/2003	Tuveson et al.	.....	273/261

**FOREIGN PATENT DOCUMENTS**

JP 05329270 A \* 12/1993

JP 10127938 A \* 5/1998

**OTHER PUBLICATIONS**

Horas de diversion con balones—Hours of fun with play-balls by KICO, undate brochure: item No. Ref. 2226.\*

Ball shown on webpage: <http://web.archive.org/web/19981201043940/http://www.cswnet.com/~ozarksof/ani/cchkball.gif>.\*

Ball shown on webpage: <http://web.archive.org/web/20020702151803/http://datom.e.kth.se/wm-icons/gif/48x48/CheckerBall.gif>.\*

\* cited by examiner

*Primary Examiner*—Catherine Tuttle

(74) *Attorney, Agent, or Firm*—Mila Shvartsman

(57) **CLAIM**

The ornamental design for a paintball, as shown and described.

**DESCRIPTION**

The file of this patent contains at least one drawing/photograph executed in color. Copies of this patent with color drawing(s)/photograph(s) will be provided by the Office upon request and payment of the necessary fee.

FIG. 1 is a back view of a paintball showing my new design;

FIG. 2 is a bottom view thereof;

FIG. 3 is a front view thereof;


FIG. 4 is a left view thereof.

FIG. 5 is a right view thereof; and,

FIG. 6 is a top view thereof.

FIG. 7 is a perspective view showing a second embodiment of the design, wherein the modification resides in the colors shown.

**1 Claim, 4 Drawing Sheets**  
**(1 of 4 Drawing Sheet(s) Filed in Color)**






Figure 1




Figure 2




Figure 3




Figure 4




Figure 5




Figure 6




FIGURE 7