



US00D574891S

(12) **United States Design Patent**
Steele et al.

(10) **Patent No.:** **US D574,891 S**

(45) **Date of Patent:** **** Aug. 12, 2008**

(54) **TAPE DISPENSER**

(76) Inventors: **Richard W. Steele**, 164 Carpenter Hill Rd., Traverse City, MI (US) 49686;
Wendy H. Steele, 164 Carpenter Hill Rd., Traverse City, MI (US) 49686

(**) Term: **14 Years**

(21) Appl. No.: **29/283,429**

(22) Filed: **Aug. 14, 2007**

(51) **LOC (8) Cl.** **08-02**

(52) **U.S. Cl.** **D19/69**

(58) **Field of Classification Search** D19/36,
D19/70, 69, 68; D13/133, 146; 242/588.6,
242/588.3, 588.2; 225/77, 6, 56, 39, 26,
225/25, 19, 11; 206/411; 156/577, 527,
156/523

See application file for complete search history.

(56) **References Cited**

U.S. PATENT DOCUMENTS

2,262,260	A	11/1941	Smith	
2,472,761	A	6/1949	Reed	
2,677,425	A	5/1954	Broyles	
2,734,575	A	2/1956	Gilbreth et al.	
3,134,526	A	5/1964	Schleicher	
3,762,261	A	10/1973	Ekenberg	
3,970,230	A	7/1976	Horn	
4,130,229	A	12/1978	Pagnini	
4,222,509	A *	9/1980	Smith	225/77
4,961,525	A *	10/1990	Corbo et al.	225/65
D315,576	S *	3/1991	En	D19/69
5,071,051	A	12/1991	Corbo et al.	
D337,612	S *	7/1993	Carella	D19/69
D361,089	S *	8/1995	Teng	D19/69
5,468,332	A	11/1995	Dretzka et al.	
5,538,170	A	7/1996	Van Luit	
D390,874	S *	2/1998	Mandar	D19/69
D407,750	S *	4/1999	Watters	D19/69
5,921,450	A	7/1999	Robinson	
D448,413	S *	9/2001	Carlson et al.	D19/69

6,478,068	B1 *	11/2002	Brown	156/577
6,669,070	B2	12/2003	Huang	
6,695,190	B1	2/2004	Gunter, Jr. et al.	
6,719,180	B2	4/2004	Shah	
D504,155	S *	4/2005	Crawford et al.	D19/69
D506,224	S *	6/2005	Farce	D19/69
6,923,358	B2	8/2005	Chandaria	
D517,606	S *	3/2006	Daffertshofer et al.	D19/69
D529,553	S *	10/2006	Crawford et al.	D19/69
D539,352	S *	3/2007	Farce et al.	D19/69
2003/0116598	A1 *	6/2003	Huang	225/56
2004/0060955	A1	4/2004	Cheng et al.	
2006/0139908	A1 *	6/2006	Shen	362/98

OTHER PUBLICATIONS

Ikon Office Solutions, Packaging Tapes webpage, 2005, 2 pages, www.ikonsupplies.com, U.S.

Anchor Mini-Storage, Tape and Tie Down Products webpage, 2003, www.anchorministorage.com, U.S.

* cited by examiner

Primary Examiner—Cathron C. Brooks

Assistant Examiner—Austin Murphy

(74) *Attorney, Agent, or Firm*—McGarry Bair PC

(57) **CLAIM**

The ornamental design for a tape dispenser, as shown and described.

DESCRIPTION

FIG. 1 is a front perspective view of a tape dispenser which embodies our design;

FIG. 2 is a front view thereof;

FIG. 3 is a rear view thereof;

FIG. 4 is a left side view thereof;

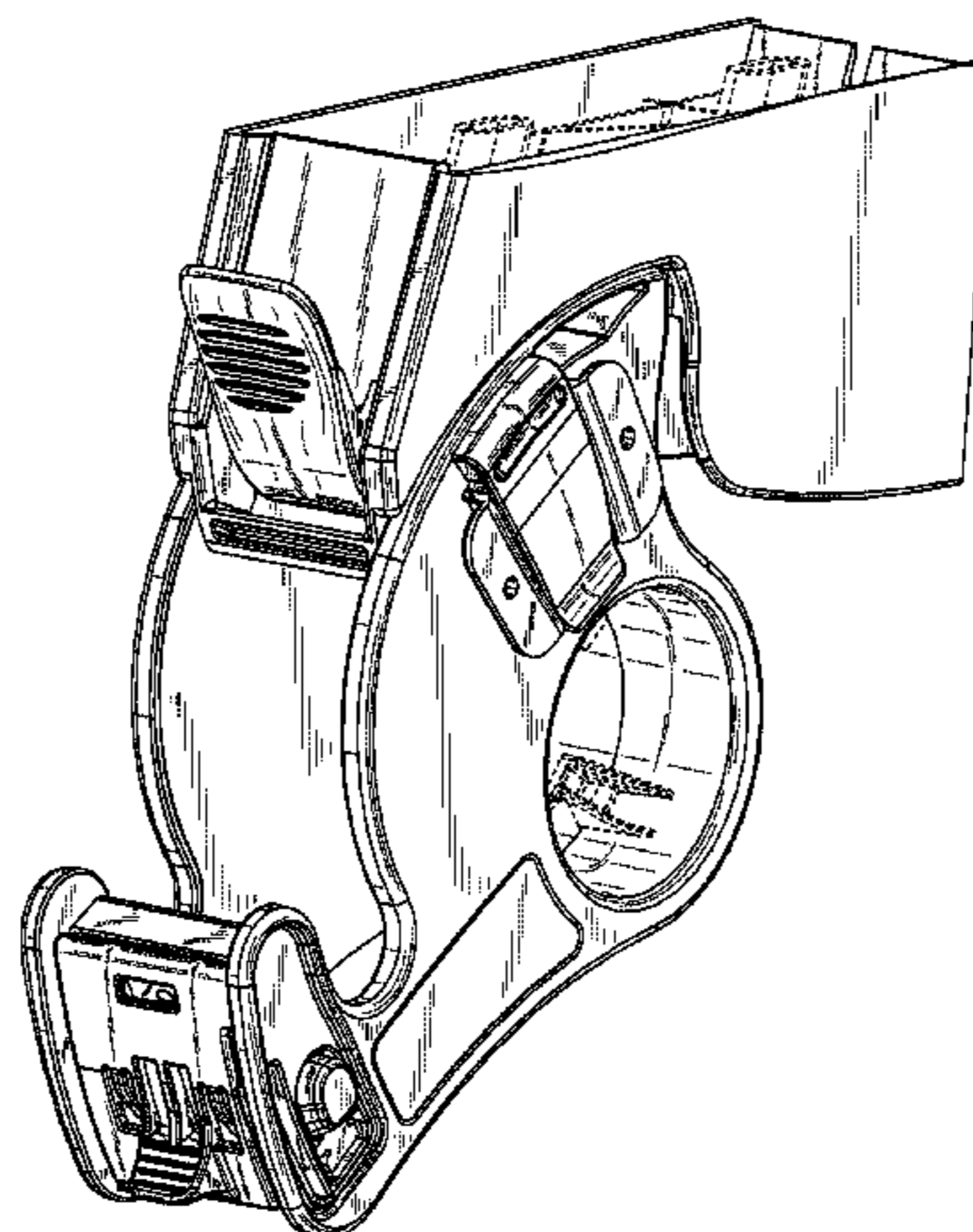
FIG. 5 is a right side view thereof;

FIG. 6 is a top view thereof; and,

FIG. 7 is a bottom view thereof.

The material in dotted lines forms no part of our design.

1 Claim, 5 Drawing Sheets



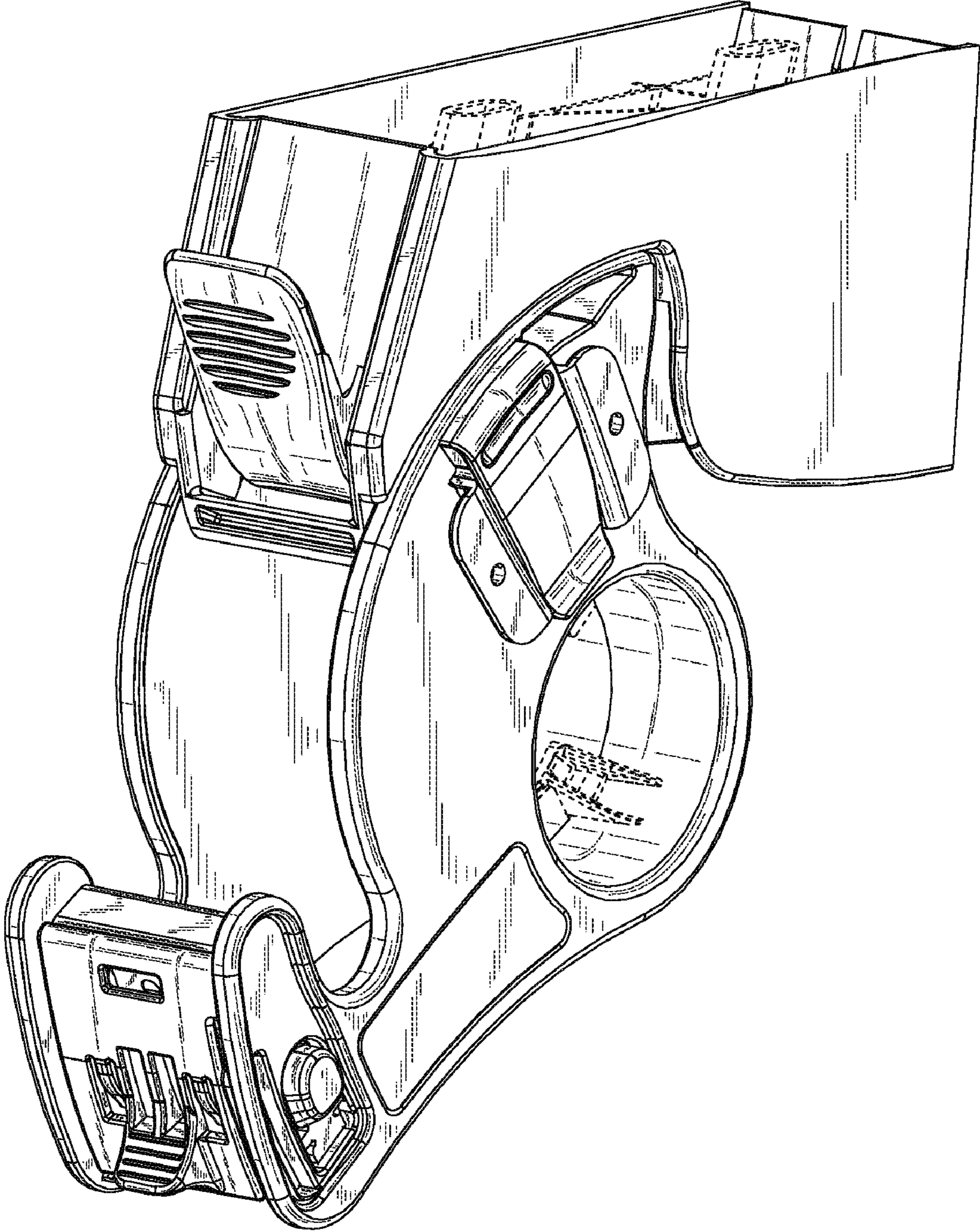


Fig. 1




Fig. 2

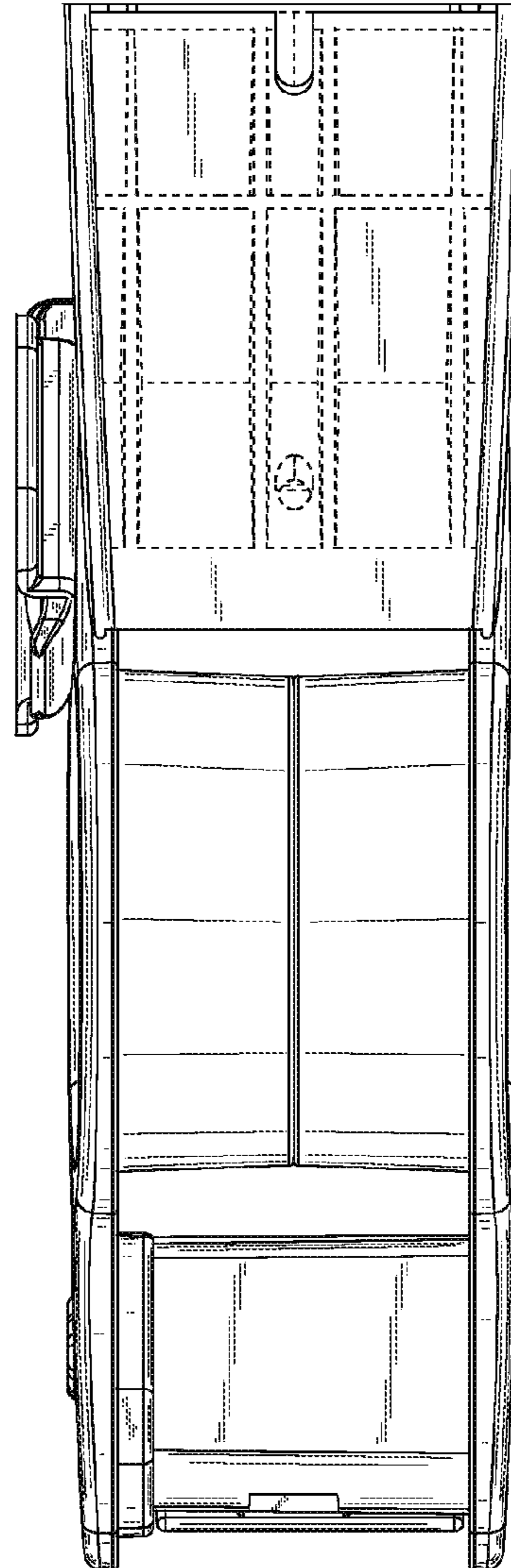


Fig. 3

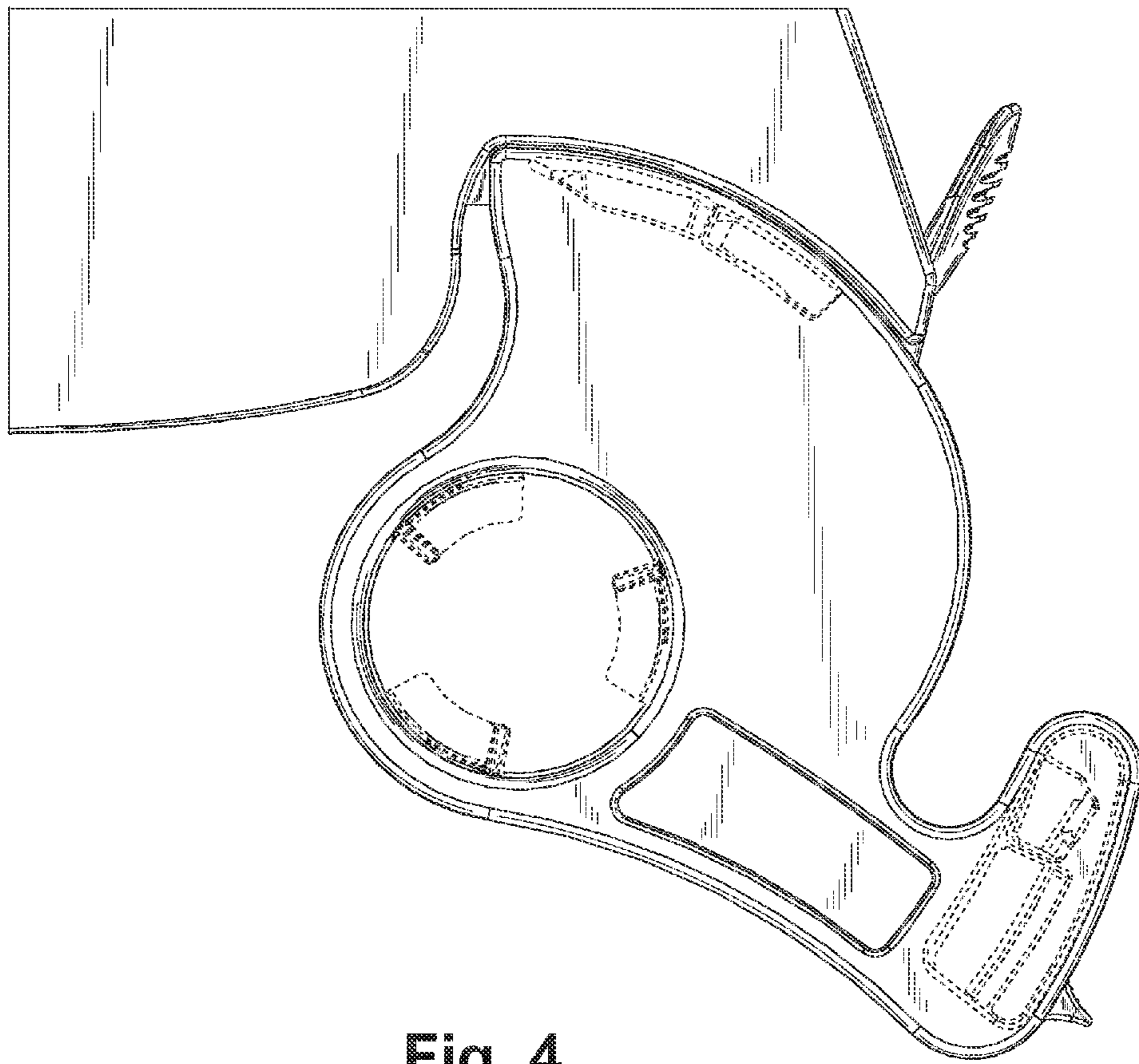


Fig. 4

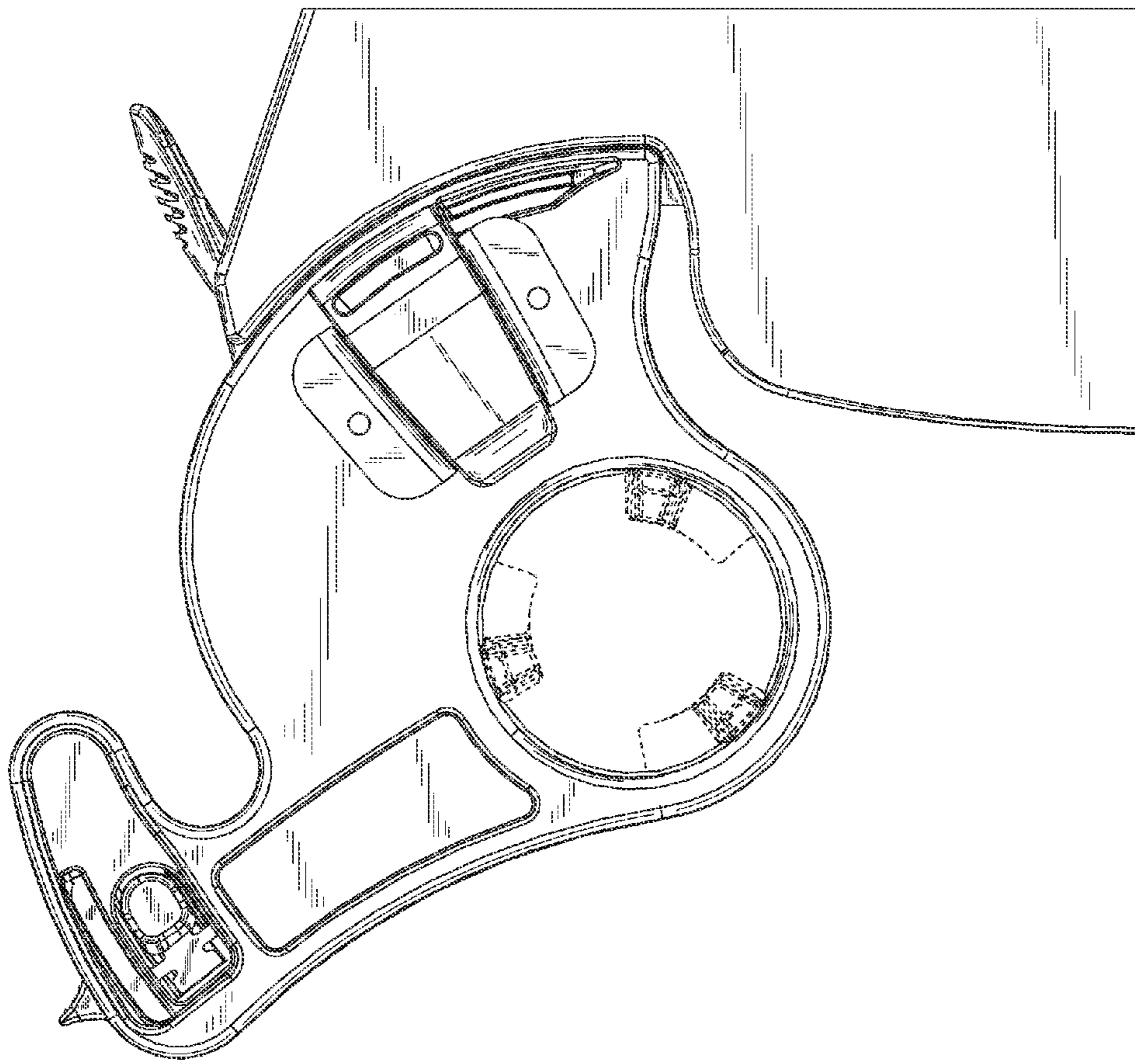


Fig. 5

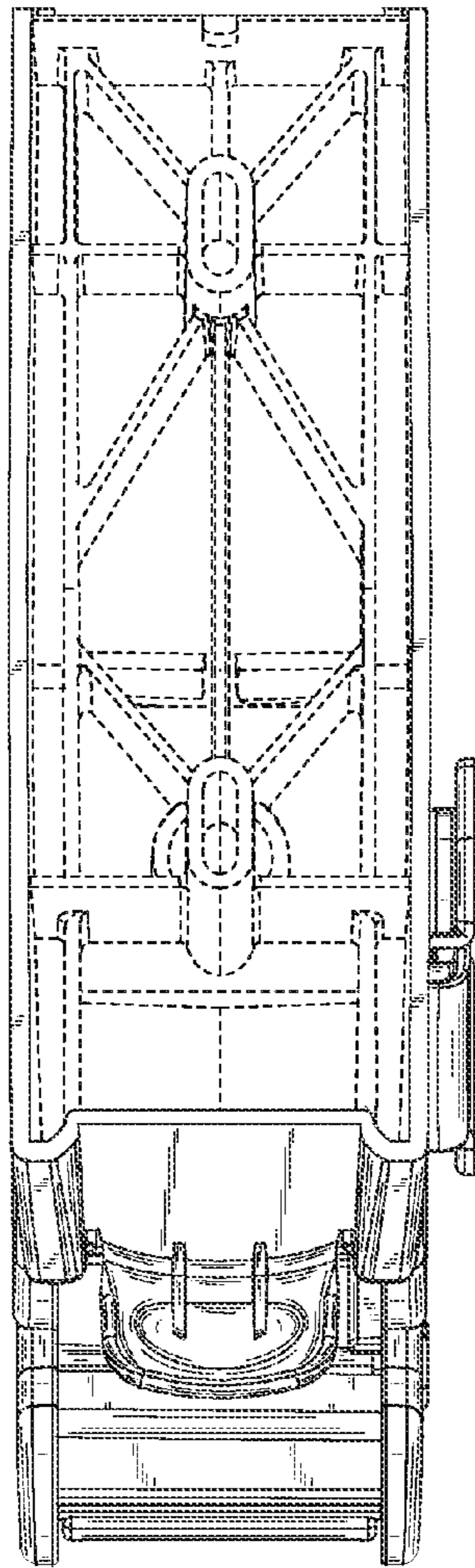


Fig. 6

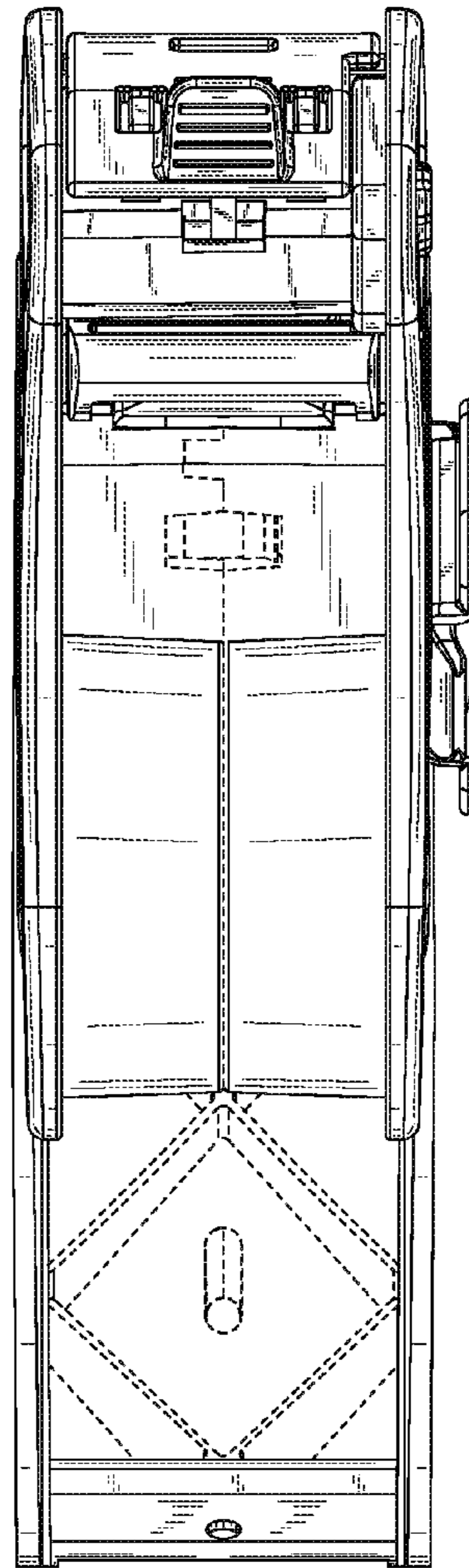


Fig. 7