



US00D574890S

(12) **United States Design Patent**  
**Avenatti**

(10) **Patent No.:** **US D574,890 S**

(45) **Date of Patent:** **\*\* Aug. 12, 2008**

(54) **WRITING INSTRUMENT**

(75) Inventor: **Fulvio Avenatti**, Settimo Torinese (IT)

(73) Assignee: **Stilolinea S.r.l.**, Turin (IT)

(\*\*) Term: **14 Years**

(21) Appl. No.: **29/278,875**

(22) Filed: **Apr. 12, 2007**

(30) **Foreign Application Priority Data**

Oct. 13, 2006 (EM) ..... 000605241

(51) **LOC (8) Cl.** ..... **19-06**

(52) **U.S. Cl.** ..... **D19/51**

(58) **Field of Classification Search** ..... D19/35,  
D19/36, 41-51, 53-57; 24/11 R, 11 F, 11 P;  
401/52, 99, 100, 104-109, 192, 195, 196  
See application file for complete search history.

(56) **References Cited**

**U.S. PATENT DOCUMENTS**

D83,671 S \* 3/1931 Esterow ..... D19/56  
D395,448 S \* 6/1998 Chevalier ..... D19/51  
D437,352 S \* 2/2001 Matsuzaki et al. .... D19/51  
D464,083 S \* 10/2002 Yoon ..... D19/51

D498,494 S \* 11/2004 Conklin et al. .... D19/51  
D508,950 S \* 8/2005 Kiple et al. .... D19/50  
D550,282 S \* 9/2007 Neuenschwander et al. .. D19/51  
D562,891 S \* 2/2008 Qiu et al. .... D19/47  
2006/0062628 A1 \* 3/2006 Kostecki et al. .... 401/6

\* cited by examiner

*Primary Examiner*—Elizabeth A Albert  
(74) *Attorney, Agent, or Firm*—Sughrue Mion, PLLC

(57) **CLAIM**

The ornamental design for a writing instrument, as shown and described.

**DESCRIPTION**

FIG. 1 is a right side elevational view of a writing instrument showing my new design;  
FIG. 2 is a front elevational view thereof;  
FIG. 3 is a left side elevational view thereof;  
FIG. 4 is a rear elevational view thereof;  
FIG. 5 is a top plan view thereof;  
FIG. 6 is a bottom plan view thereof; and,  
FIG. 7 is a front, right and top perspective view thereof.

**1 Claim, 2 Drawing Sheets**





FIG. 1




FIG. 2



FIG. 3




FIG. 4

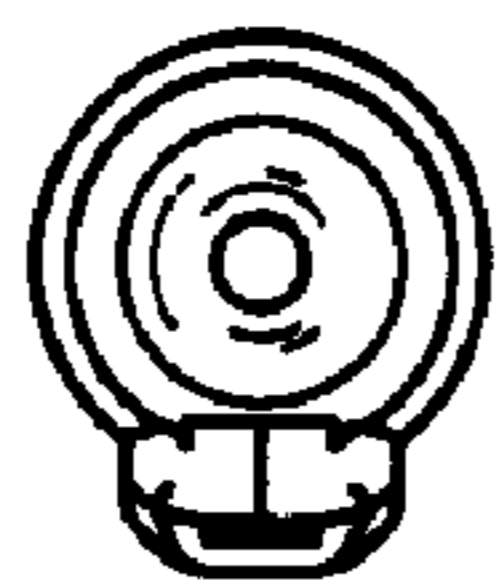


FIG. 5




FIG. 6

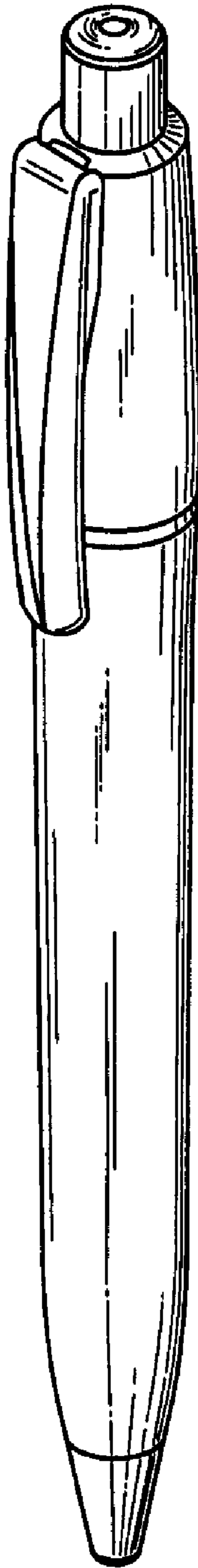


FIG. 7