

US00D574888S

(12) **United States Design Patent**  
**Bizzell**

(10) **Patent No.:** **US D574,888 S**

(45) **Date of Patent:** **\*\* Aug. 12, 2008**

(54) **PORTFOLIO**

(75) Inventor: **Daniel Lee Bizzell**, Davidson, NC (US)

(73) Assignee: **Arccivo, LLC**, Charlotte, NC (US)

(\*\*) Term: **14 Years**

(21) Appl. No.: **29/295,749**

(22) Filed: **Oct. 5, 2007**

D506,609	S	*	6/2005	Hillman	.....	D3/289
D532,825	S	*	11/2006	Bhavnani	.....	D19/88
D536,736	S	*	2/2007	Pascale et al.	.....	D19/88
2005/0205444	A1	*	9/2005	Harlocker	.....	206/320
2006/0060485	A1	*	3/2006	Picot et al.	.....	206/320
2006/0219508	A1	*	10/2006	Hollingsworth	.....	190/117
2006/0228052	A1	*	10/2006	Hess	.....	383/10
2007/0049477	A1	*	3/2007	Hester et al.	.....	493/374
2007/0182153	A1	*	8/2007	Hester et al.	.....	281/22
2007/0256946	A1	*	11/2007	Godshaw et al.	.....	206/320
2008/0001391	A1	*	1/2008	Kovacevich	.....	281/22

\* cited by examiner

**Related U.S. Application Data**

(63) Continuation of application No. 11/425,139, filed on Jun. 19, 2006.

(51) **LOC (8) Cl.** ..... **19-04**

(52) **U.S. Cl.** ..... **D19/26**

(58) **Field of Classification Search** ..... D3/301,  
D3/289, 287, 285, 284, 276, 267, 206, 268;  
D9/417, 423, 424, 430; D19/86, 88, 26,  
D19/27; D6/631, 632, 633; 383/4, 10; 224/651,  
224/652; 206/320; 190/111, 117, 114, 115  
See application file for complete search history.

(56) **References Cited**

**U.S. PATENT DOCUMENTS**

D260,456	S	*	9/1981	Davies et al.	.....	D6/633
D288,033	S	*	2/1987	Lodico et al.	.....	D3/289
D296,155	S	*	6/1988	Kaczmarek	.....	D3/283
D316,482	S	*	4/1991	Boitani	.....	D3/284
D336,719	S	*	6/1993	Newby, Sr.	.....	D3/268
D360,977	S	*	8/1995	Katz	.....	D3/276
D434,901	S	*	12/2000	Eskandry	.....	D3/284
D487,188	S	*	3/2004	Fonfeder	.....	D3/206
D495,369	S	*	8/2004	Holland	.....	D19/88

*Primary Examiner*—Cathron Brooks

*Assistant Examiner*—Austin Murphy

(74) *Attorney, Agent, or Firm*—Tillman Wright, PLLC; Chad D. Tillman; James D. Wright

(57) **CLAIM**

The ornamental design for a portfolio, as shown and described.

**DESCRIPTION**

FIG. 1 is a perspective view of the design for a portfolio

FIG. 2 is a front elevational view thereof;

FIG. 3 is a back elevational view thereof;

FIG. 4 is a left elevational view thereof;

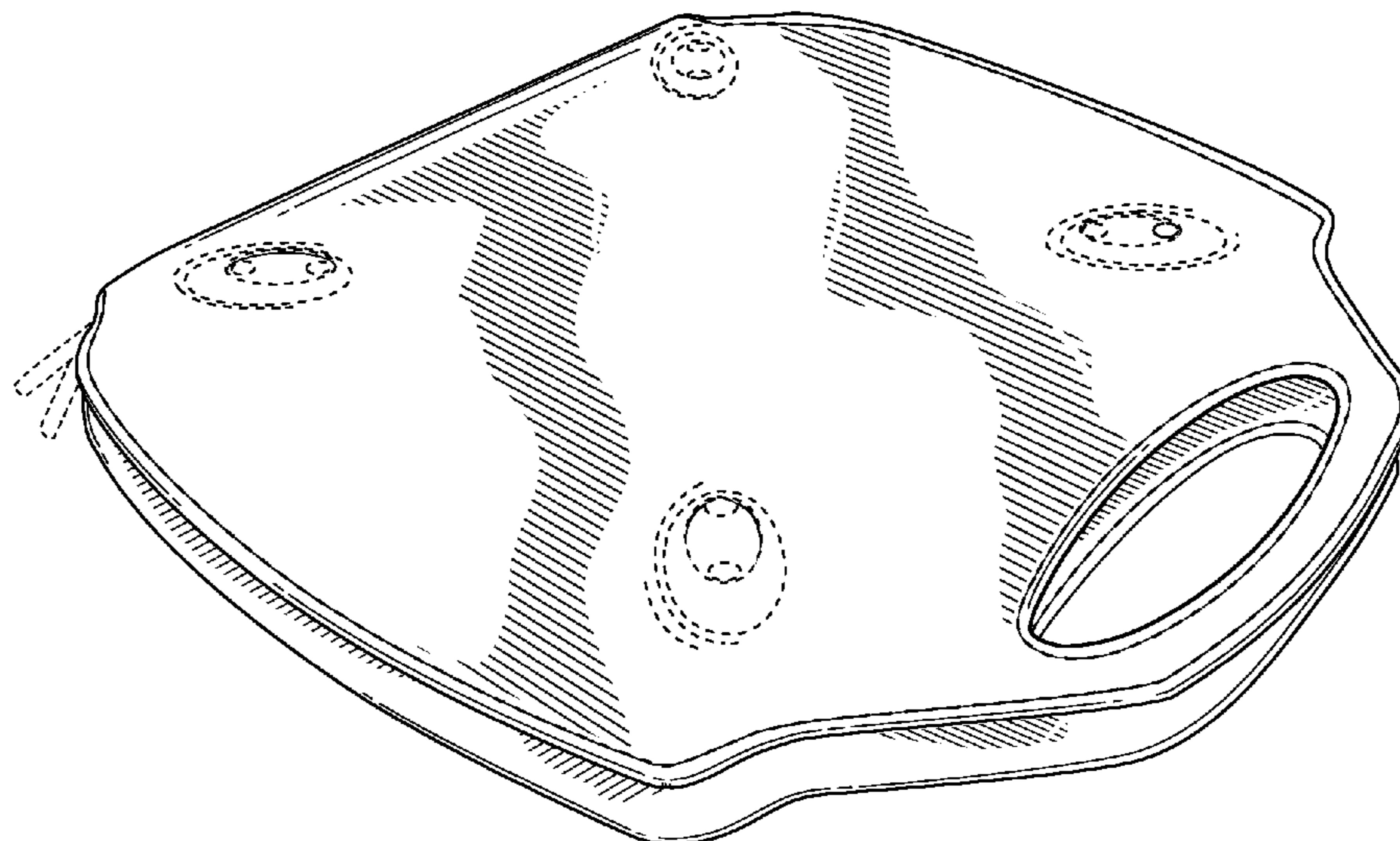
FIG. 5 is a right elevational view thereof;

FIG. 6 is a top plan view thereof; and,

FIG. 7 is a bottom plan view thereof.

The broken lines illustrated in the drawings form no part of the design.

**1 Claim, 5 Drawing Sheets**



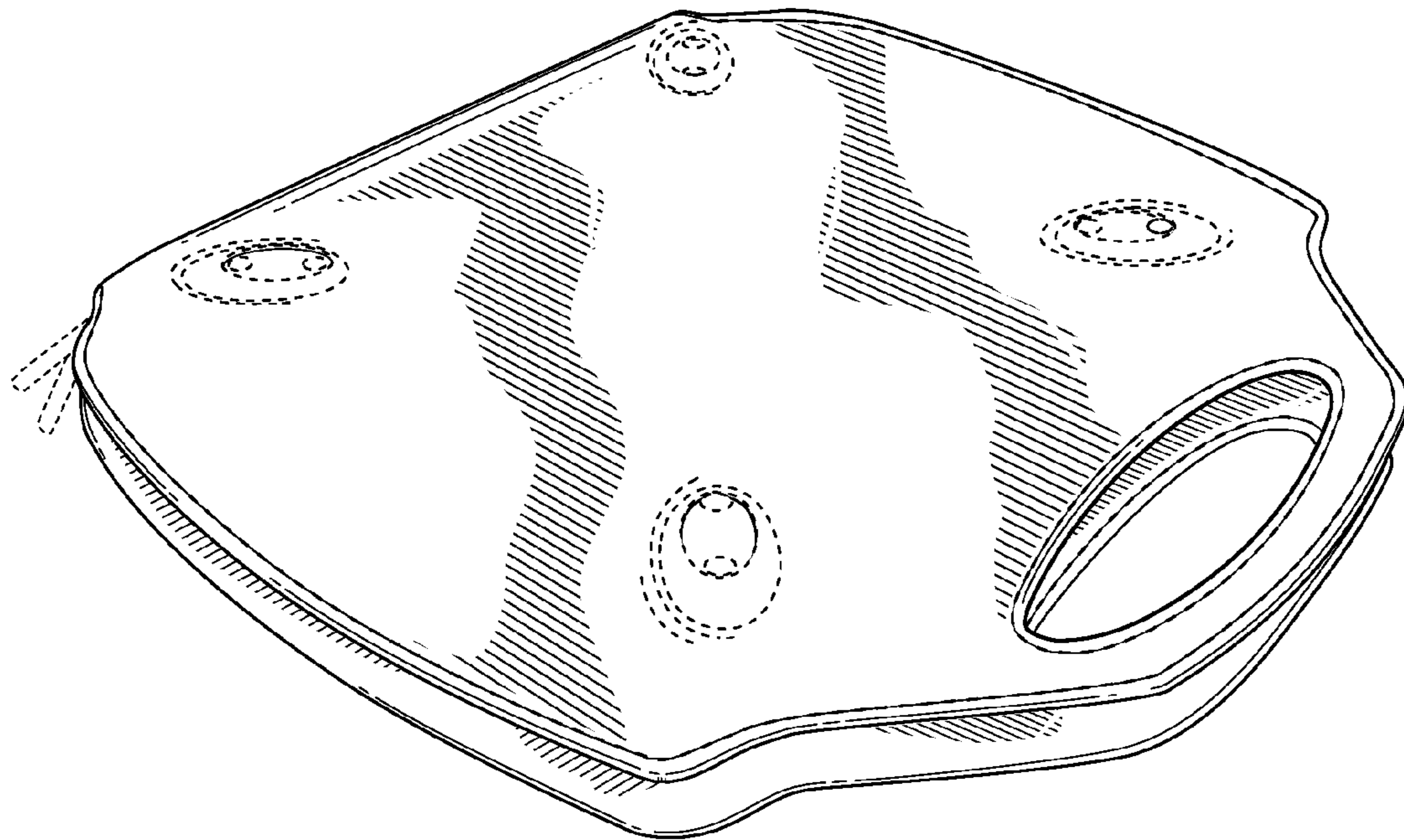


FIG. 1

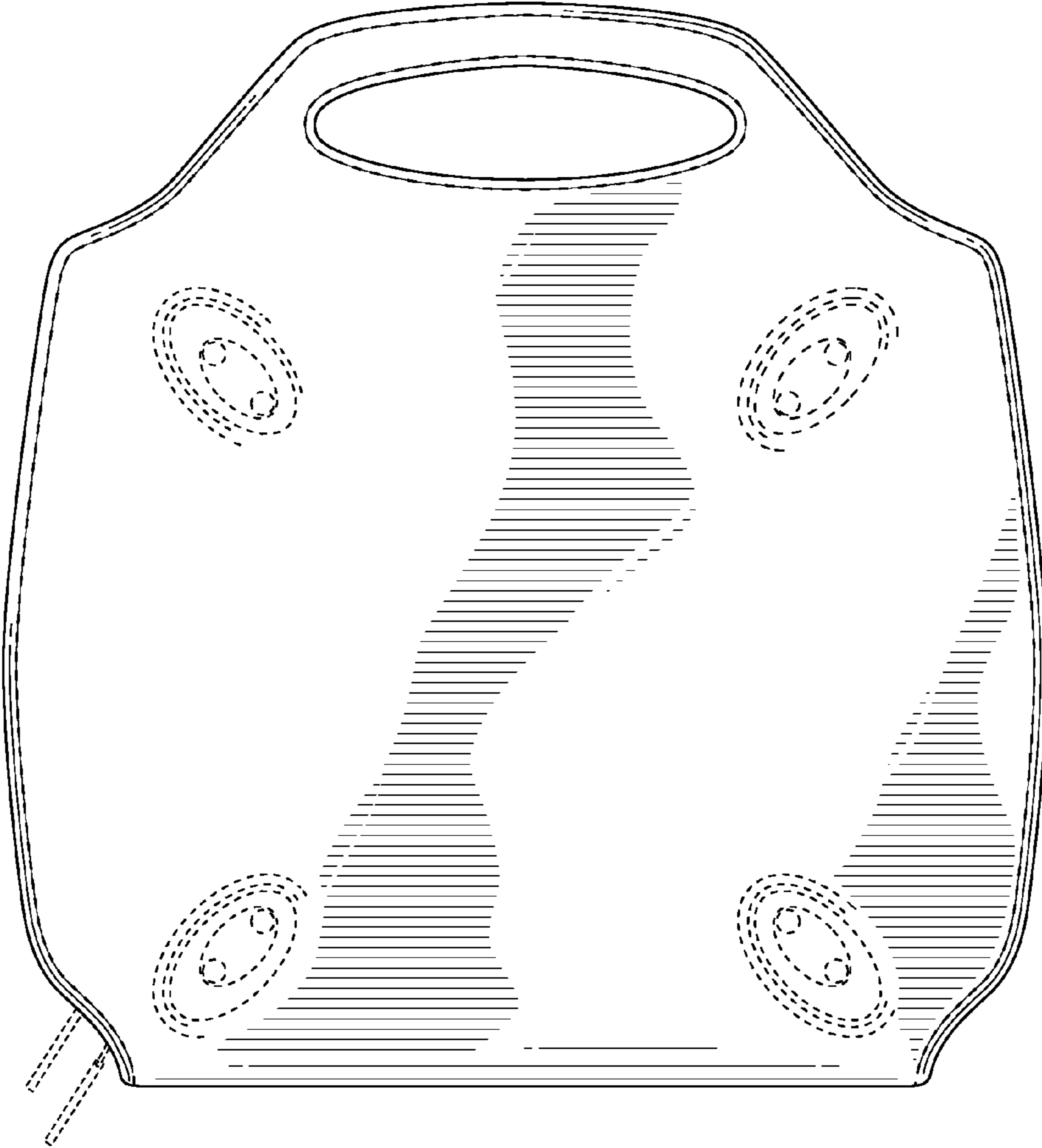


FIG. 2

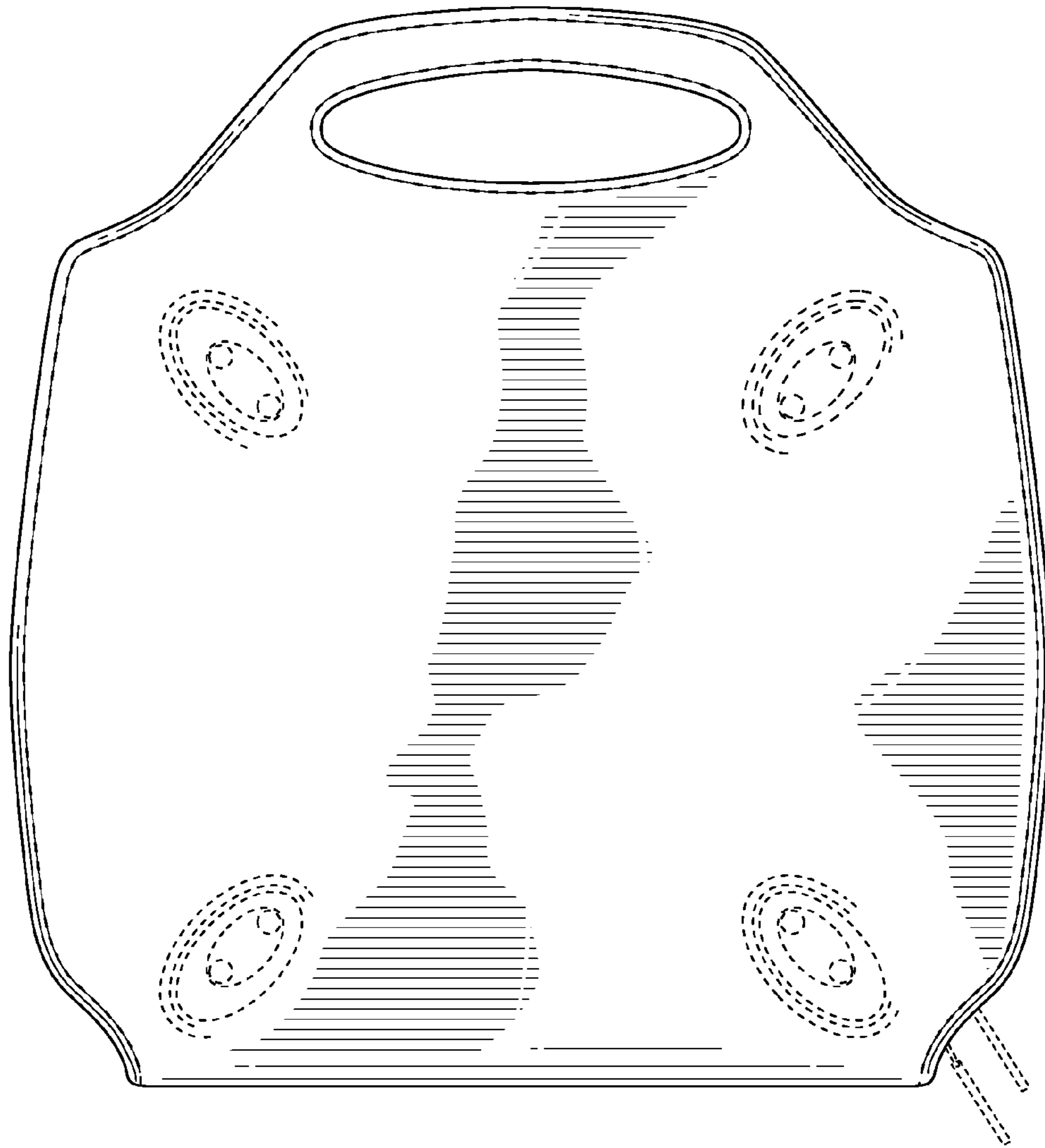


FIG. 3

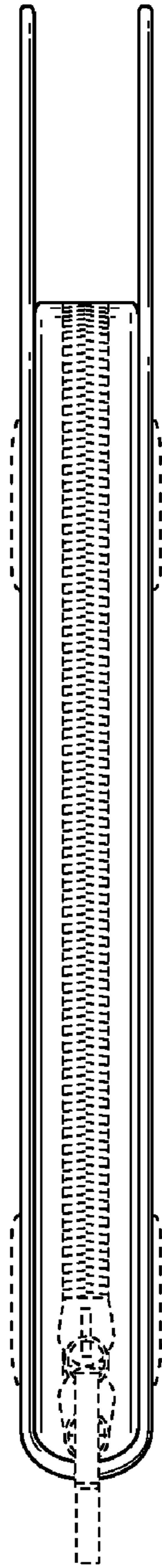


FIG. 4

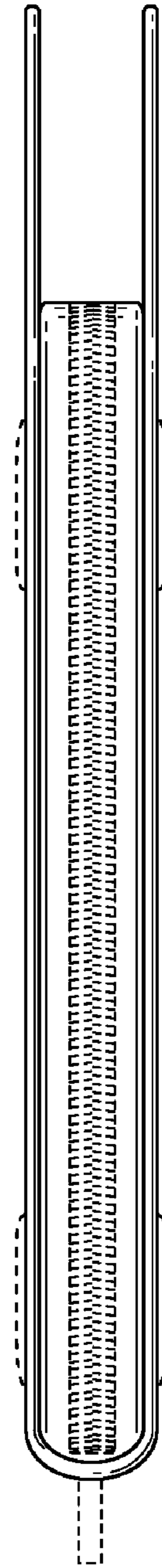


FIG. 5



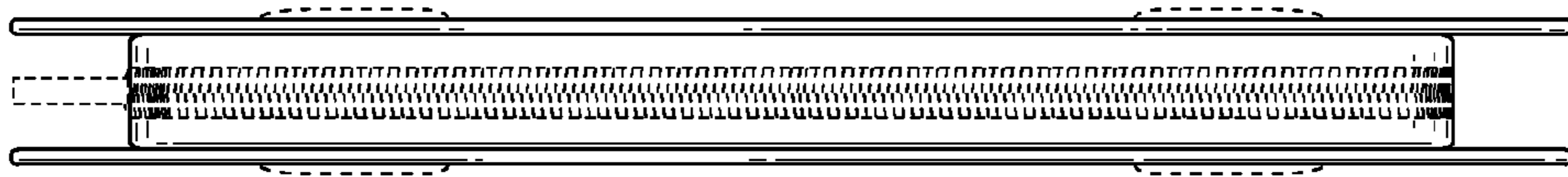


FIG. 6

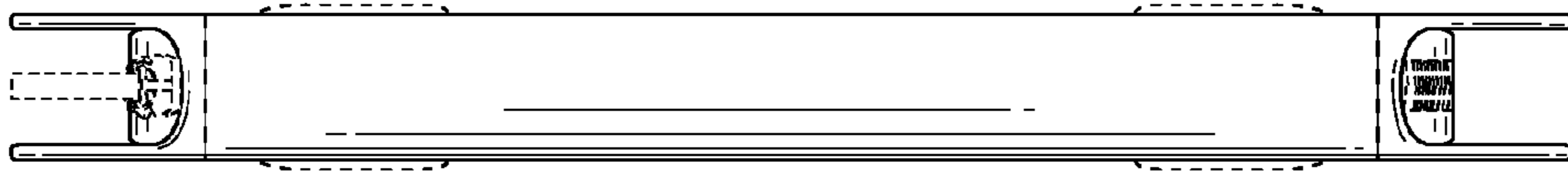


FIG. 7