



US00D574878S

(12) **United States Design Patent**
DeSorbo

(10) **Patent No.:** **US D574,878 S**

(45) **Date of Patent:** **** Aug. 12, 2008**

(54) **FLEXIBLE SUPPORT FOR IMAGE
RECORDING DEVICES**

D376,611 S * 12/1996 Field D16/242
6,662,984 B2 * 12/2003 Mor 224/908

(75) Inventor: **Alexander P. DeSorbo**, Woodbury, CT
(US)

* cited by examiner

Primary Examiner—Adir Aronovich

(73) Assignee: **Anton/Bauer, Inc.**, Shelton, CT (US)

(74) *Attorney, Agent, or Firm*—McCormick, Paulding &
Huber LLP

(**) Term: **14 Years**

(57) **CLAIM**

(21) Appl. No.: **29/258,517**

The ornamental design for a flexible support for image
recording devices, as shown and described.

(22) Filed: **Apr. 21, 2006**

(51) **LOC (8) Cl.** **16-05**

(52) **U.S. Cl.** **D16/242; D16/243**

(58) **Field of Classification Search** D6/487,
D6/499; D16/237, 242, 243–245; 224/908;
248/160, 177.1, 187.1; 352/243; 396/419,
396/420, 428

See application file for complete search history.

DESCRIPTION

FIG. 1 is a perspective view of a flexible support for image
recording devices showing my new design;

FIG. 2 is a front elevational view thereof;

FIG. 3 is a side elevational view thereof;

FIG. 4 is a rear elevational view thereof;

FIG. 5 is a side elevational view thereof, opposite of that
shown in FIG. 3;

FIG. 6 is a top plan view thereof; and,

FIG. 7 is a bottom plan view thereof.

(56) **References Cited**

U.S. PATENT DOCUMENTS

3,810,647 A * 5/1974 Martchenke 248/187.1
4,050,796 A * 9/1977 Komine 352/243
D355,665 S * 2/1995 Omi D16/242

1 Claim, 2 Drawing Sheets






FIG. 1




FIG. 2

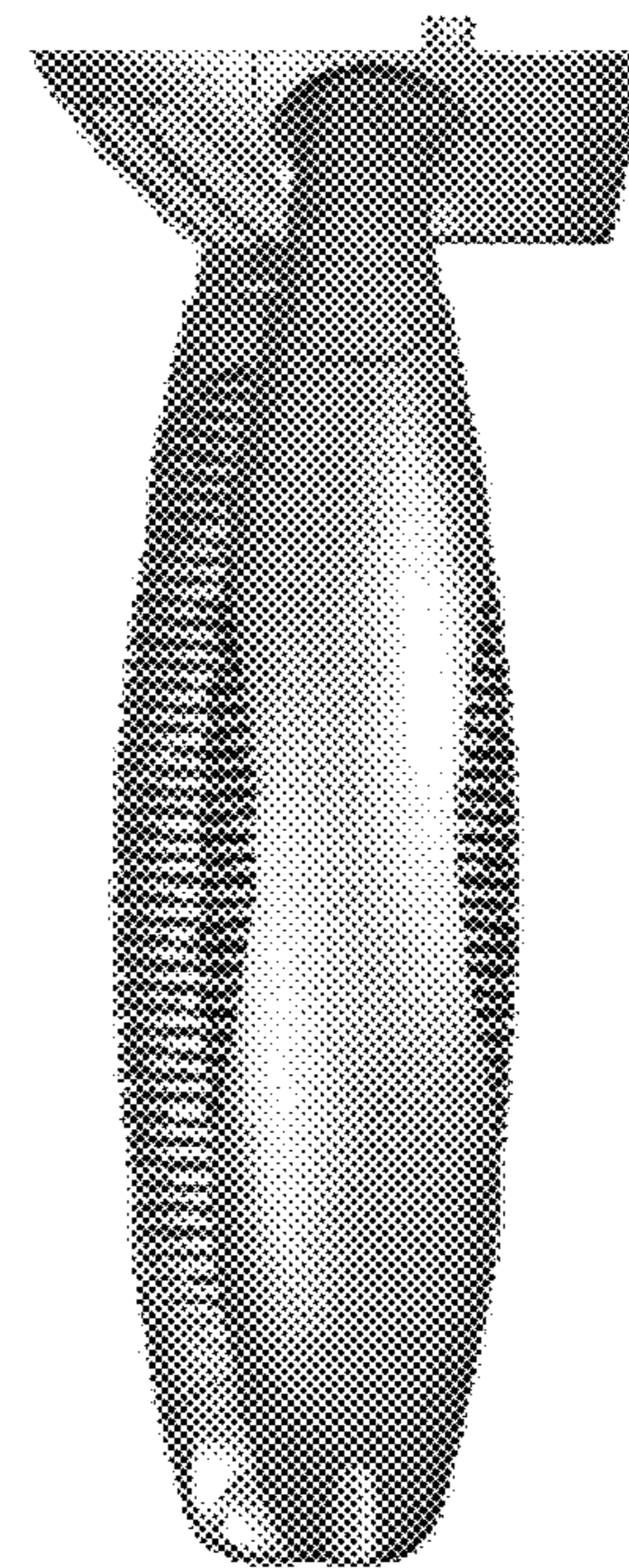


FIG. 3




FIG. 4




FIG. 5

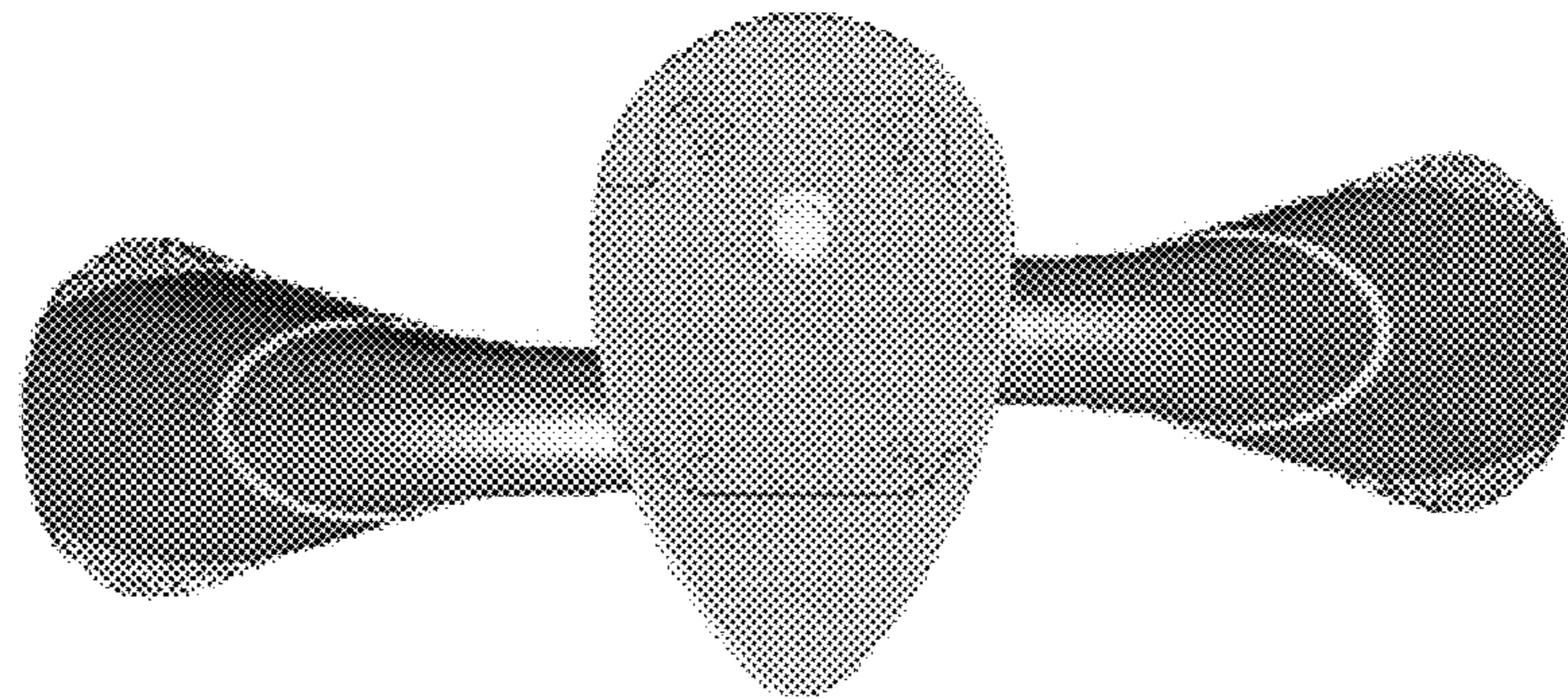


FIG. 6




FIG. 7