



US00D574837S

(12) **United States Design Patent**
Hooks, Jr.

(10) **Patent No.:** **US D574,837 S**
(45) **Date of Patent:** **** Aug. 12, 2008**

(54) **MOBILE MOUNT FOR A PORTABLE DATA TERMINAL**

(75) Inventor: **Larry Keith Hooks, Jr.**, Fort Mill, SC (US)

(73) Assignee: **Hand Held Products, Inc.**, Skaneateles Falls, NY (US)

(**) Term: **14 Years**

(21) Appl. No.: **29/249,131**

(22) Filed: **Sep. 22, 2006**

(51) **LOC (8) Cl.** **14-02**

(52) **U.S. Cl.** **D14/453**

(58) **Field of Classification Search** D14/434, D14/447, 453, 432, 433, 385, 357, 149, 457, D14/253, 251, 356, 242, 439, 344; D13/108, D13/118, 199, 107, 177; D3/218, 228, 269; D18/12; D8/349, 382; 361/683, 686, 679, 361/600; 455/557, 556.1, 556.2, 575.4, 569.2, 455/569.1; 248/346.03, 176.1, 181.1, 309.1, 248/221.11; 200/6 R; 206/701; 320/113-115, 320/107; 379/426; 345/156, 901, 905; 439/374, 439/131, 529, 534, 929, 346, 31, 640; 235/472.01; 429/100

See application file for complete search history.

(56) **References Cited**

U.S. PATENT DOCUMENTS

4,598,027	A *	7/1986	Johnson	428/542.8
D321,885	S *	11/1991	Sheldrake	D14/253
D329,749	S *	9/1992	Scheid	D3/218
D346,275	S *	4/1994	Hayasaka et al.	D3/218
D348,355	S *	7/1994	Scheid et al.	D3/218
D351,280	S *	10/1994	Pennington et al.	D3/218
D361,462	S *	8/1995	Newham	D6/567
D370,658	S *	6/1996	Siddoway et al.	D13/108
D382,396	S *	8/1997	Campman	D3/215
D389,641	S *	1/1998	McCutcheon et al.	D3/218
D390,699	S *	2/1998	Goldenberg et al.	D3/218
D404,397	S *	1/1999	Lucaci et al.	D14/253

D406,191	S *	3/1999	Phillips et al.	D3/218
D406,695	S *	3/1999	Nagele et al.	D3/218
D407,252	S *	3/1999	Hampshire	D6/540
D426,549	S *	6/2000	Carlson	D14/433
D457,308	S *	5/2002	Infanti	D3/218
D457,309	S *	5/2002	Tanaka	D3/218
D462,514	S *	9/2002	Rivera et al.	D3/228
D466,287	S *	12/2002	Tanaka	D3/218
D466,516	S *	12/2002	Peiker	D14/447
D468,525	S *	1/2003	Boyle et al.	D3/218
D471,547	S *	3/2003	Ruohonen	D14/253
D471,906	S *	3/2003	Salazar et al.	D14/253
D481,033	S *	10/2003	Peiker	D14/253
D493,802	S *	8/2004	Berentzen et al.	D14/453
2004/0013265	A1 *	1/2004	Wang	379/441

* cited by examiner

Primary Examiner—Melanie Tung
Assistant Examiner—Susan Moon Lee

(57) **CLAIM**

The ornamental design for a mobile mount for a portable data terminal, as shown and described.

DESCRIPTION

FIG. 1 is a perspective view of a mobile mount for a portable data terminal;

FIG. 2 is a front view of the mobile mount for a portable data terminal shown in FIG. 1;

FIG. 3 is a rear view of the mobile mount for a portable data terminal shown in FIG. 1;

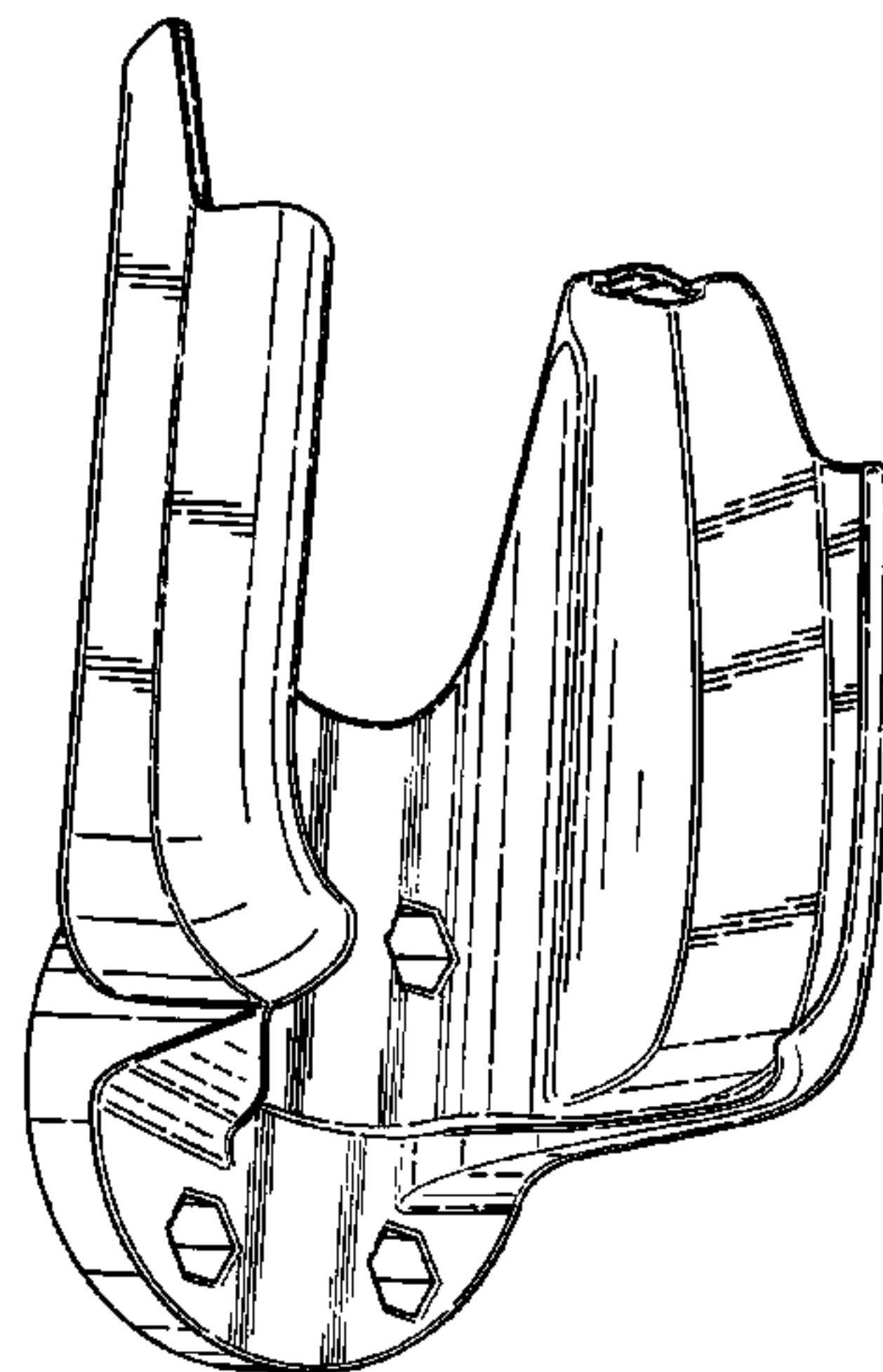
FIG. 4 is a side view of the mobile mount for a portable data terminal shown in FIG. 1;

FIG. 5 is another side view of the mobile mount for a portable data terminal shown in FIG. 1;

FIG. 6 is a bottom view of the mobile mount for a portable data terminal shown in FIG. 1; and,

FIG. 7 is a top view of the mobile mount for a portable data terminal shown in FIG. 1.

1 Claim, 7 Drawing Sheets



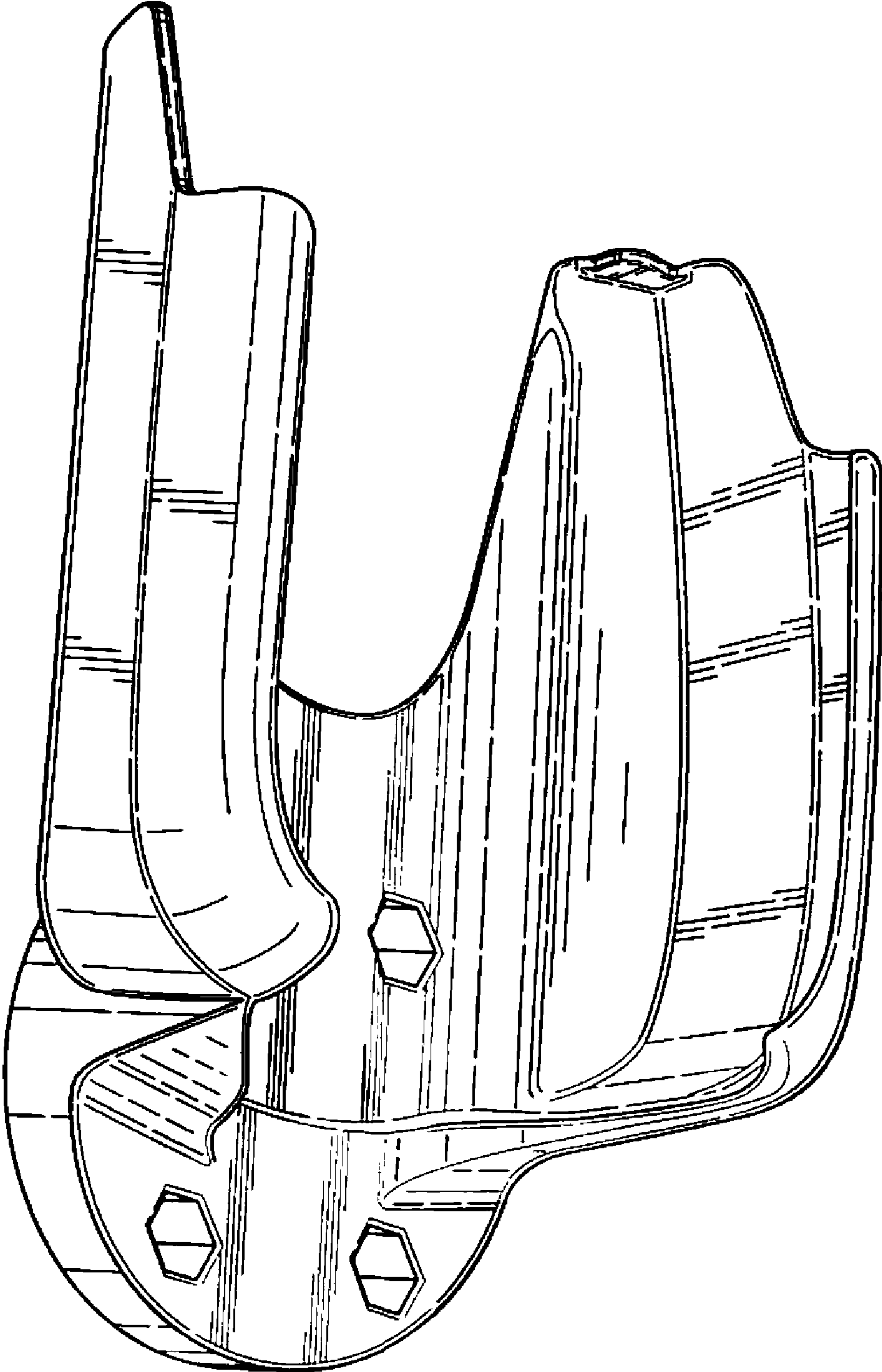


FIG. 1

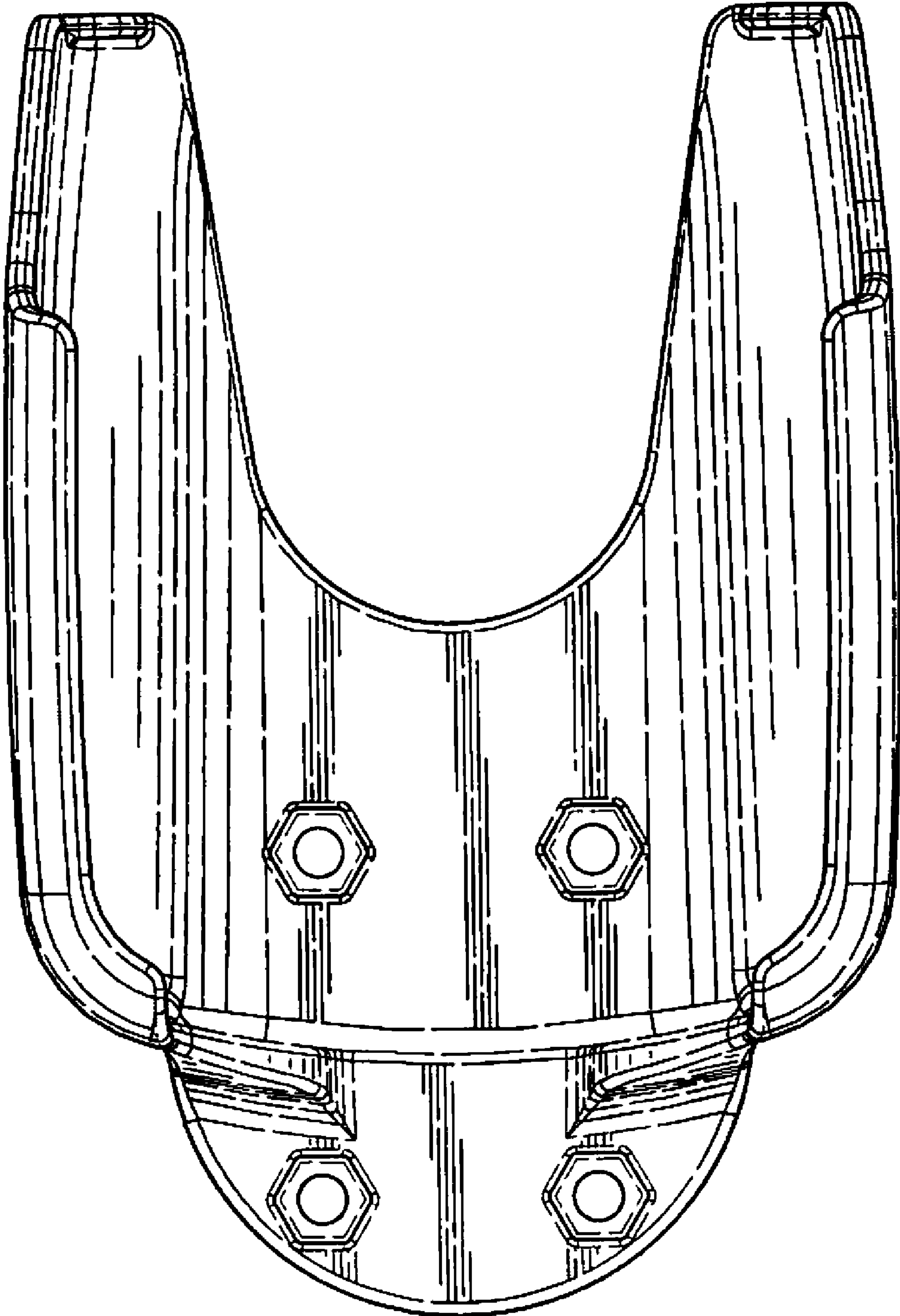


FIG. 2

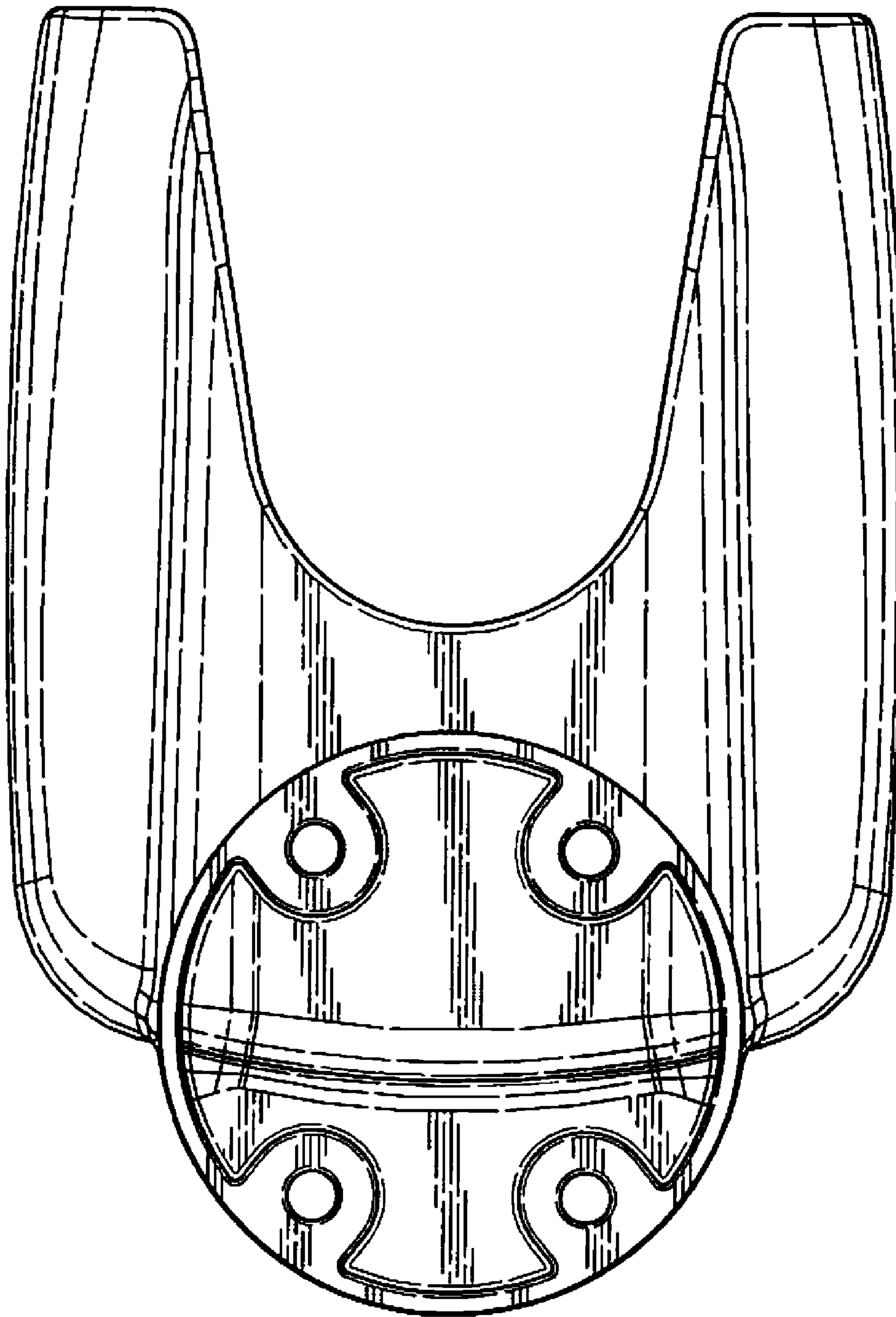


FIG. 3

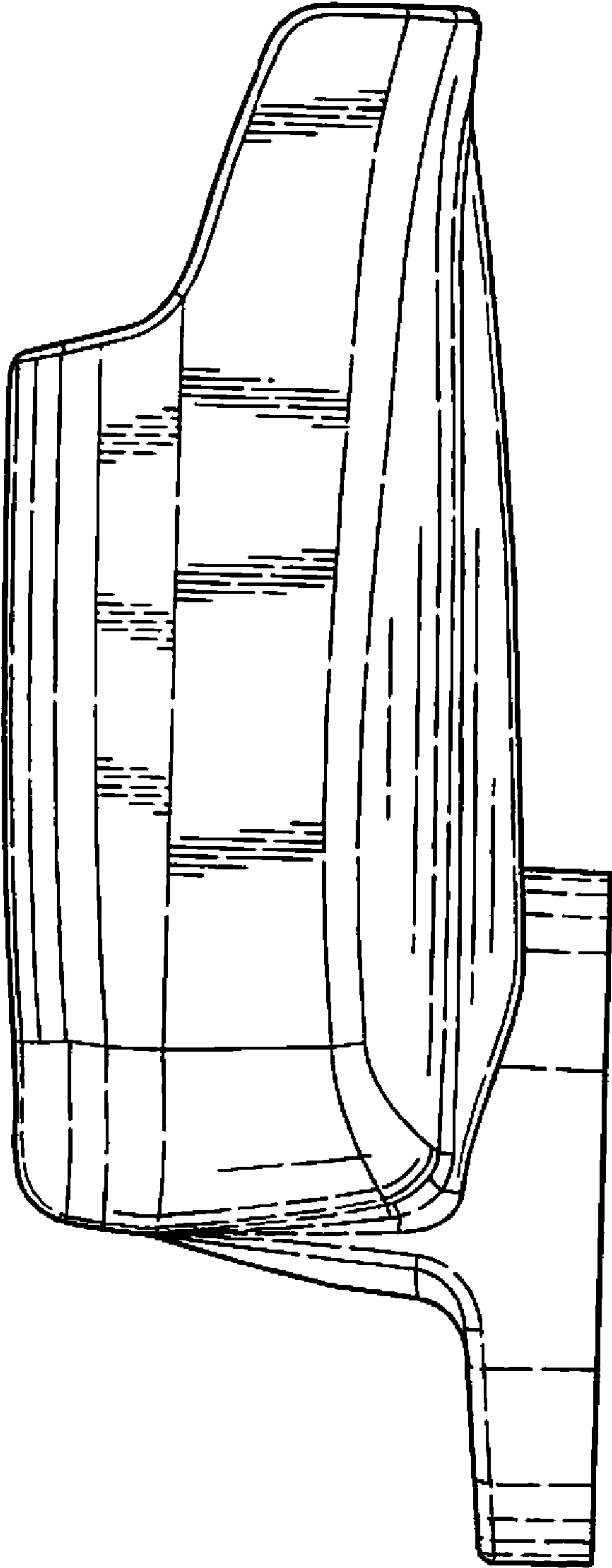


FIG. 4

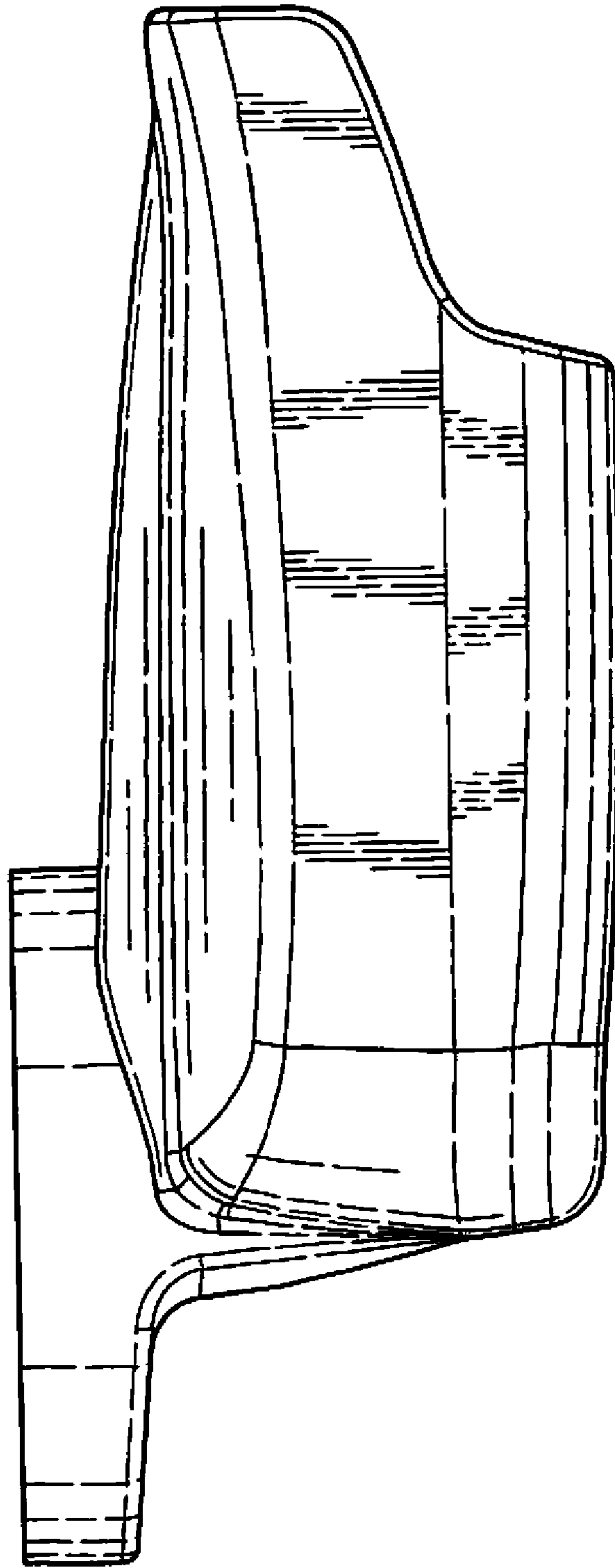


FIG. 5

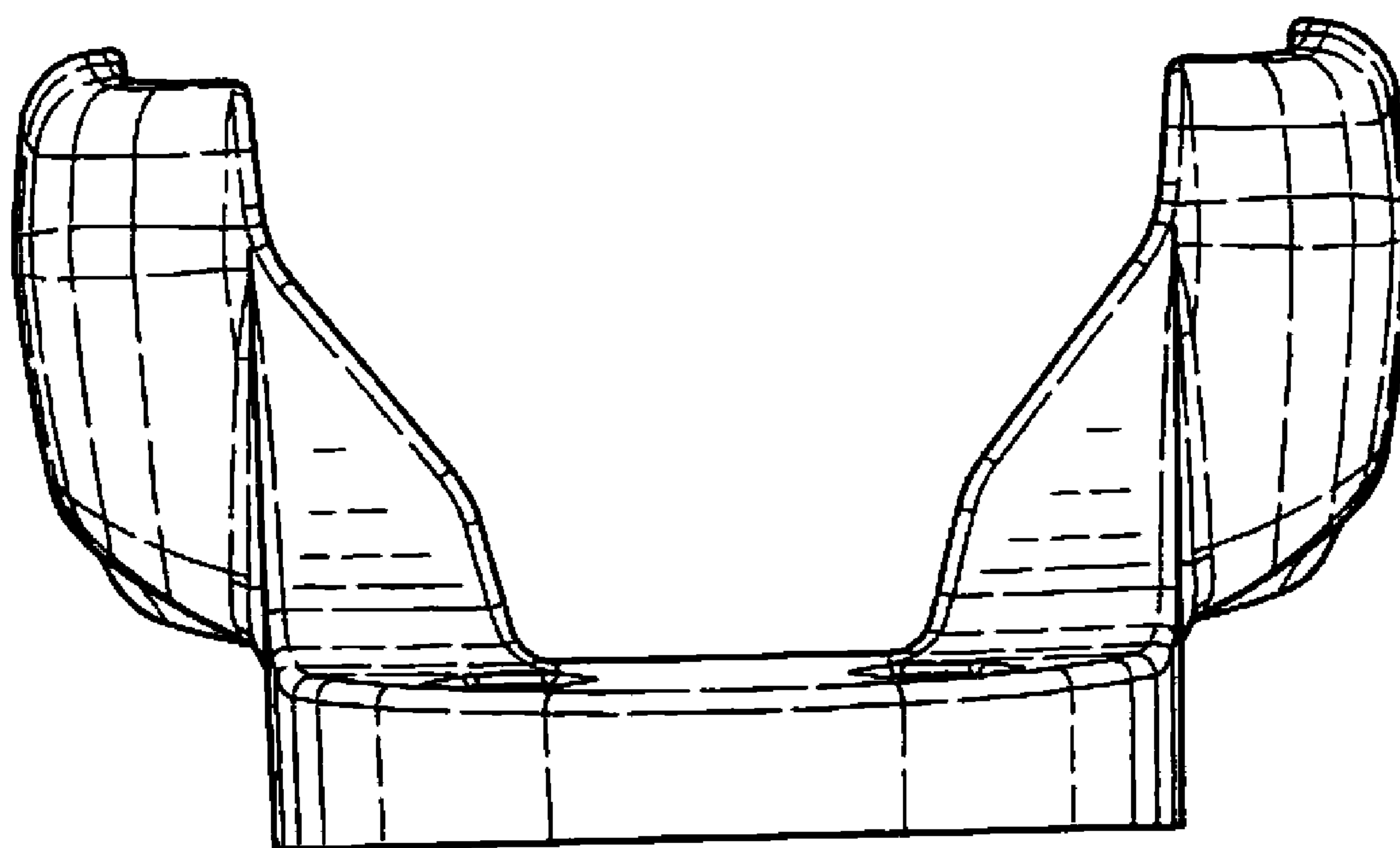


FIG. 6

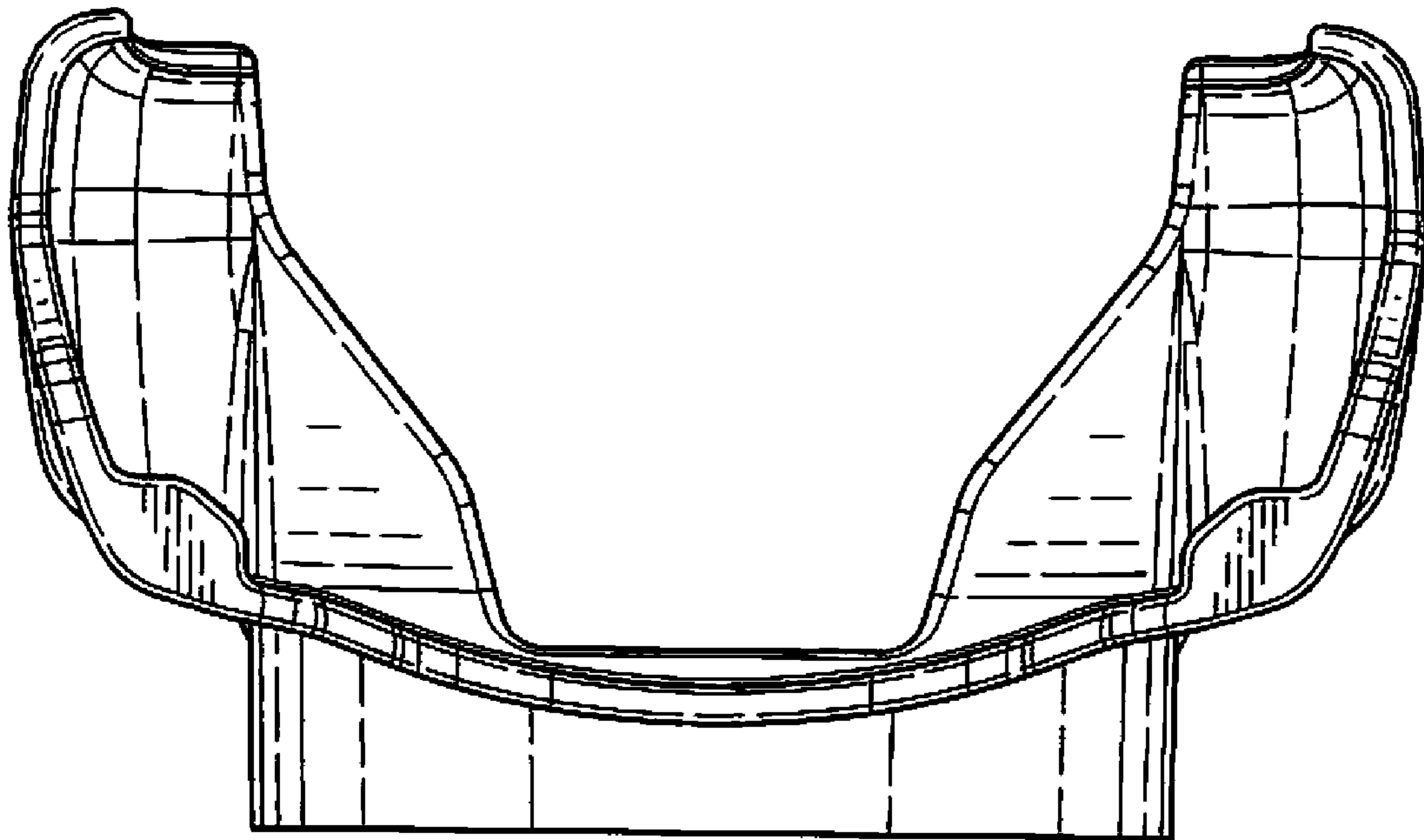


FIG. 7