



US00D574828S

(12) **United States Design Patent**  
**Chatterjee et al.**

(10) **Patent No.:** **US D574,828 S**  
(45) **Date of Patent:** **\*\* Aug. 12, 2008**

(54) **ELECTRONIC MOUSE**

(75) Inventors: **Monique Chatterjee**, Seattle, WA (US);  
**Young Soo Kim**, Bellevue, WA (US);  
**Robert M. Freed**, Kenmore, WA (US)

(73) Assignee: **Microsoft Corporation**, Redmond, WA (US)

(\*\*) Term: **14 Years**

(21) Appl. No.: **29/280,664**

(22) Filed: **Jun. 4, 2007**

(51) **LOC (8) Cl.** ..... **14-02**

(52) **U.S. Cl.** ..... **D14/409**

(58) **Field of Classification Search** ..... D14/402-410,  
D14/417; 235/472.01; 345/156-167; 365/49;  
463/36-38; 200/5 A, 5 R, 6 A, 6 R; 273/148 B  
See application file for complete search history.

(56) **References Cited**

**U.S. PATENT DOCUMENTS**

D423,488 S \* 4/2000 O’Keeffe et al. .... D14/409  
D450,698 S \* 11/2001 Fisher et al. .... D14/402  
D459,353 S \* 6/2002 Lee et al. .... D14/408  
6,509,891 B1 \* 1/2003 Sheehan et al. .... 345/167  
D473,870 S \* 4/2003 Fisher ..... D14/402  
6,580,419 B1 \* 6/2003 O’Keeffe et al. .... 345/163

D505,677 S \* 5/2005 Sheehan et al. .... D14/408  
D505,679 S \* 5/2005 Klarke et al. .... D14/409  
D514,572 S \* 2/2006 Chang ..... D14/409  
D533,554 S \* 12/2006 Sheehan et al. .... D14/409

\* cited by examiner

*Primary Examiner*—Pamela J. Burgess

(74) *Attorney, Agent, or Firm*—Banner & Witcoff, Ltd.

(57) **CLAIM**

The ornamental design for an electronic mouse, as shown and described.

**DESCRIPTION**

FIG. 1 is a front perspective view of an electronic mouse showing our new design;

FIG. 2 is a rear perspective view thereof;

FIG. 3 is a top view thereof;

FIG. 4 is a front view thereof;

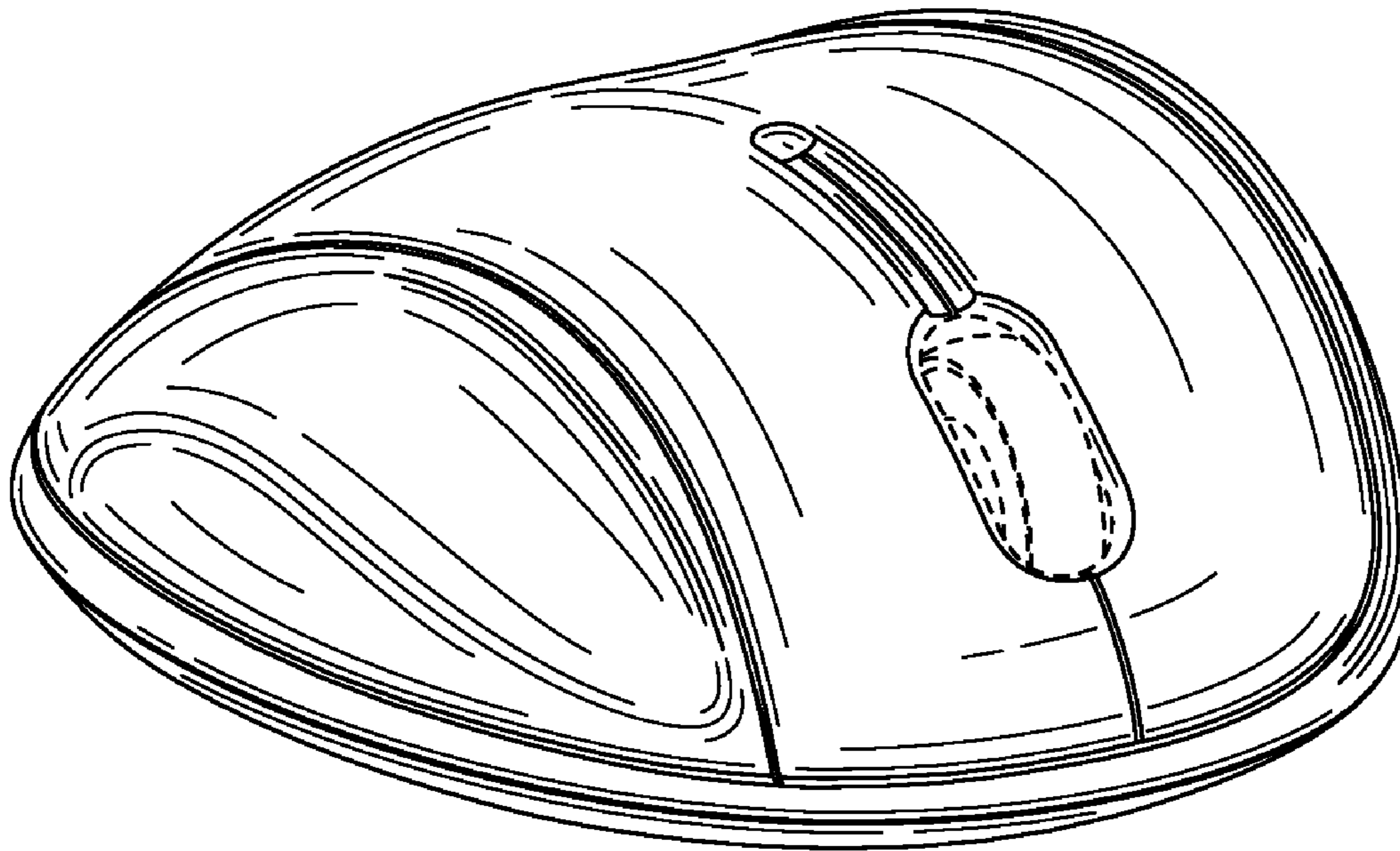
FIG. 5 is a rear view thereof;

FIG. 6 is a right side view thereof; and,

FIG. 7 is a left side view thereof.

The broken line showing of various regions in FIGS. 1-4 and the unshaded areas therein is for illustrative purposes only and forms no part of the claimed design.

**1 Claim, 4 Drawing Sheets**



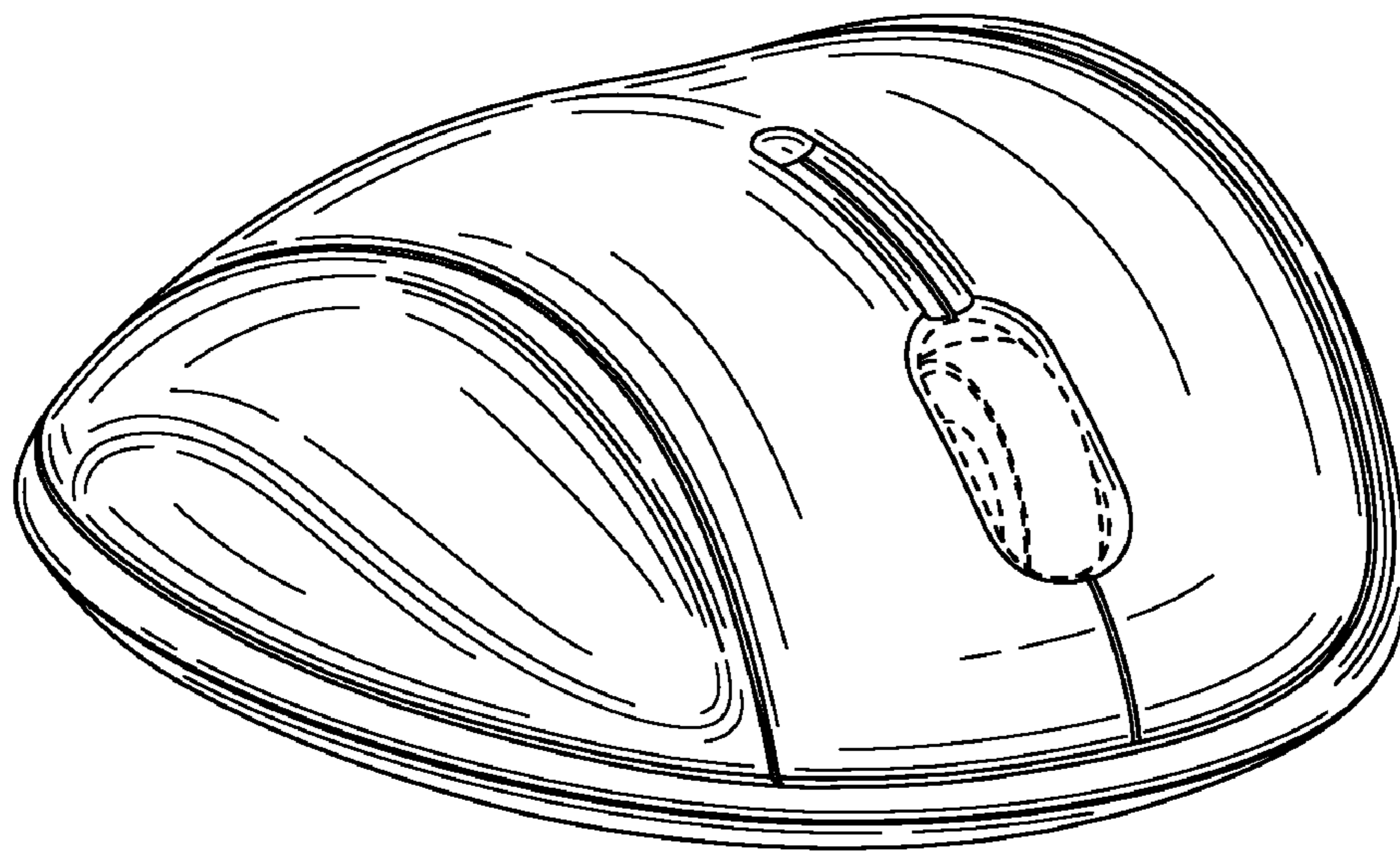


FIG. 1




FIG. 2

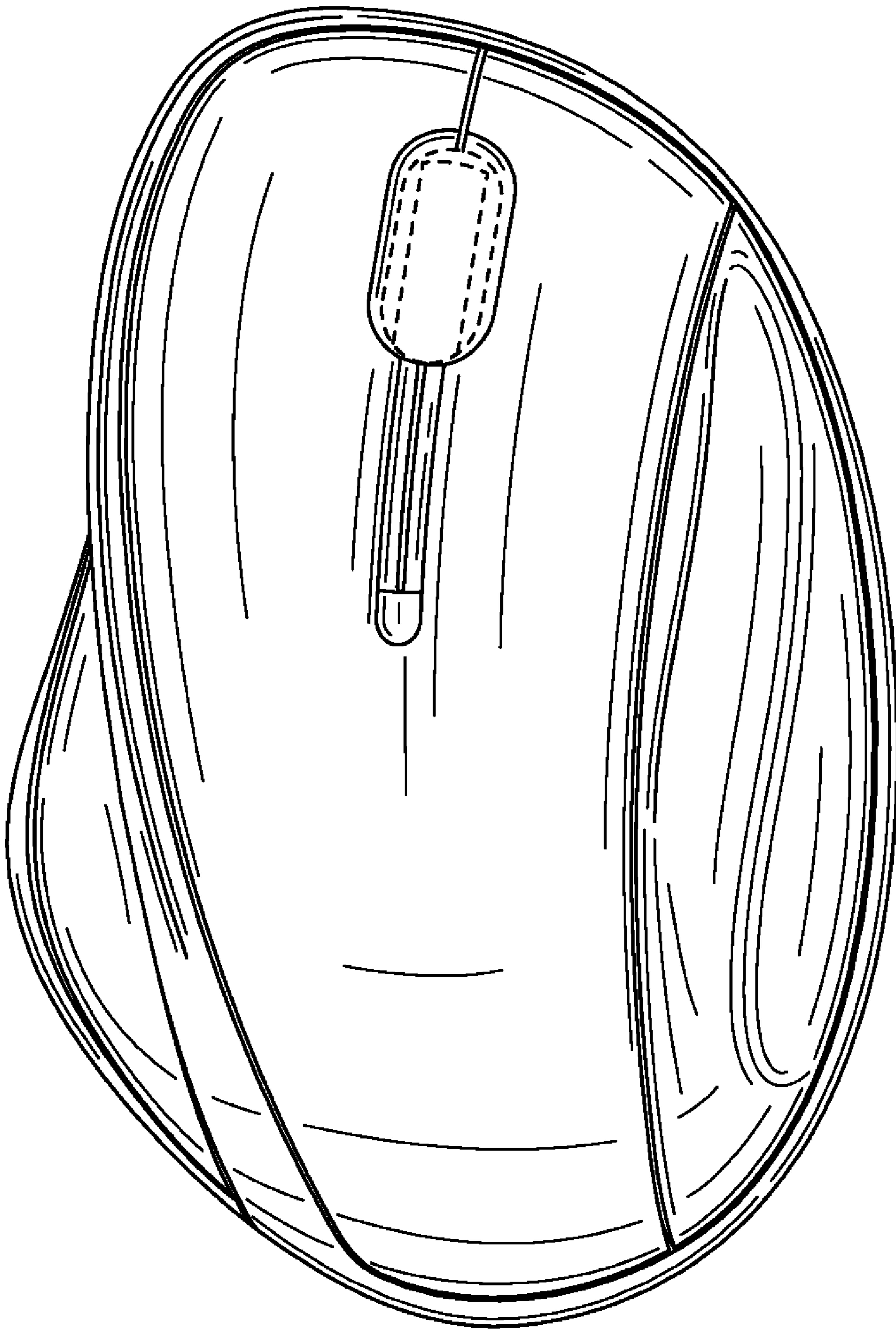


FIG. 3

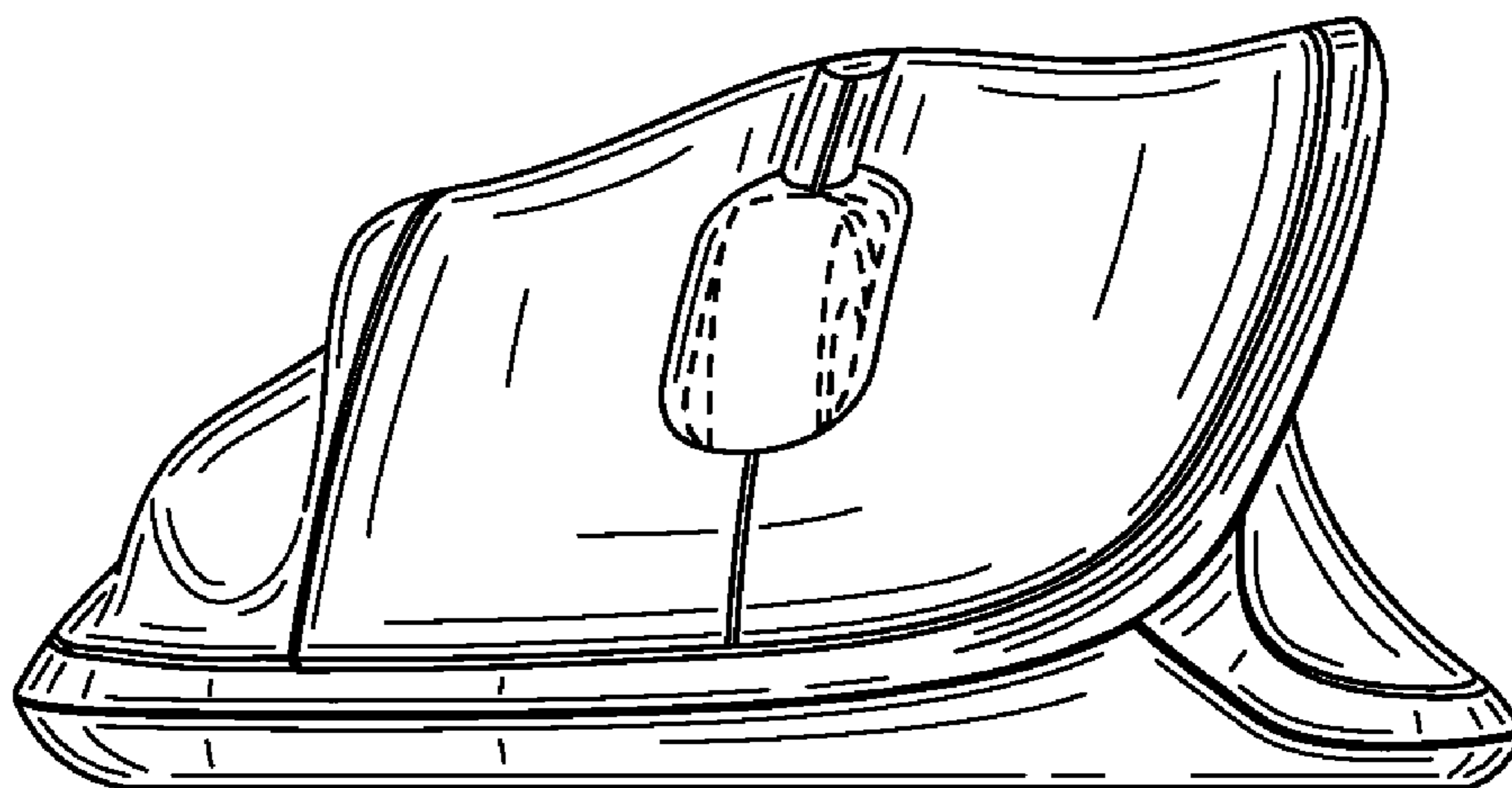


FIG. 4

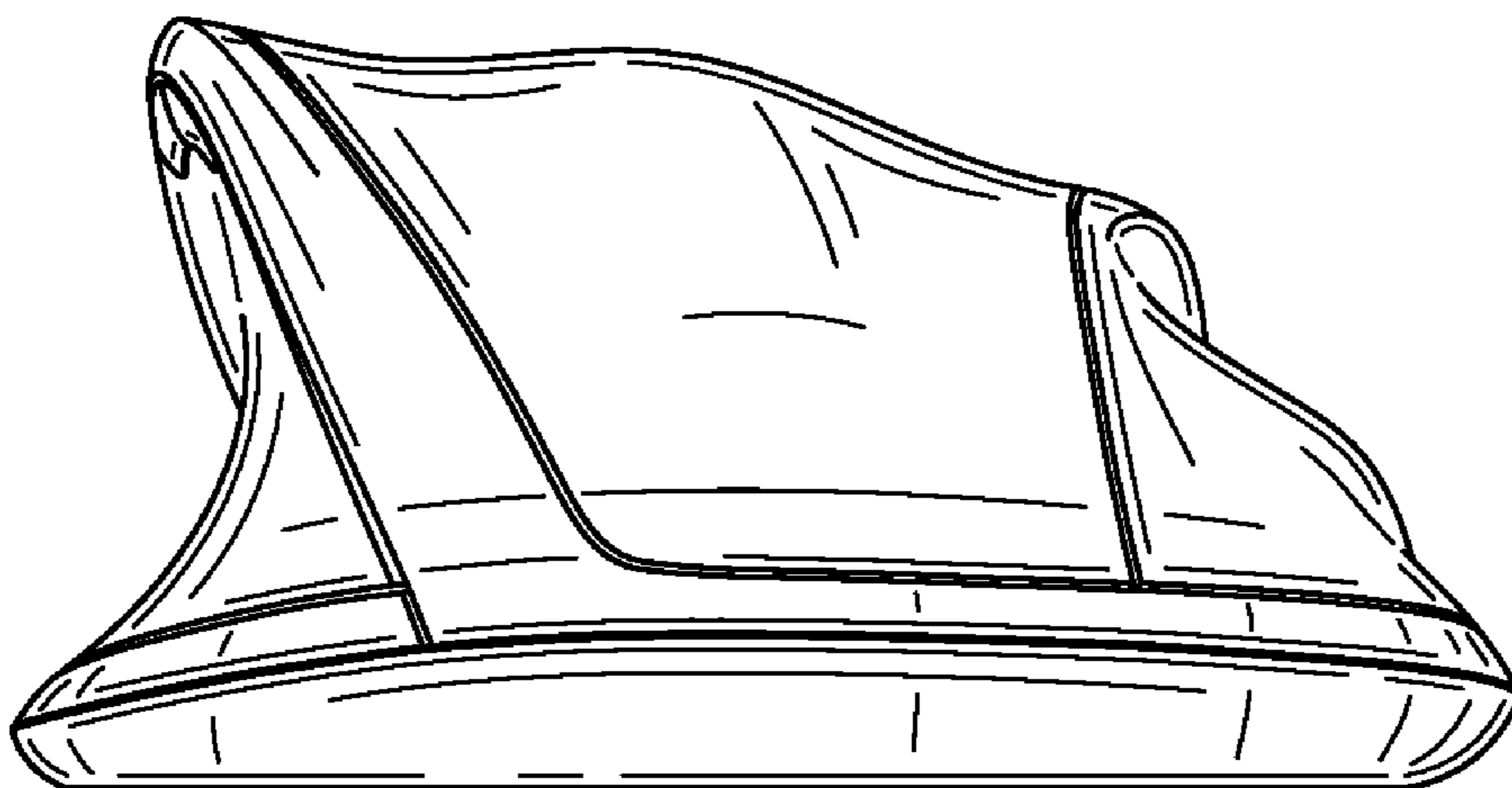


FIG. 5






FIG. 6

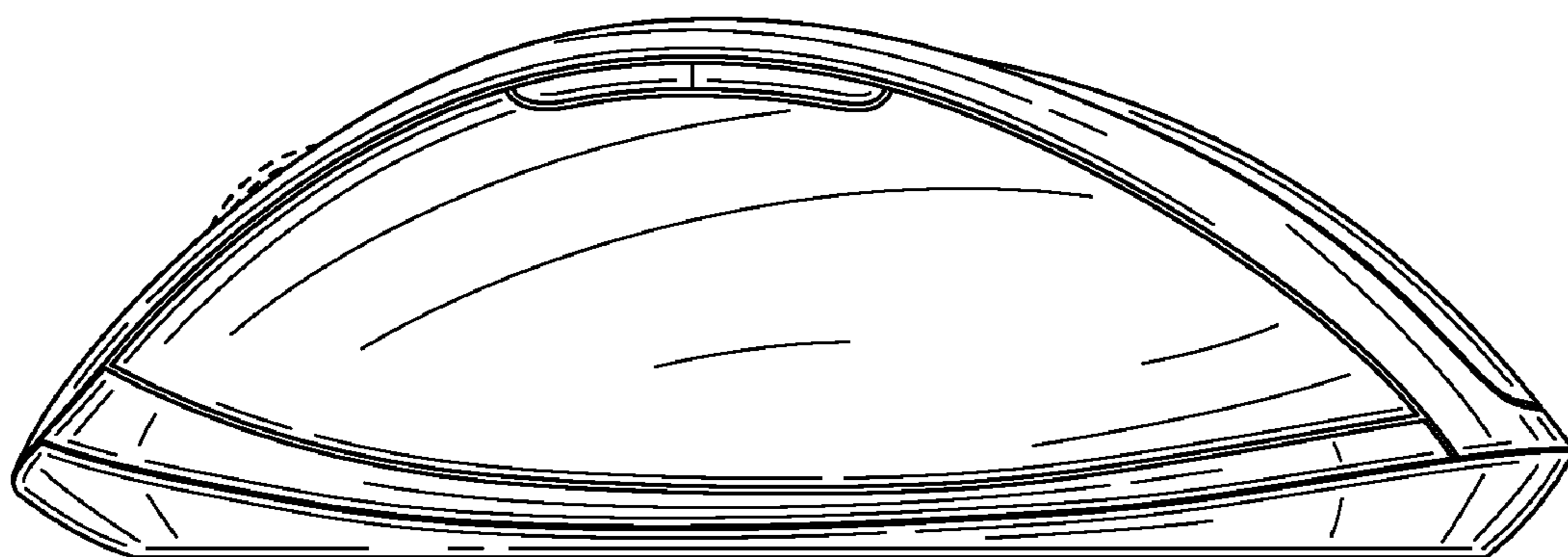


FIG. 7