



US00D574825S

(12) **United States Design Patent**
Baker et al.

(10) **Patent No.:** **US D574,825 S**
(45) **Date of Patent:** **** Aug. 12, 2008**

(54) **COMPUTER KEYBOARD**

(75) Inventors: **Martin J. Baker**, Basingstoke (GB);
John Paisley, Chippenham (GB); **Tim Waterman**, Salisbury (GB); **Tony Tamasauskas**, Addlestone (GB); **Alan Bale**, Winchester (GB); **Paul Merritt**, Andover (GB); **Bruce Hutchison**, Cottenham (GB)

(73) Assignee: **Devlin Electronics Limited**, Hampshire (GB)

(**) Term: **14 Years**

(21) Appl. No.: **29/265,917**

(22) Filed: **Sep. 11, 2006**

(30) **Foreign Application Priority Data**

Mar. 10, 2006 (EM) 000495833-0001
Mar. 10, 2006 (EM) 000495833-0002
Mar. 10, 2006 (EM) 000495833-0003
Mar. 10, 2006 (EM) 000495833-0004

(51) **LOC (8) Cl.** **14-02**

(52) **U.S. Cl.** **D14/392**

(58) **Field of Classification Search** D14/391-399;
D18/1, 2, 7, 11; 178/17 A, 17 C; 200/5 A,
200/5 R, 6 A, 6 R; 235/145 A, 145 R; 341/22,
341/23, 35; 345/160, 168; 400/484-486,
400/488, 489, 492, 472; D24/158

See application file for complete search history.

(56) **References Cited**

U.S. PATENT DOCUMENTS

D311,171 S * 10/1990 Santer D14/392
D445,793 S * 7/2001 Ji D14/392

D446,520 S * 8/2001 Ji D14/392
D462,354 S * 9/2002 Kimbre et al. D14/392
6,604,877 B2 * 8/2003 Cheng 400/472
D490,077 S * 5/2004 Lance D14/396

* cited by examiner

Primary Examiner—Freda S Nunn

(74) *Attorney, Agent, or Firm*—Alan Kamrath; Kamrath & Associates PA

(57) **CLAIM**

The ornamental design for a computer keyboard, as shown and described.

DESCRIPTION

FIG. 1 is a perspective view of a computer keyboard according to our design;

FIG. 2 is a top plan thereof, with no ornamentation being claimed for the bottom thereof;

FIG. 3 is a left side elevation view thereof;

FIG. 4 is a right side elevation view thereof;

FIG. 5 is a front elevation view thereof;

FIG. 6 is a rear elevation thereof;

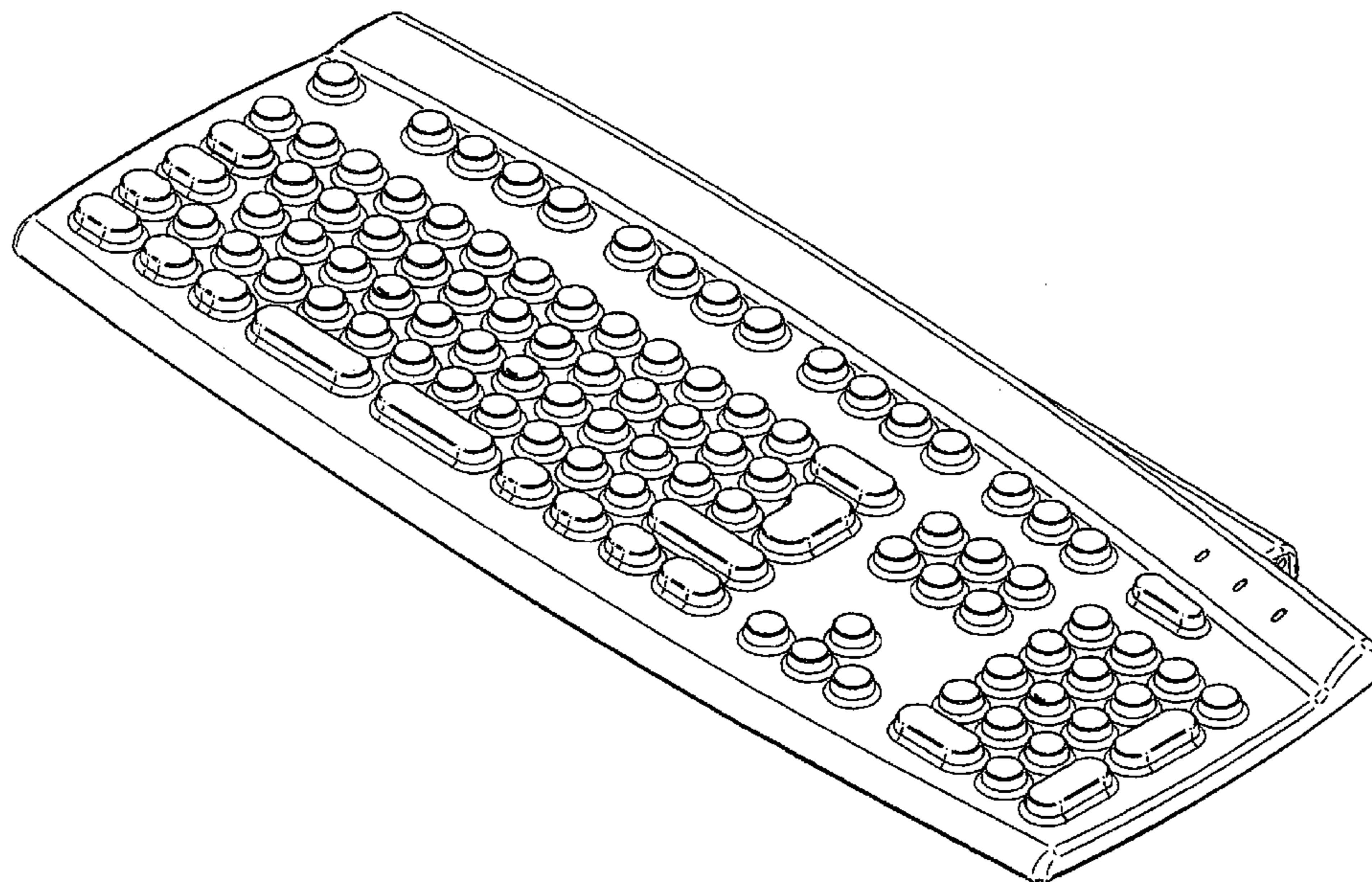
FIG. 7 is a top plan of an alternate embodiment of a computer keyboard of our design;

FIG. 8 is a top plan of an alternate embodiment of a computer keyboard of our design; and,

FIG. 9 is a top plan of an alternate embodiment of a computer keyboard according to our design.

The broken lines are shown in FIGS. 3-6 for illustrative purposes only and form no part of the claimed design.

1 Claim, 9 Drawing Sheets



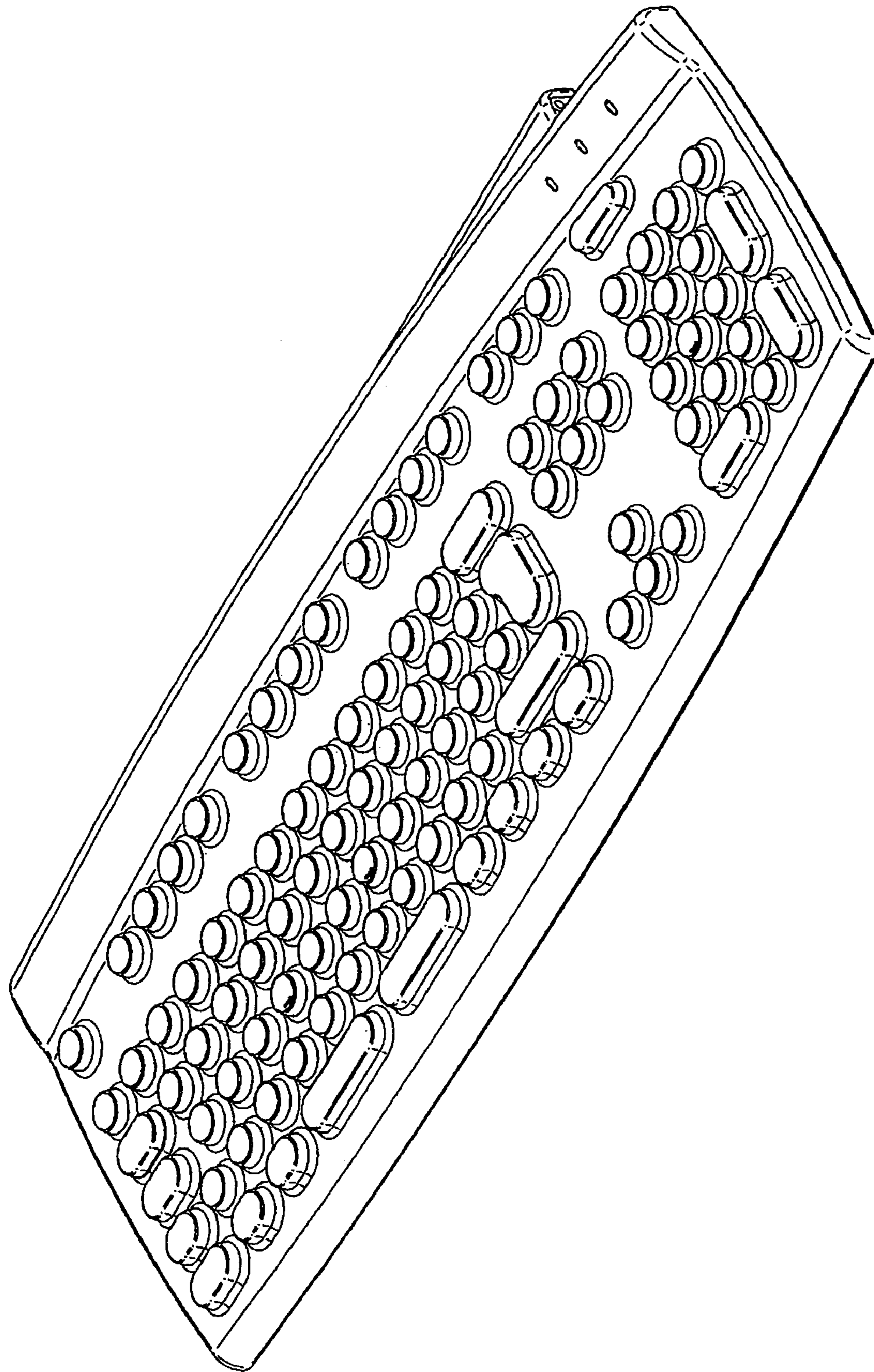


FIGURE 1

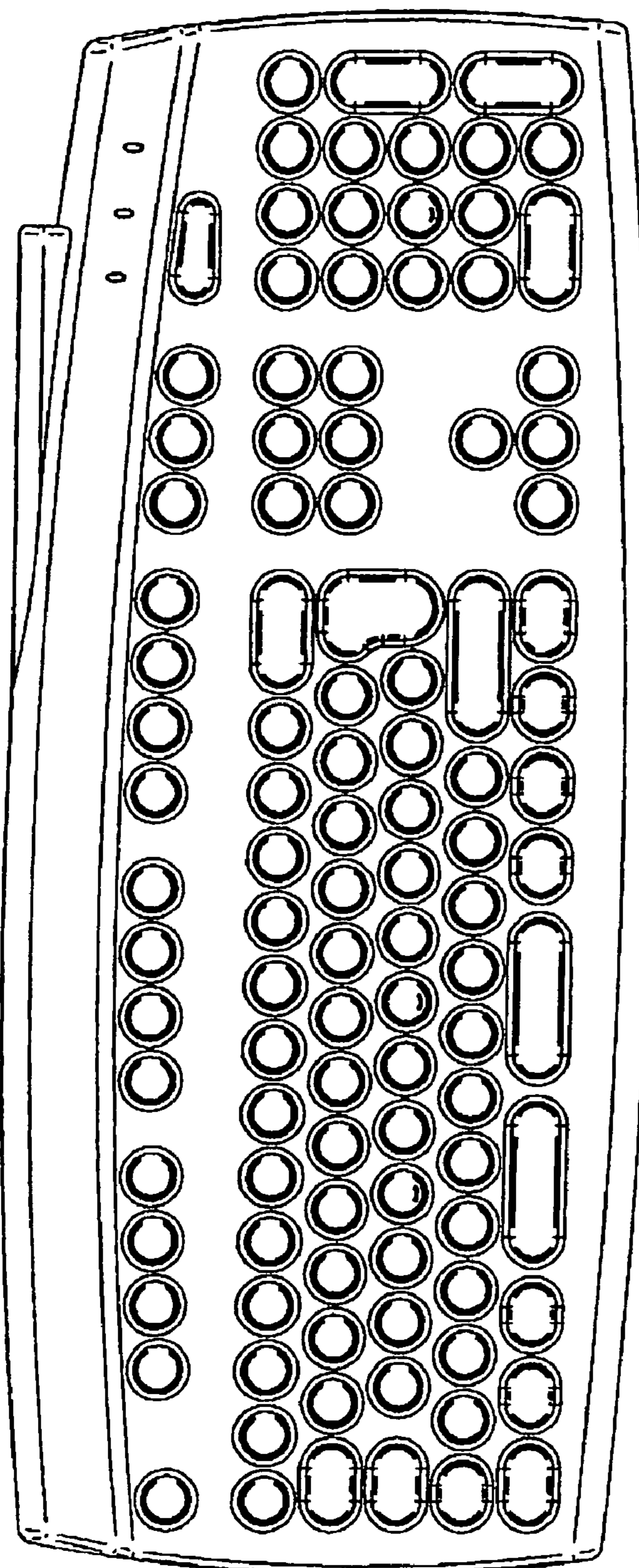


FIGURE 2

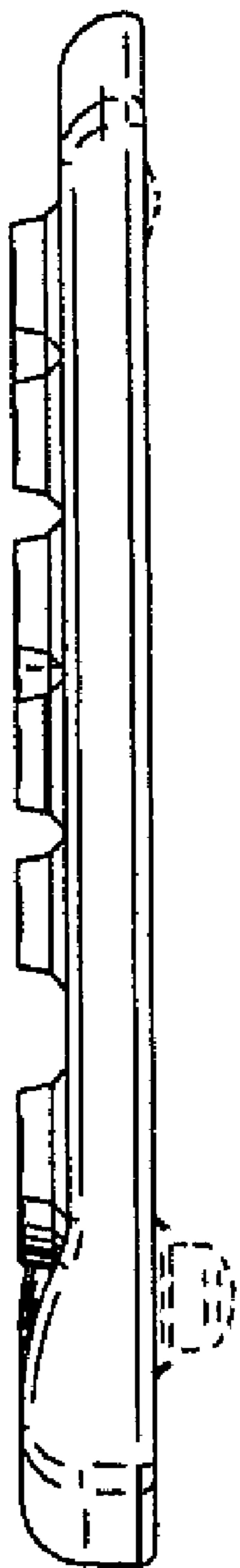


FIGURE 3

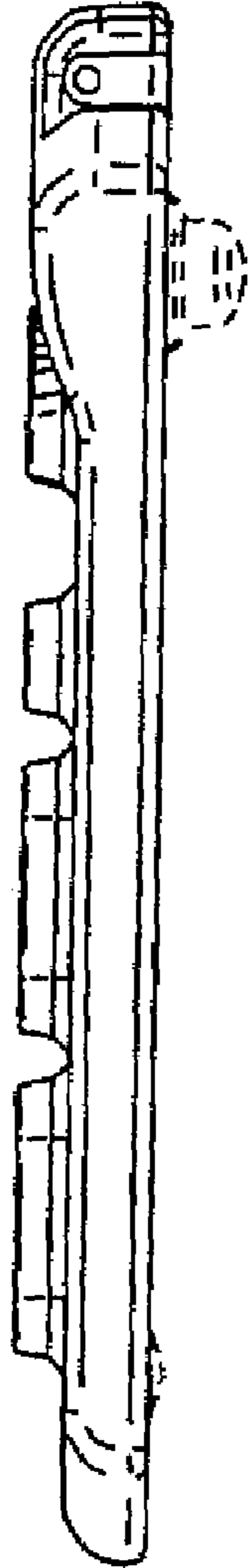


FIGURE 4

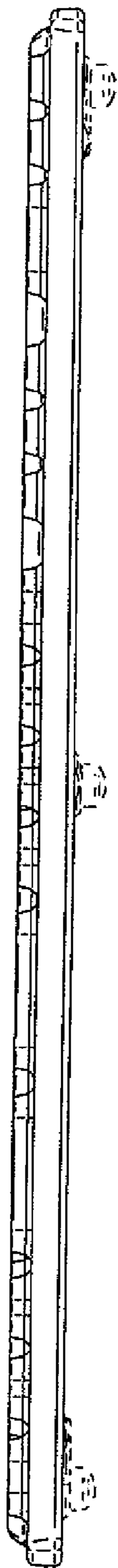


FIGURE 5

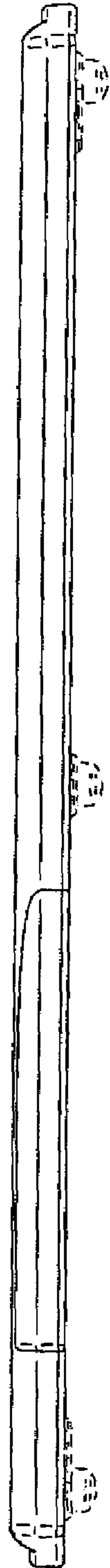


FIGURE 6




FIGURE 7

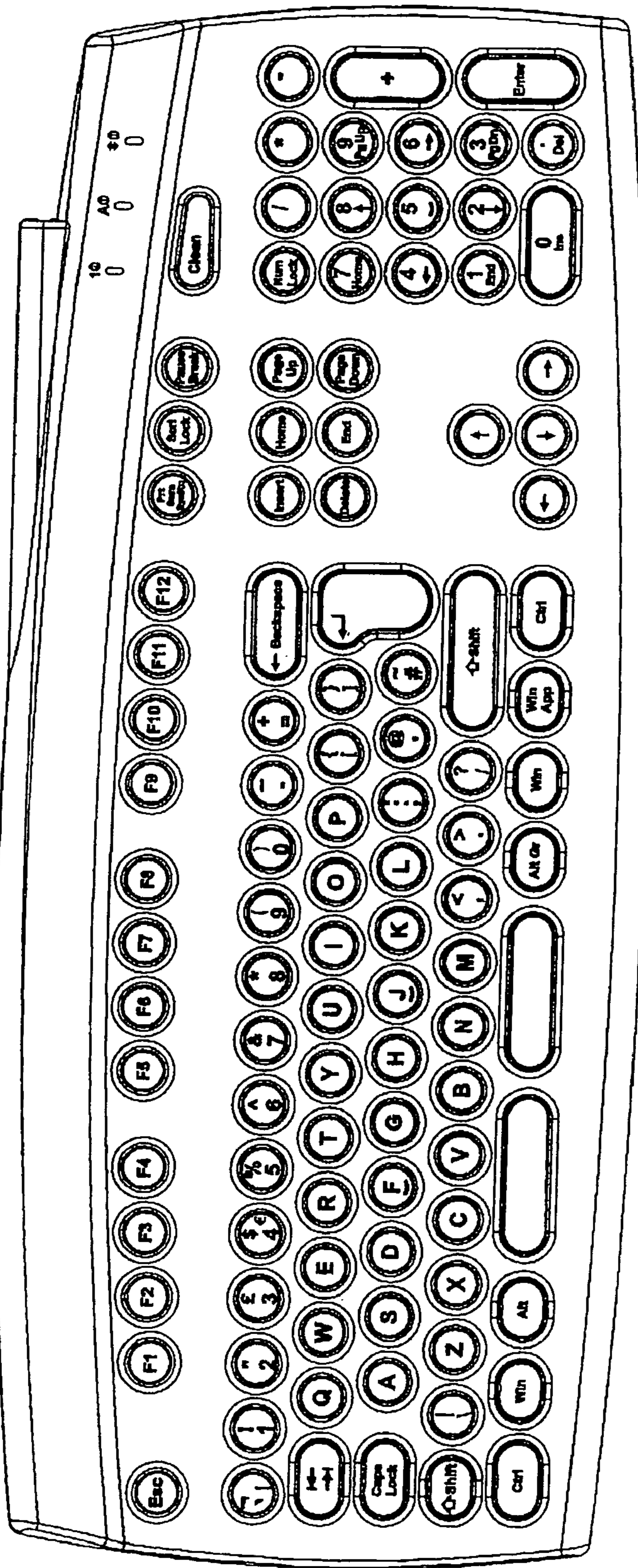


FIGURE 8

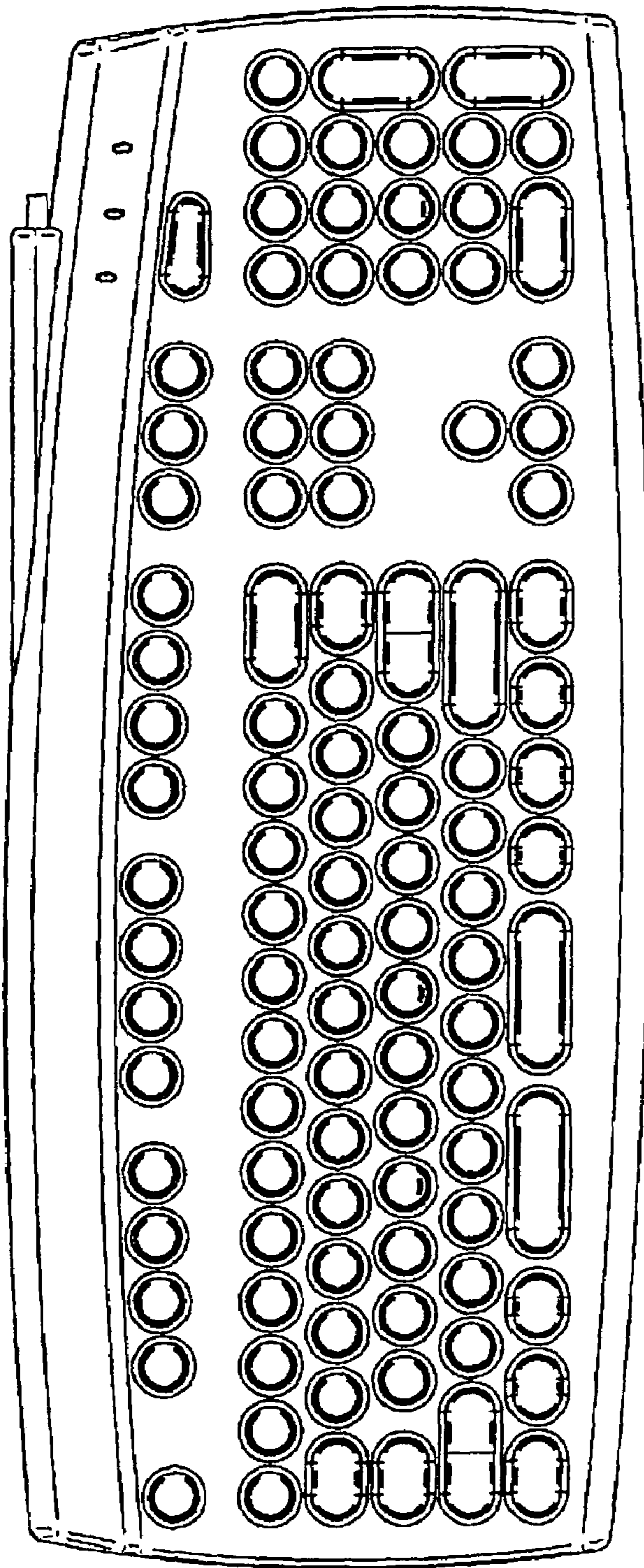


FIGURE 9