



US00D574819S

(12) **United States Design Patent**  
**Andre et al.**

(10) **Patent No.:** **US D574,819 S**  
(45) **Date of Patent:** **\*\* Aug. 12, 2008**

(54) **CASE**

(75) Inventors: **Bartley K. Andre**, Menlo Park, CA (US); **Daniel J. Coster**, San Francisco, CA (US); **Daniele De Iuliis**, San Francisco, CA (US); **Richard P. Howarth**, San Francisco, CA (US); **Jonathan P. Ive**, San Francisco, CA (US); **Duncan Robert Kerr**, San Francisco, CA (US); **Shin Nishibori**, San Francisco, CA (US); **Matthew Dean Rohrbach**, San Francisco, CA (US); **Peter Russell-Clarke**, San Francisco, CA (US); **Douglas B. Satzger**, Menlo Park, CA (US); **Calvin Q. Seid**, deceased, late of Palo Alto CA (US); by **Vincent Keane Seid**, legal representative, Los Gatos, CA (US); **Christopher J. Stringer**, Portola Valley, CA (US); **Eugene Antony Whang**, San Francisco, CA (US); **Rico Zorkendorfer**, San Francisco, CA (US)

(73) Assignee: **Apple Inc.**, Cupertino, CA (US)

(\*\*) Term: **14 Years**

(21) Appl. No.: **29/281,493**

(22) Filed: **Jun. 25, 2007**

(51) **LOC (8) Cl.** ..... **14-03**

(52) **U.S. Cl.** ..... **D14/250**

(58) **Field of Classification Search** ..... D6/623-635, D6/407; 281/22, 29, 51; 402/4, 317; 434/317; D19/27, 26; D3/200, 207, 212, 218, 219, D3/232, 233; D14/250-251; 224/240; 379/453-455; D9/426, 432; 206/308.1, 312, 313  
See application file for complete search history.

(56) **References Cited**

**U.S. PATENT DOCUMENTS**

4,718,550 A \* 1/1988 Johnson ..... 206/387.13

5,253,292 A *	10/1993	Fluder et al. ....	379/426
D365,927 S *	1/1996	Cho .....	D3/218
D407,432 S *	3/1999	Tell .....	D19/26
D459,887 S *	7/2002	Johnson .....	D3/303
6,513,836 B2 *	2/2003	Li .....	281/22
D475,850 S	6/2003	Andre et al.	
D476,149 S	6/2003	Andre et al.	
D484,874 S *	1/2004	Chang et al. ....	D14/250
D503,532 S	4/2005	Andre et al.	
D514,620 S *	2/2006	Brann .....	D19/27
D514,862 S *	2/2006	Fair .....	D6/633
6,997,481 B1 *	2/2006	Hardwig .....	281/29
D516,363 S *	3/2006	Fair .....	D6/633
D518,290 S *	4/2006	Andre et al. ....	D3/218

(Continued)

*Primary Examiner*—Elizabeth A. Albert  
*Assistant Examiner*—Kelley A Donnelly  
(74) *Attorney, Agent, or Firm*—Sterne, Kessler, Goldstein & Fox P.L.L.C.

(57) **CLAIM**

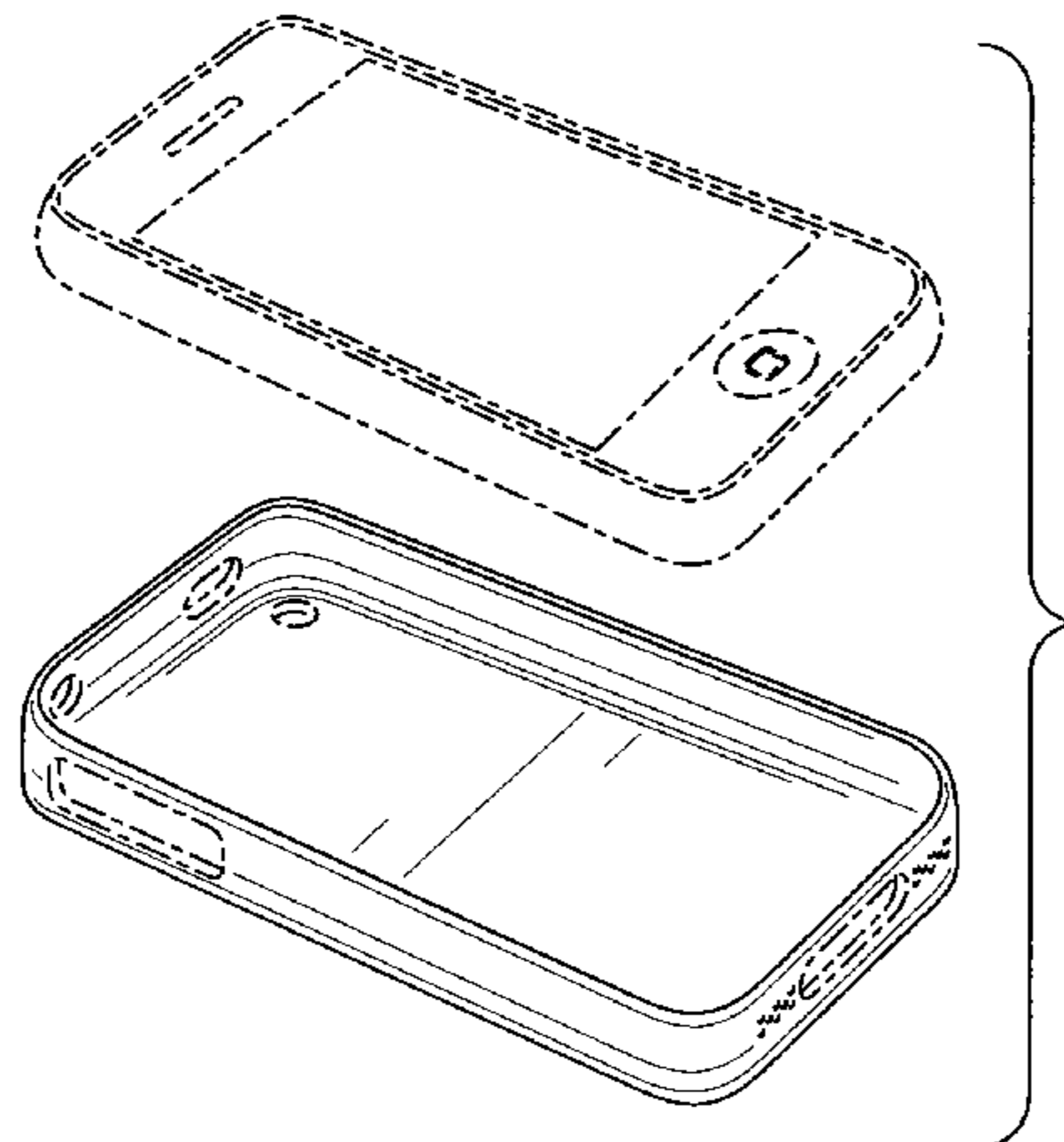
The ornamental design for a case, substantially as shown and described.

**DESCRIPTION**

FIG. 1 is a perspective view of a case showing our new design in an environment in which it may be used;  
FIG. 2 is a another perspective view thereof;  
FIG. 3 is a front view thereof;  
FIG. 4 is a another front view thereof showing the case in an environment in which it may be used;  
FIG. 5 is a rear view thereof;  
FIG. 6 is a left side view thereof;  
FIG. 7 is a right side view thereof;  
FIG. 8 is a top plan view thereof; and,  
FIG. 9 is a bottom view thereof.

The broken lines in the figures are for environmental purposes only and form no part of the claimed design.

**1 Claim, 7 Drawing Sheets**



# US D574,819 S

Page 2

---

## U.S. PATENT DOCUMENTS

D523,078 S *	6/2006	Ong	.....	D19/26	D553,415 S *	10/2007	Steele	.....	D6/629
D524,051 S *	7/2006	Krueger	.....	D3/303	D554,859 S *	11/2007	Sides et al.	.....	D3/273
D527,051 S *	8/2006	Moy	.....	D19/90	D555,904 S *	11/2007	Snell	.....	D3/304
D532,786 S *	11/2006	Iseki	.....	D14/365	D556,193 S *	11/2007	Laituri et al.	.....	D14/345
D533,347 S	12/2006	Andre et al.			D557,205 S *	12/2007	Kim et al.	.....	D13/103
D533,348 S	12/2006	Andre et al.			D558,757 S *	1/2008	Andre et al.	.....	D14/341
D541,042 S	4/2007	Andre et al.			D559,267 S *	1/2008	Griffin	.....	D14/496
D543,023 S *	5/2007	Han et al.	.....	D3/218	D559,532 S *	1/2008	Kwak et al.	.....	D3/218
D551,856 S *	10/2007	Ko et al.	.....	D3/218	D559,907 S *	1/2008	Howe et al.	.....	D19/27
D552,348 S *	10/2007	Martin	.....	D3/265	D568,605 S *	5/2008	Harris et al.	.....	D3/218

\* cited by examiner

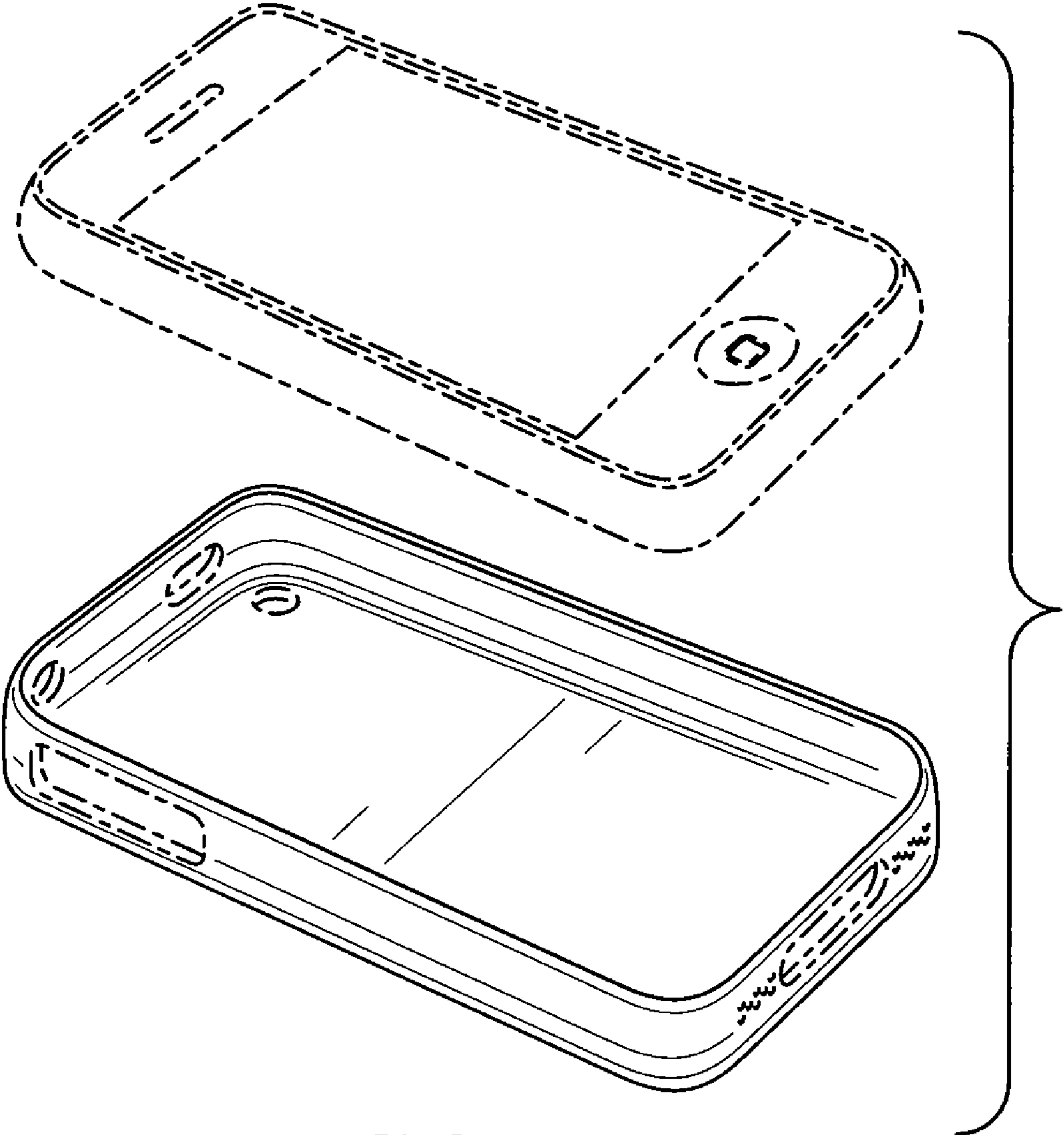


FIG. 1

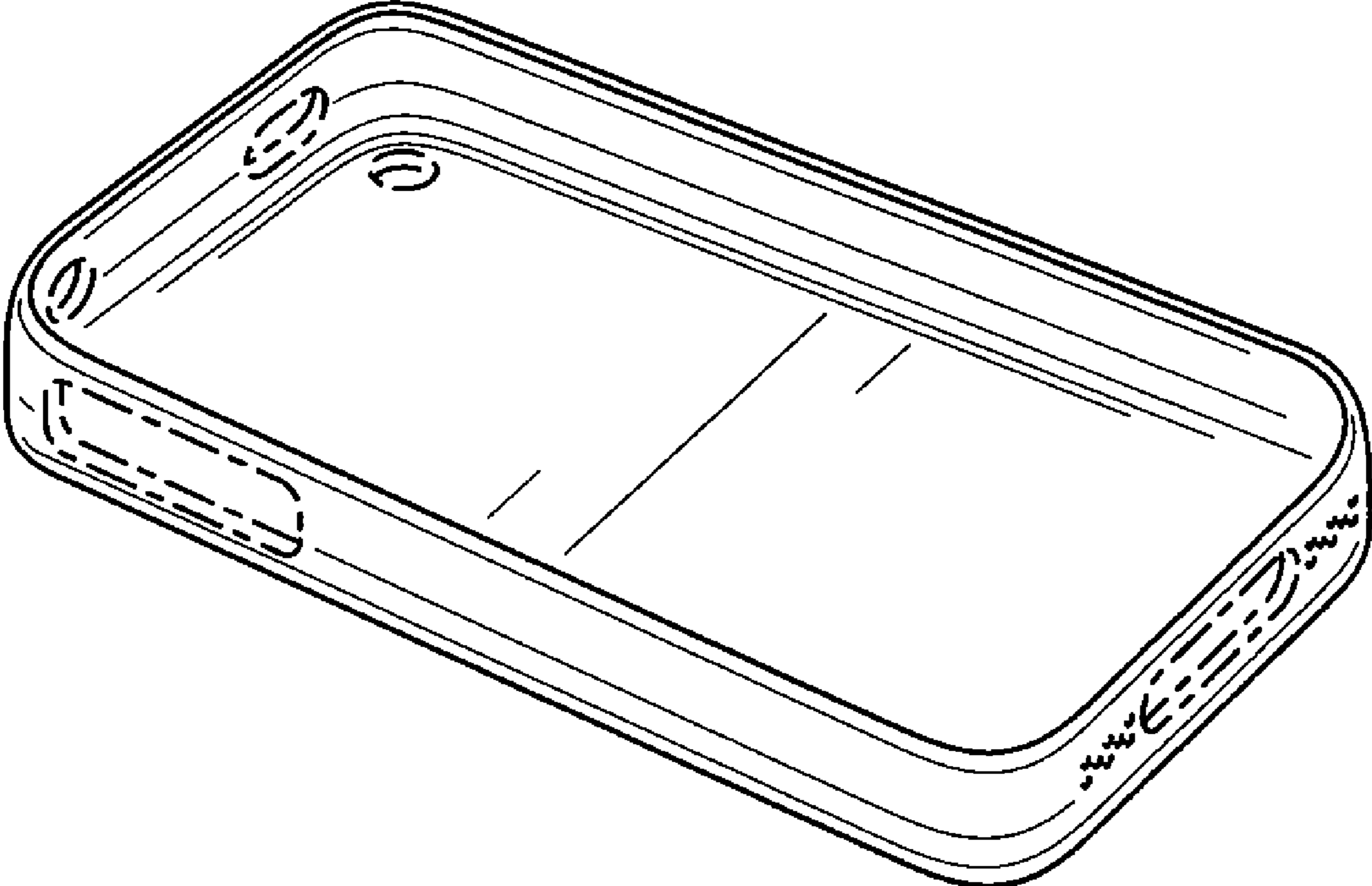


FIG. 2

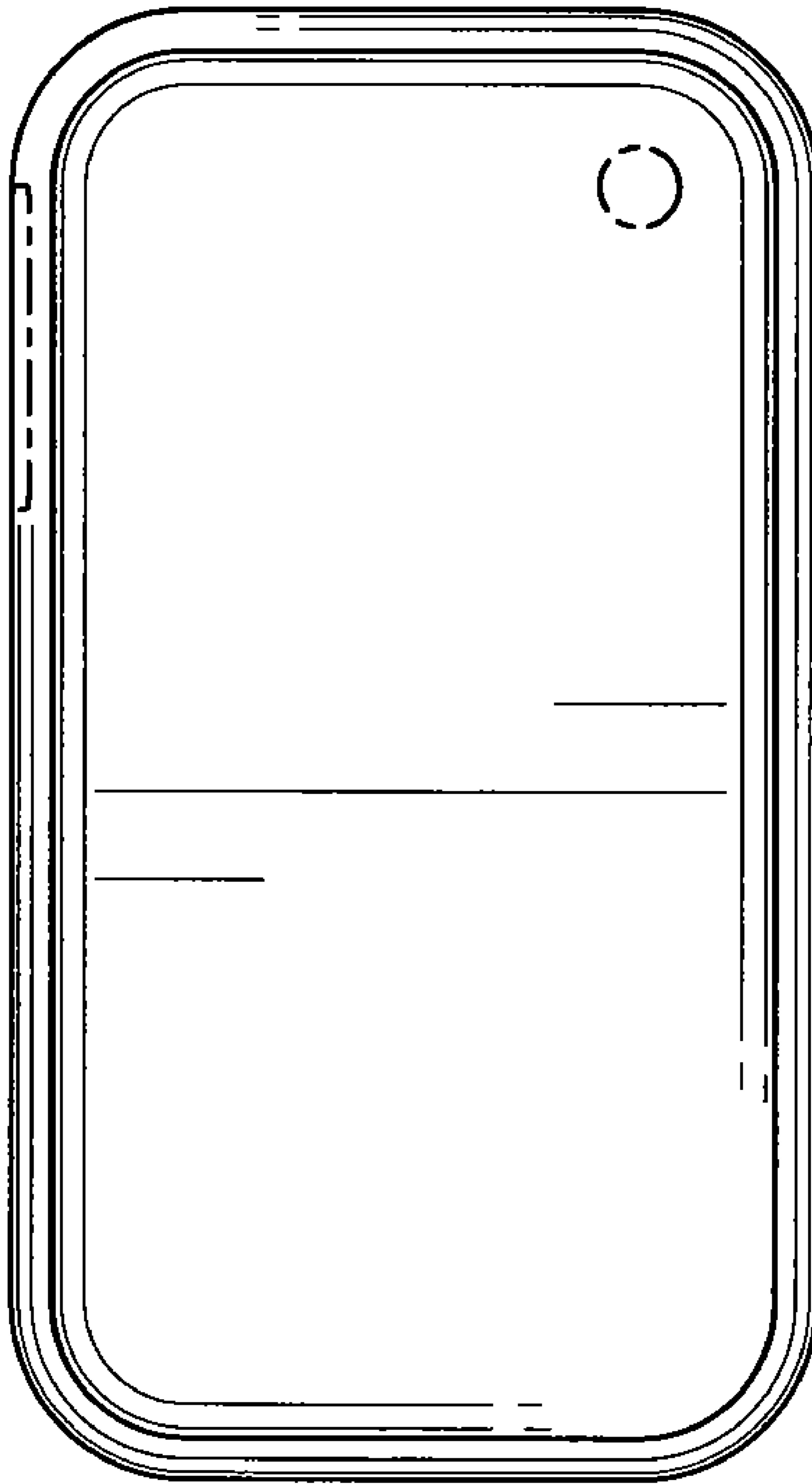


FIG. 3




FIG. 4




FIG. 5



FIG. 6

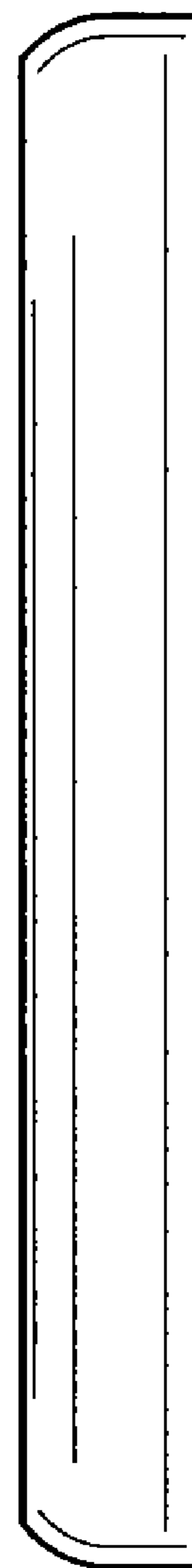


FIG. 7



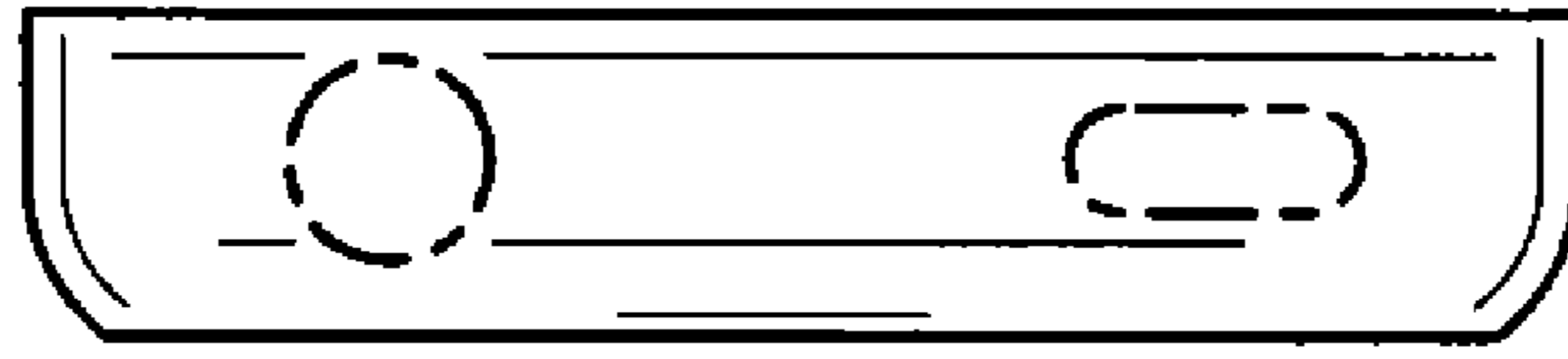


FIG. 8

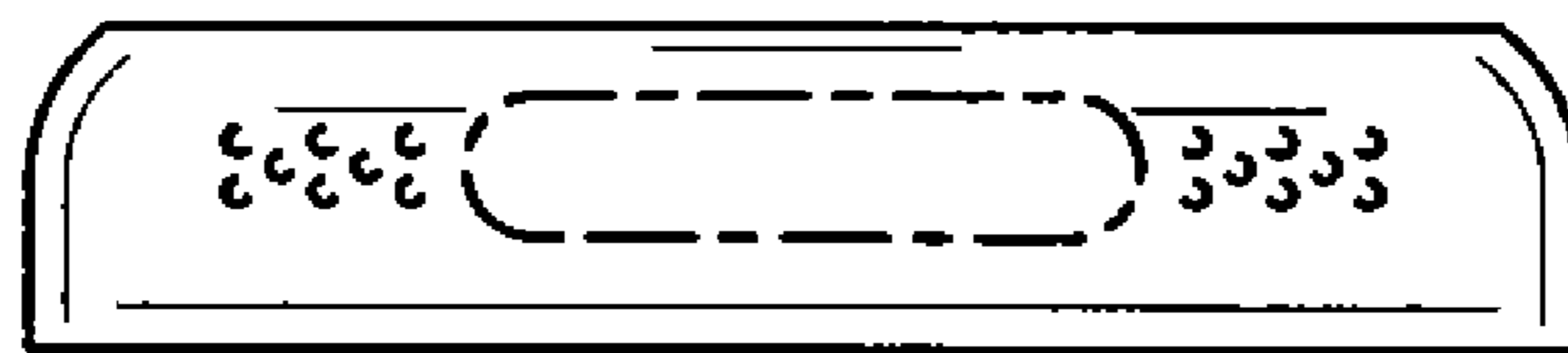


FIG. 9