



US00D574818S

(12) **United States Design Patent**
Nuovo

(10) **Patent No.:** **US D574,818 S**
(45) **Date of Patent:** **** Aug. 12, 2008**

(54) **FRONT COVER FOR A HANDSET** EM 000086129-0004 9/2005

(75) Inventor: **Frank Nuovo**, Los Angeles, CA (US)

(73) Assignee: **Nokia Corporation** (FI)

(**) Term: **14 Years**

(21) Appl. No.: **29/280,546**

(22) Filed: **May 31, 2007**

Related U.S. Application Data

(63) Continuation of application No. 29/246,359, filed on Apr. 3, 2006, now Pat. No. Des. 568,849.

(51) **LOC (8) Cl.** **14-03**

(52) **U.S. Cl.** **D14/248**

(58) **Field of Classification Search** D14/137-138,
D14/147-148, 156, 218, 247-248, 341-347,
D14/496; D16/208; D21/329, 331, 333,
D21/517; 348/14.01-14.02; 361/814; 379/433.01-433.13;
455/90.3, 556.1-556.2, 566, 575.1, 575.3,
455/575.4

See application file for complete search history.

(56) **References Cited**

U.S. PATENT DOCUMENTS

D465,482 S	11/2002	Nuovo	
D465,774 S *	11/2002	Nuovo	D14/138
D466,890 S	12/2002	Nuovo	
D499,709 S *	12/2004	Nuovo et al.	D14/138
D522,988 S *	6/2006	Sheu	D14/138
D524,276 S *	7/2006	Kim et al.	D14/138
D525,229 S *	7/2006	Friesen et al.	D14/138
D526,636 S *	8/2006	Kim et al.	D14/138

(Continued)

FOREIGN PATENT DOCUMENTS

DK	2002 00376	6/2002
EM	000086129-0001	9/2005
EM	000086129-0002	9/2005
EM	000086129-0003	9/2005

OTHER PUBLICATIONS

Bird M11, announced 1Q 2006, <URL:www.gsmarena.com>, retrieved from internet Dec. 4, 2007.*
Sagem MY V-85, announced 4Q 2005, <URL:www.gsmarena.com>, retrieved from internet Dec. 4, 2007.*

Primary Examiner—Ian Simmons
Assistant Examiner—Carla Wright
(74) *Attorney, Agent, or Firm*—Banner & Witcoff, Ltd.

(57) **CLAIM**

The ornamental design for a front cover for a handset, as shown and described.

DESCRIPTION

FIG. 1 is a front view of a front cover for a handset showing my new design in an environment of a disclaimed remainder of a handset;

FIG. 2 is a left side view thereof;

FIG. 3 is a right side view thereof;

FIG. 4 is a perspective front view thereof;

FIG. 5 is a bottom plan view thereof; and

FIG. 6 is a top plan view thereof.

FIG. 7 is a front view of a front cover for handset showing my new design in isolation;

FIG. 8 is a left side view thereof;

FIG. 9 is a right side view thereof;

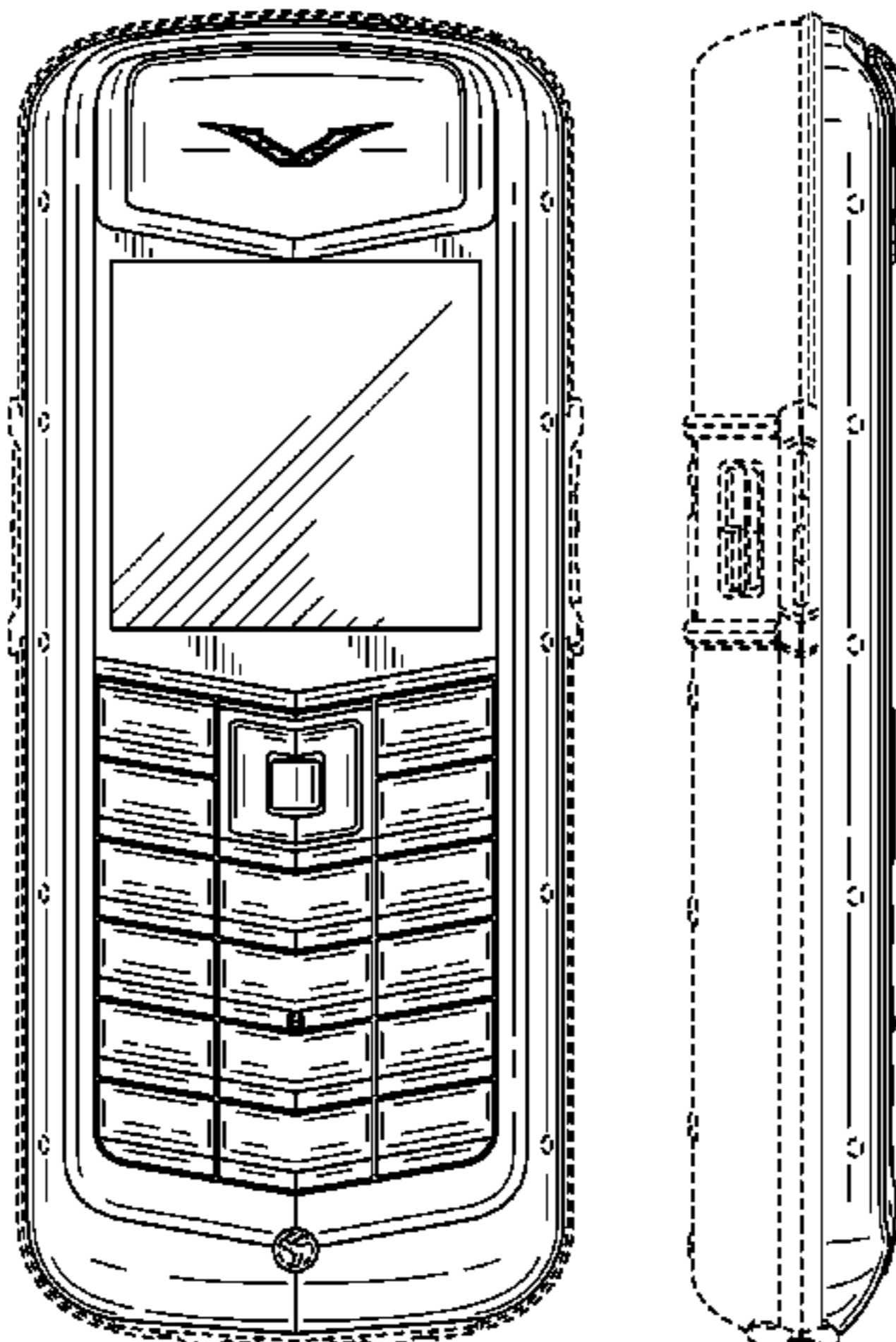
FIG. 10 is a perspective front view thereof;

FIG. 11 is a bottom plan view thereof; and,

FIG. 12 is a top plan view thereof.

The broken lines showing disclaimed regions in the figures are for illustrative purposes only and form no portion of the claimed design.

1 Claim, 8 Drawing Sheets



US D574,818 S

Page 2

U.S. PATENT DOCUMENTS

D538,770 S *	3/2007	Lyles	D14/138	D543,186 S *	5/2007	Kim et al.	D14/138
D541,246 S *	4/2007	Kim et al.	D14/138	D543,530 S *	5/2007	Ahn et al.	D14/138
D542,259 S *	5/2007	Cho et al.	D14/138	D554,101 S *	10/2007	Hu	D14/138
					2004/0180703 A1 *	9/2004	Kim et al.	455/575.1

* cited by examiner




FIG. 1

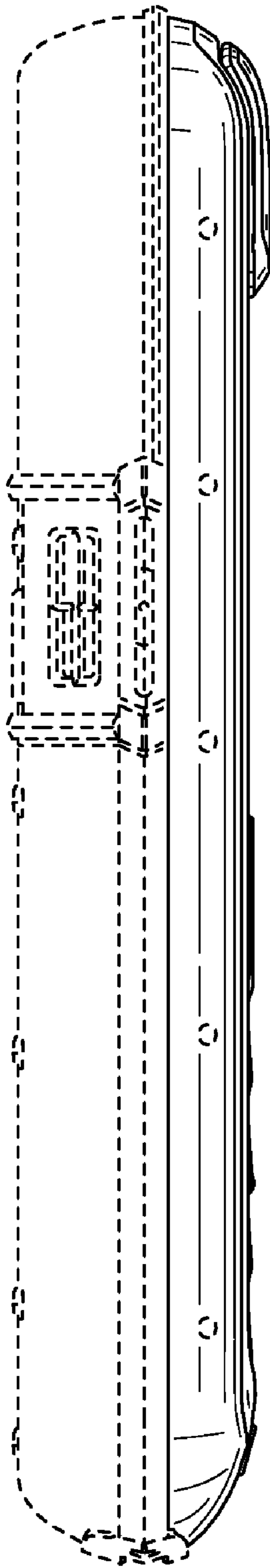


FIG. 2

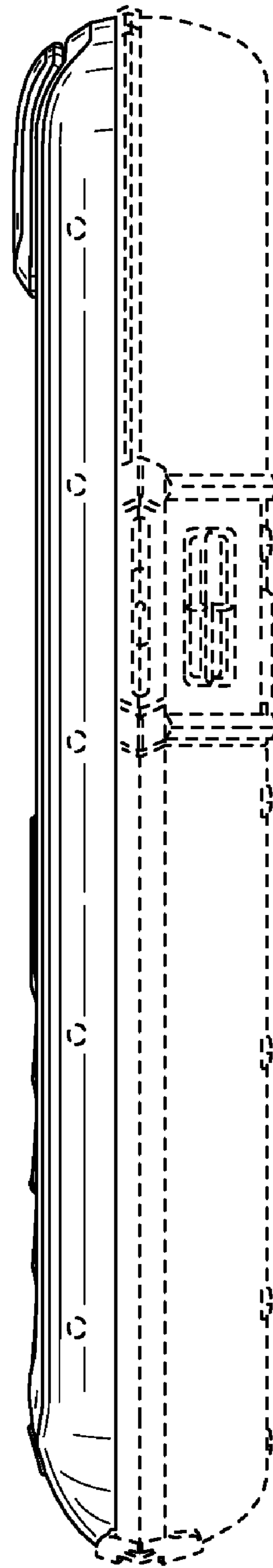


FIG. 3

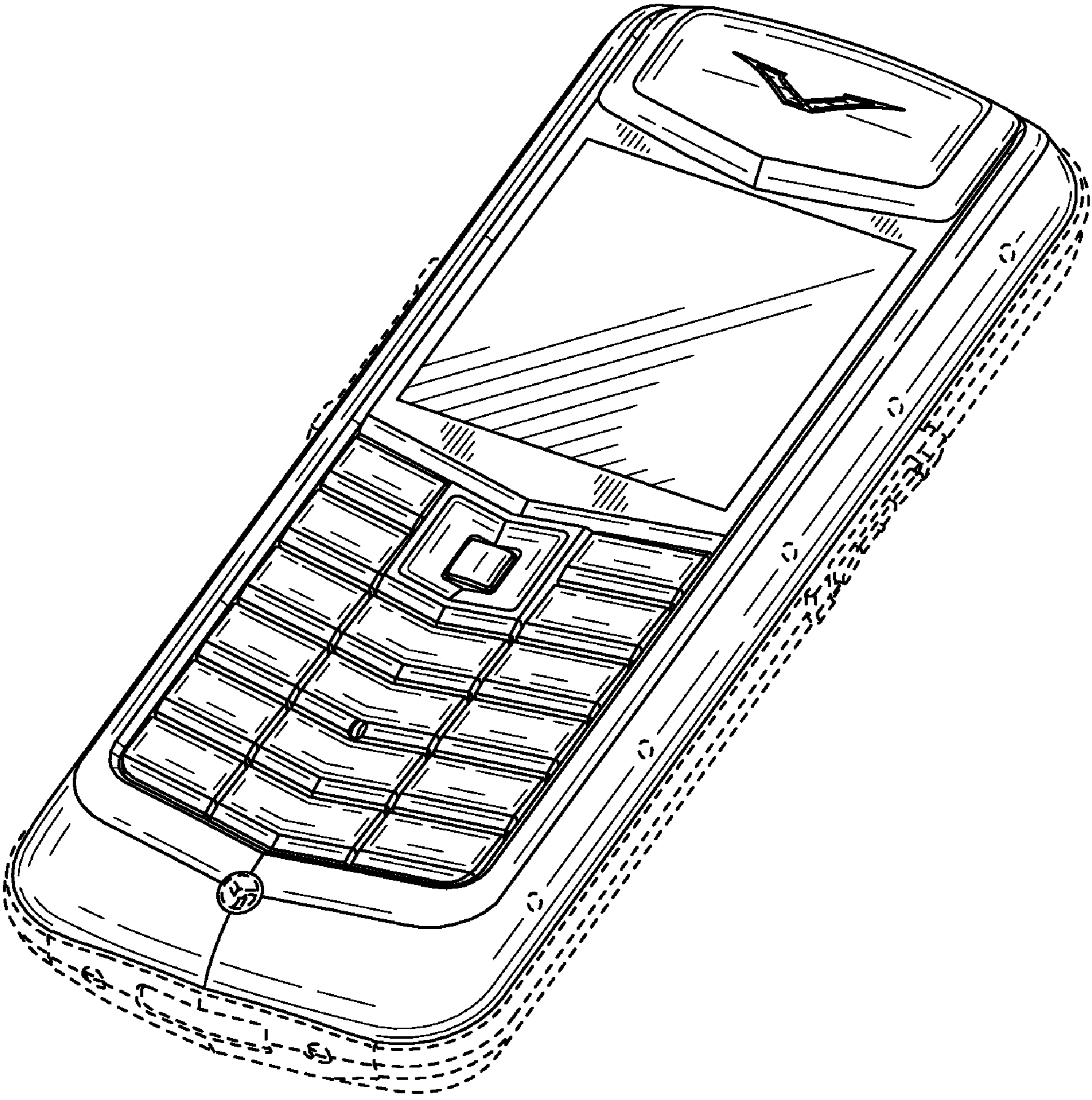


FIG. 4

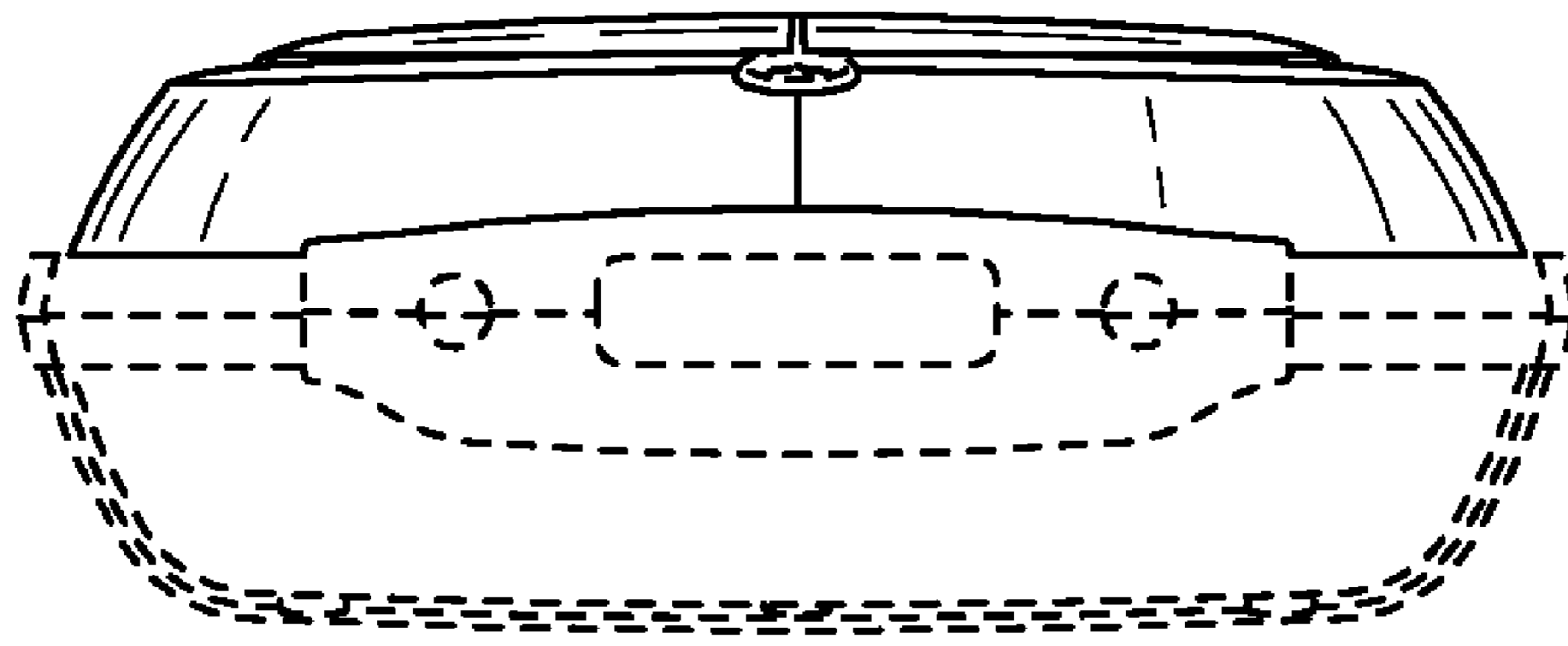


FIG. 5

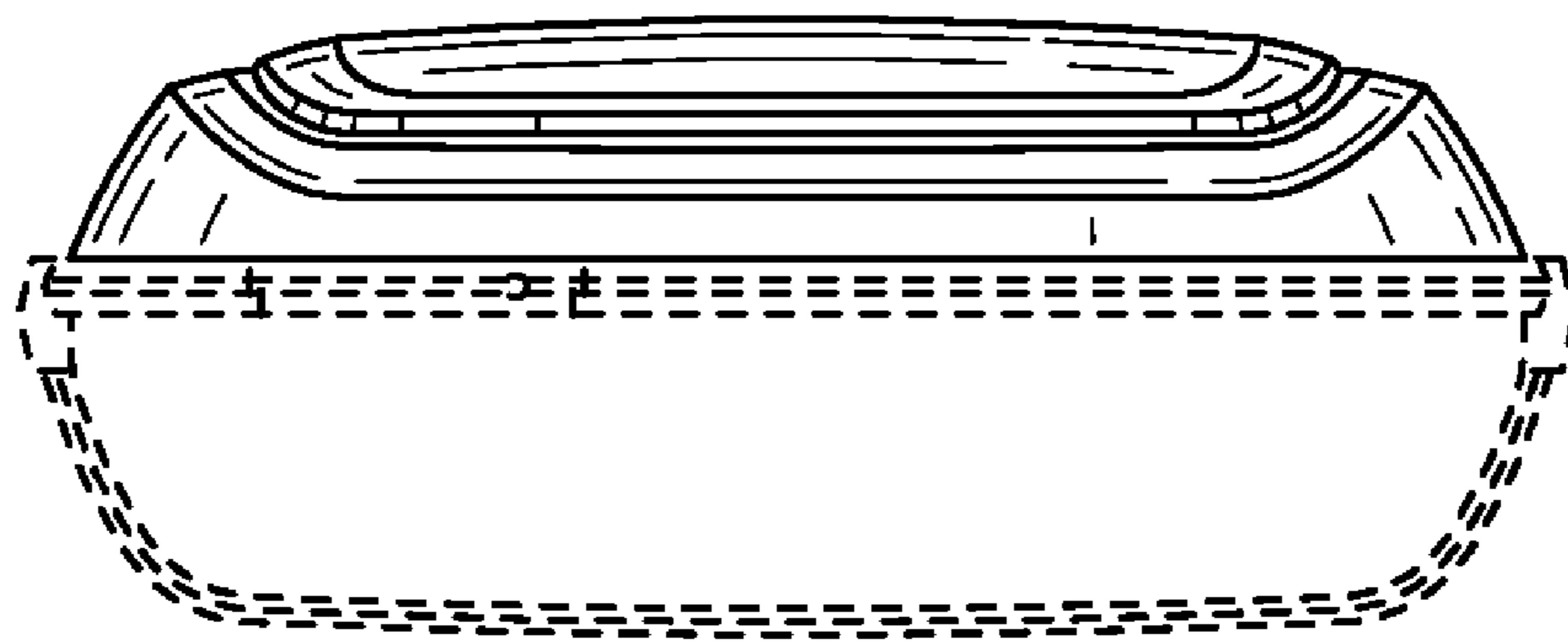


FIG. 6




FIG. 7



FIG. 8

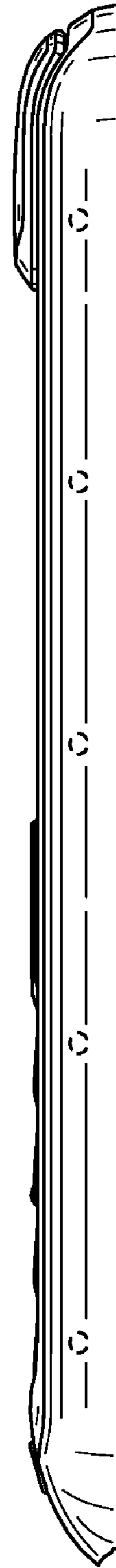


FIG. 9




FIG. 10

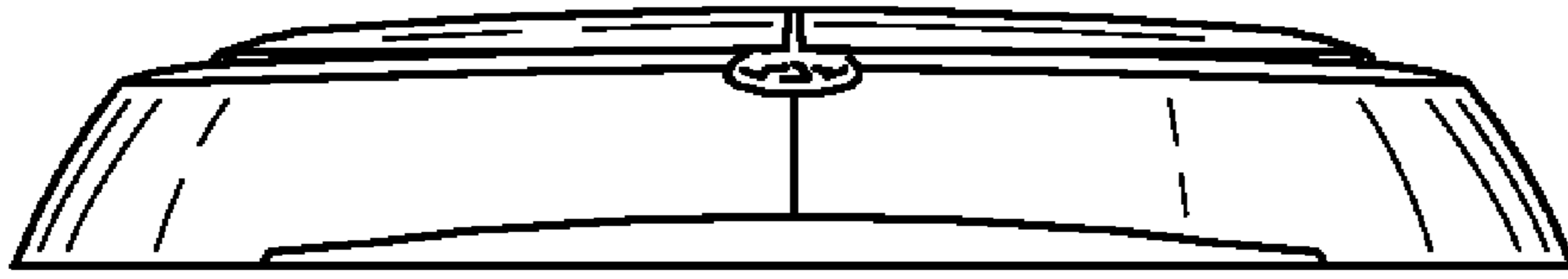


FIG. 11




FIG. 12