



US00D574765S

(12) **United States Design Patent**
Smith

(10) **Patent No.:** **US D574,765 S**
(45) **Date of Patent:** **** Aug. 12, 2008**

(54) **TIRE TREAD**

(75) Inventor: **Scott H. Smith**, New Haven, CT (US)

(73) Assignee: **Bridgestone Firestone North American Tire, LLC**, Nashville, TN (US)

(**) Term: **14 Years**

(21) Appl. No.: **29/297,970**

(22) Filed: **Nov. 26, 2007**

(51) **LOC (8) Cl.** **12-15**

(52) **U.S. Cl.** **D12/547; D12/549**

(58) **Field of Classification Search** D12/533-534,
D12/546-567, 900-901; 152/209.1, 209.8-209.13,
152/209.15, 209.18, 209.22, 209.26, 209.28,
152/455

See application file for complete search history.

(56) **References Cited**

U.S. PATENT DOCUMENTS

D191,974 S *	12/1961	Johnson	D12/547
D322,236 S *	12/1991	Maxwell et al.	D12/549
5,423,364 A	6/1995	Himuro		
5,609,699 A	3/1997	Himuro		
D395,857 S	7/1998	Yamakage		
D397,650 S	9/1998	Himuro		
D398,885 S	9/1998	Ratliff, Jr.		
D425,831 S *	5/2000	Heinen	D12/567
6,109,317 A	8/2000	Iwamura et al.		
6,123,129 A	9/2000	Himuro		
D431,800 S	10/2000	Heinen et al.		
6,164,354 A	12/2000	Yamakage		
D438,827 S	3/2001	Gerresheim et al.		
6,213,180 B1	4/2001	Himuro		
6,302,174 B1	10/2001	Suzuki		
D451,857 S *	12/2001	Heinen	D12/549
D453,718 S *	2/2002	Traulle	D12/547
D456,764 S	5/2002	Heinen et al.		
6,499,520 B1	12/2002	Yoshioka et al.		
D471,150 S	3/2003	Endo et al.		
D472,515 S	4/2003	Hutz et al.		
D473,183 S	4/2003	Murata		
6,691,753 B2	2/2004	Hanebuth et al.		
6,705,366 B2	3/2004	Himuro		
D490,363 S	5/2004	Miyasaka et al.		

D491,881 S	6/2004	Ebiko et al.		
D492,244 S *	6/2004	Fukunaga	D12/549
D492,642 S	7/2004	Heinen et al.		
D504,104 S *	4/2005	Seifert	D12/549
D504,388 S	4/2005	Umstot et al.		
D504,655 S	5/2005	Umstot		
D505,112 S *	5/2005	Heinen et al.	D12/567
D512,958 S	12/2005	Allison et al.		
D514,059 S	1/2006	Dixon		
D516,997 S	3/2006	Furusawa et al.		
D524,240 S *	7/2006	Ochi	D12/550
D526,955 S	8/2006	Heinen et al.		
D531,955 S	11/2006	Fontaine et al.		
D534,482 S	1/2007	Schmalix et al.		
D554,051 S *	10/2007	Iwabuchi	D12/550
D562,222 S *	2/2008	Fujita	D12/567
D562,223 S *	2/2008	Himuro	D12/567

* cited by examiner

Primary Examiner—Stacia Cadmus

(74) *Attorney, Agent, or Firm*—Thomas R. Kingsbury

(57) **CLAIM**

The ornamental design for a tire tread, as shown and described.

DESCRIPTION

FIG. 1 is a side perspective view of a tire tread showing our new design, it being understood that the tread pattern is repeated throughout the circumference of the tire tread, the opposite side being the same as that shown;

FIG. 2 is a front elevational view of the right side thereof, the opposite side being identical thereto; and,

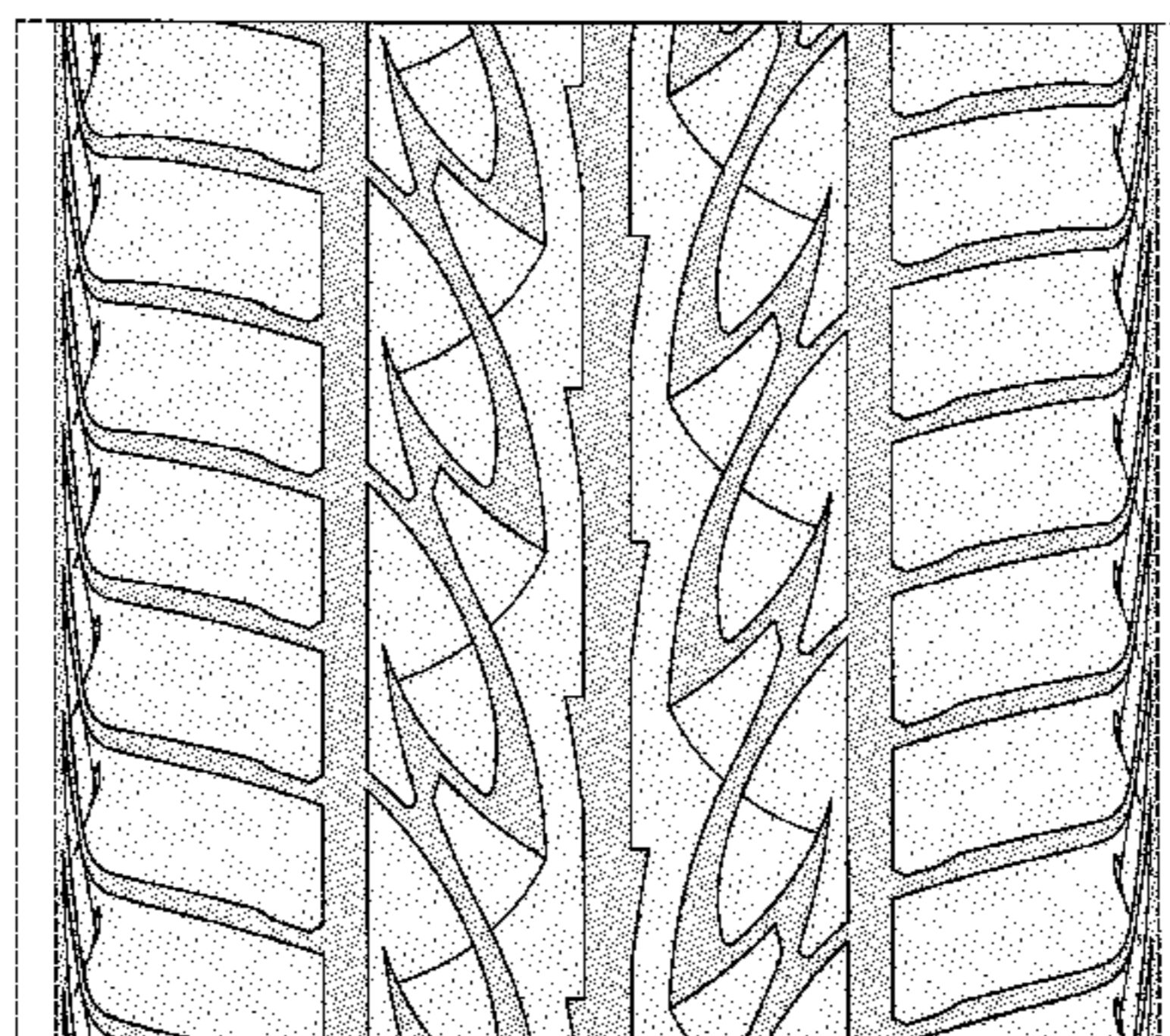
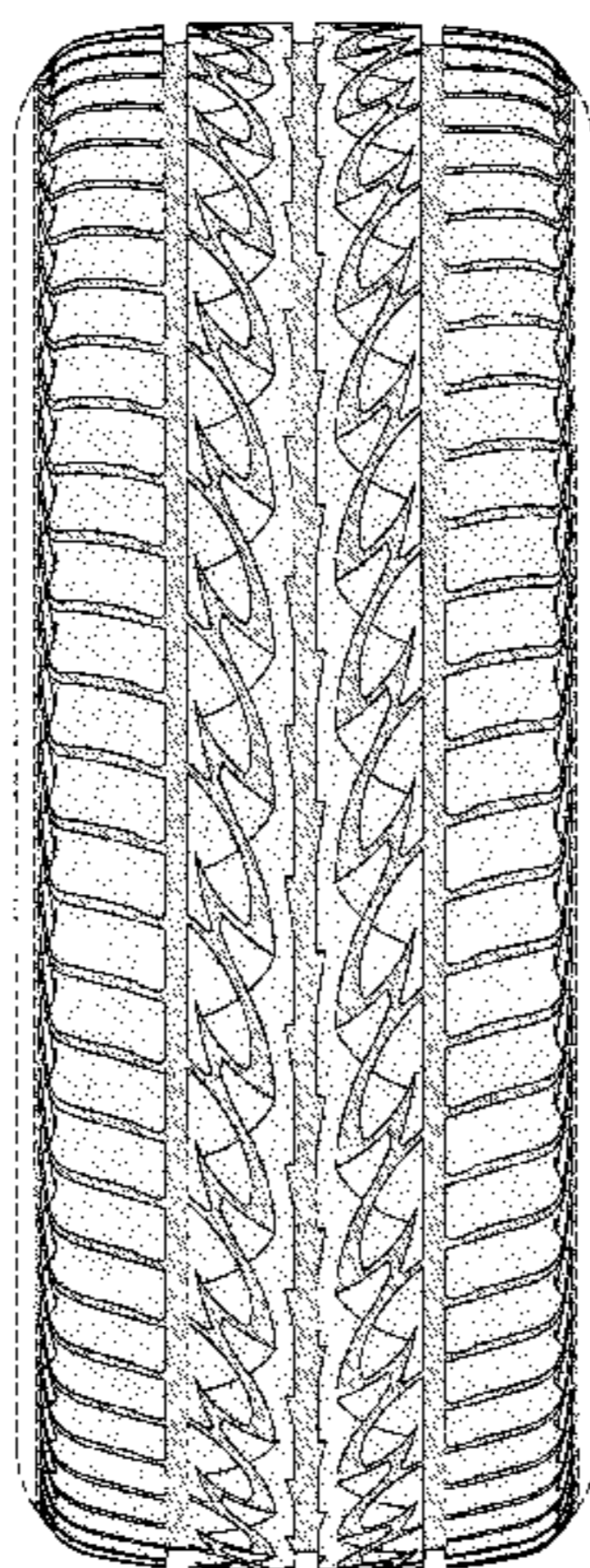
FIG. 3 is a side elevational view of the right side thereof; and,

FIG. 4 is a side elevational view of the left side thereof; and,

FIG. 5 is an enlarged fragmentary front elevational view thereof.

The broken lines defining the tire sidewall, inner bead, and the peripheral boundary between the claimed tire tread and sidewall are for illustrative purposes only and form no part of the claimed design.

1 Claim, 5 Drawing Sheets



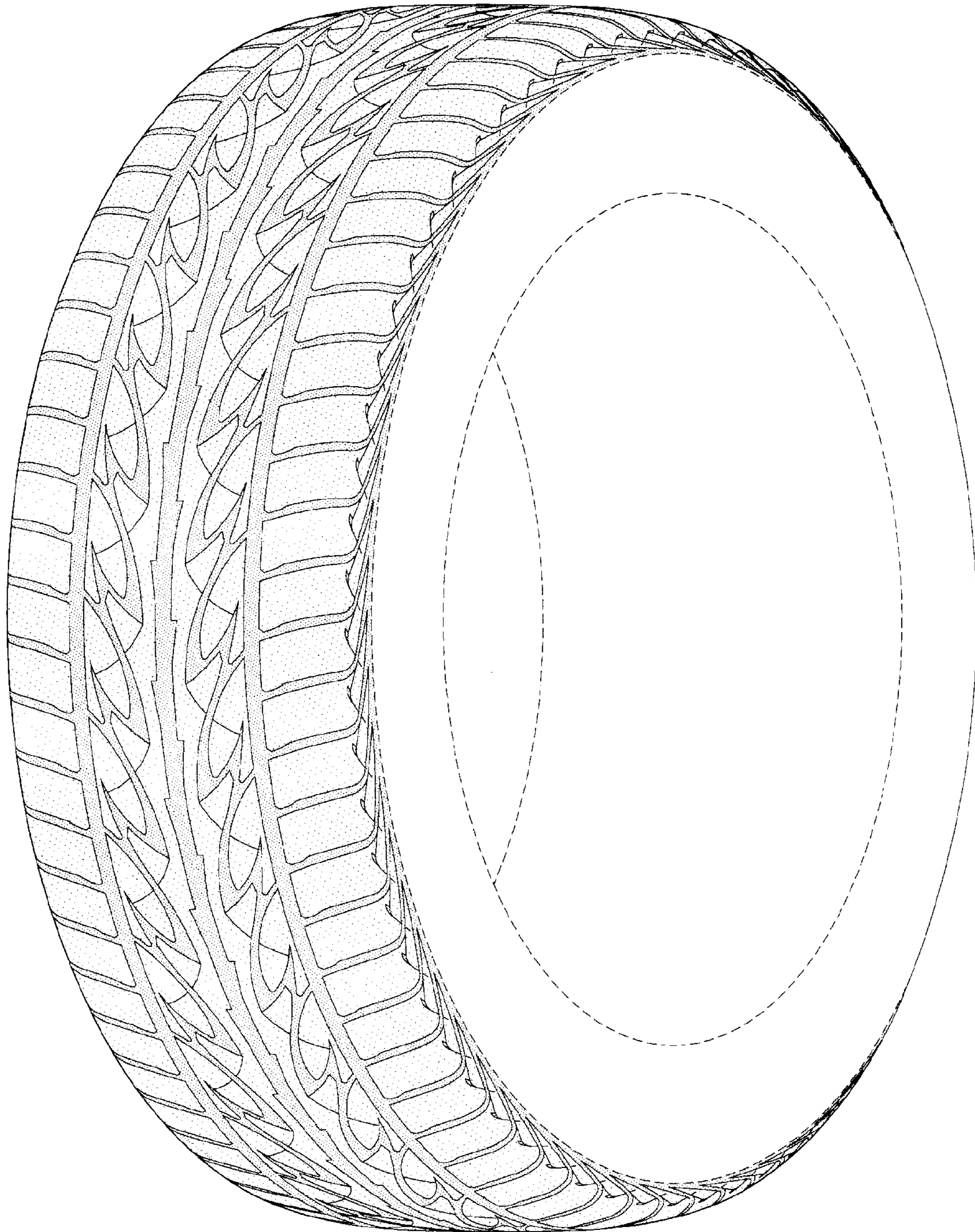


FIG-1

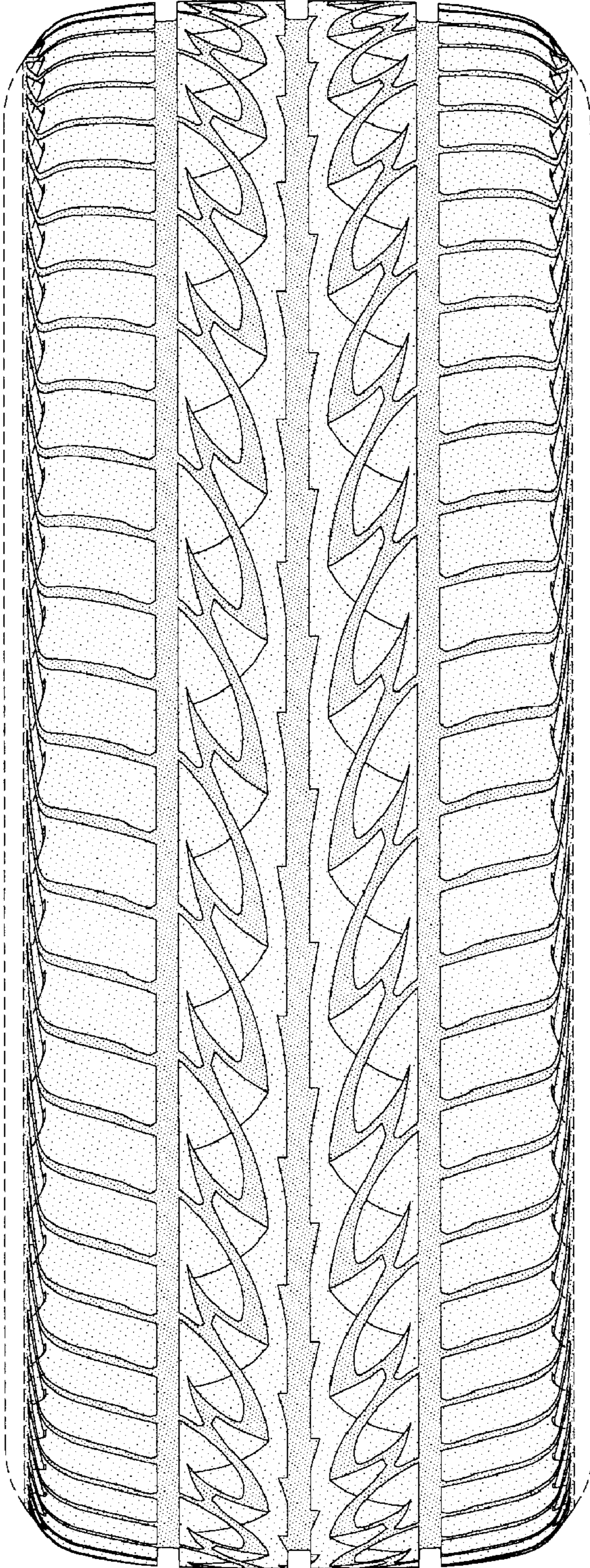


FIG-2

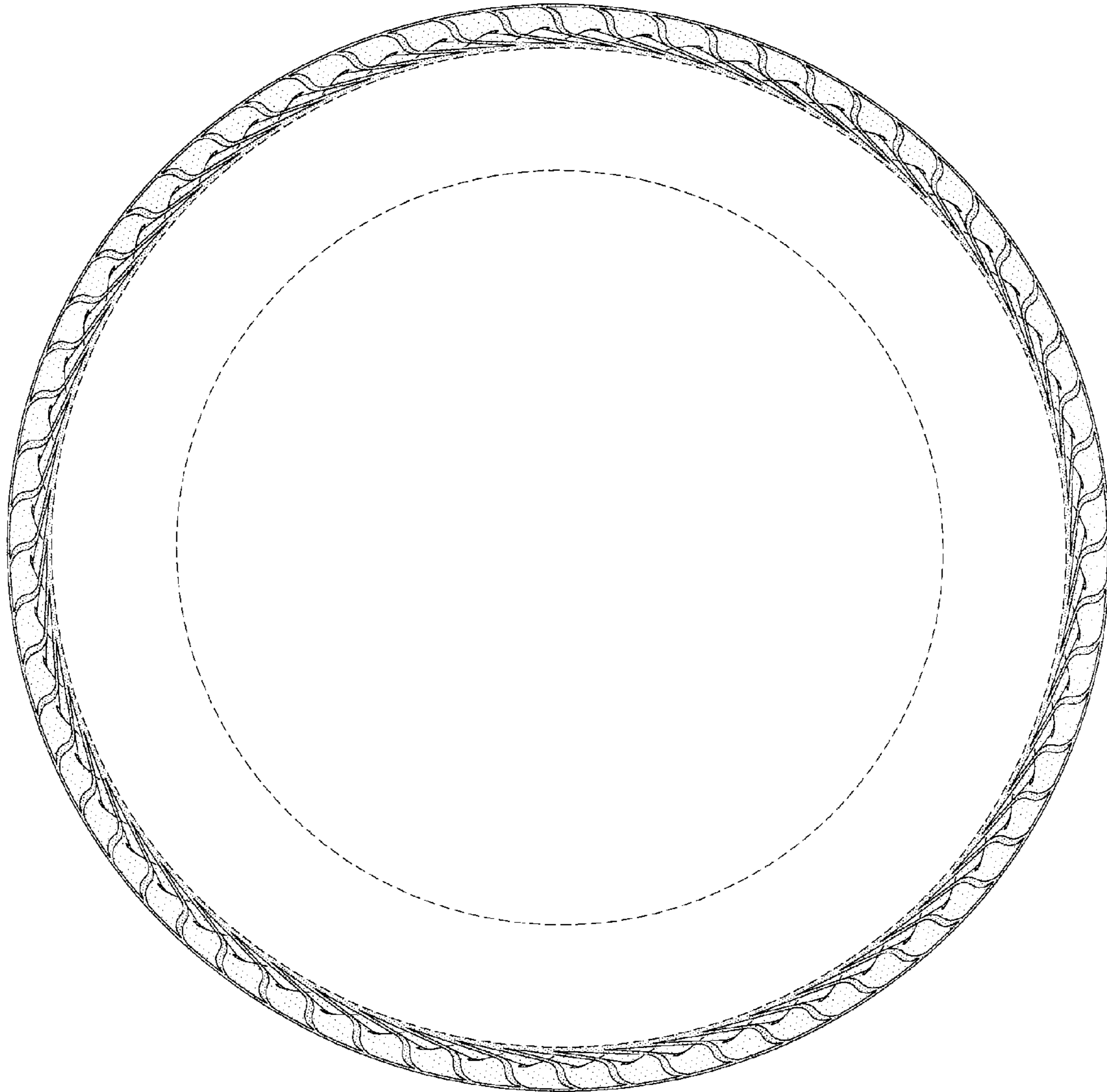


FIG-3

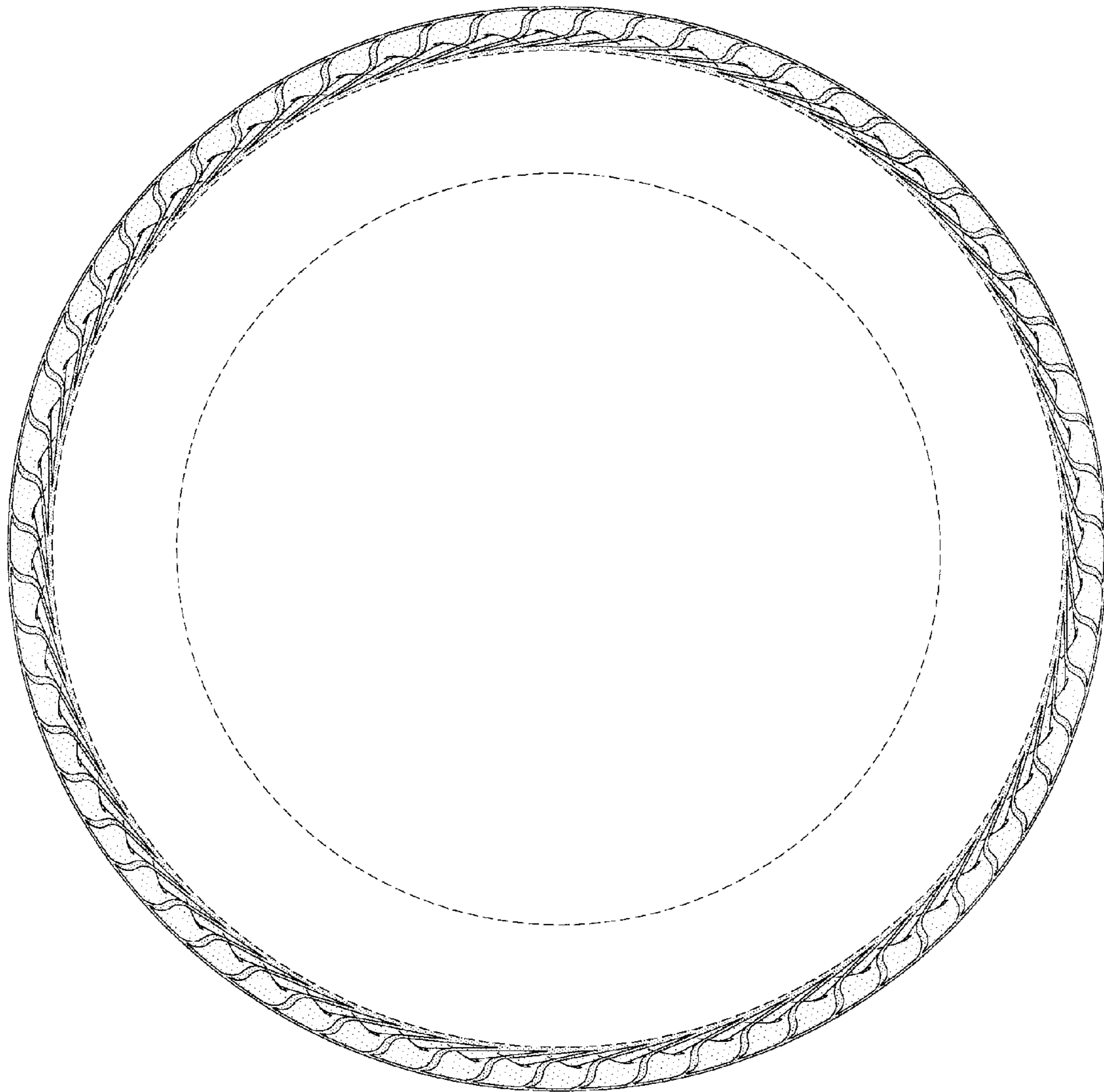


FIG-4

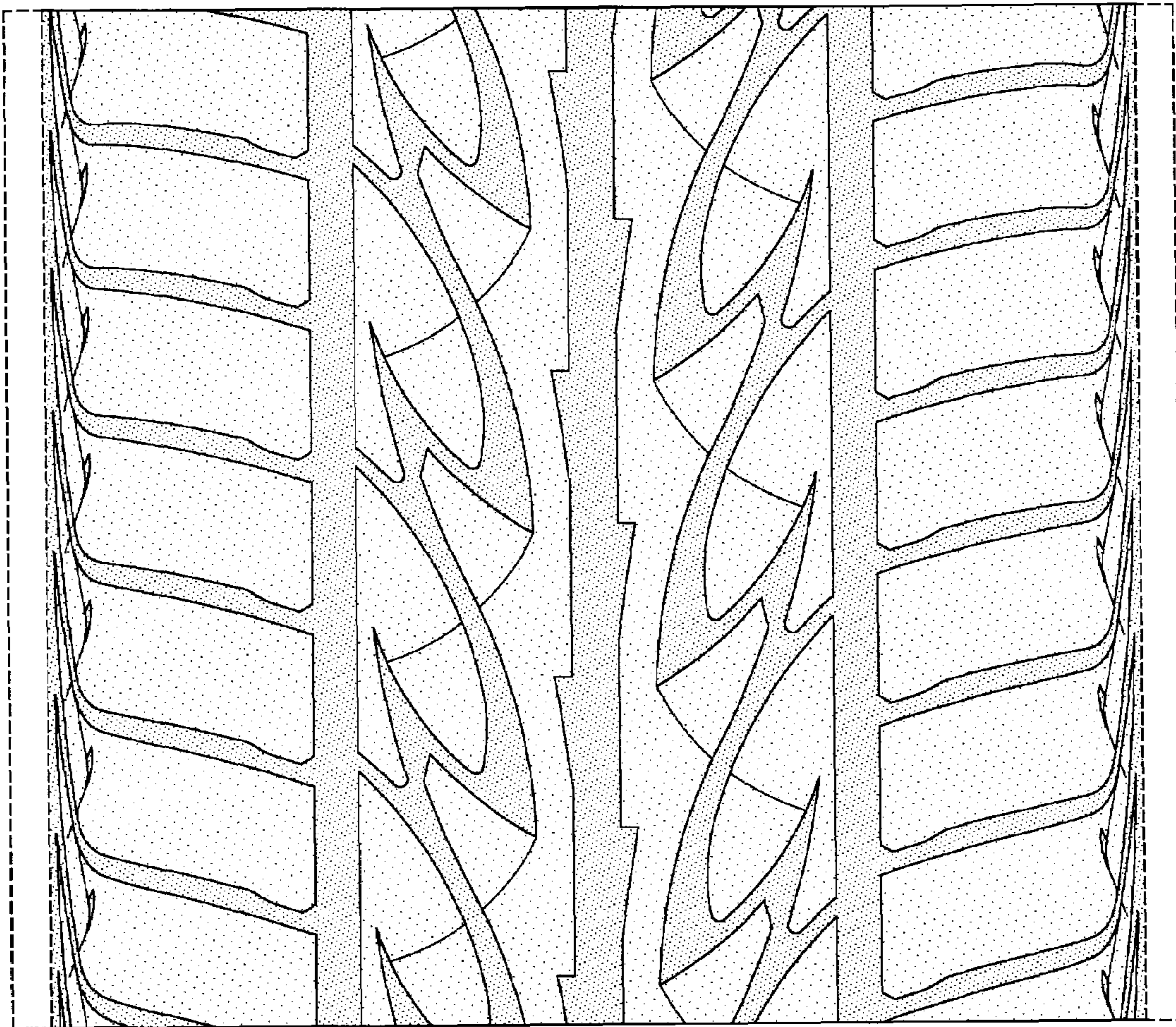


FIG-5