



US00D574758S

(12) **United States Design Patent**
Miyasato et al.

(10) **Patent No.:** **US D574,758 S**

(45) **Date of Patent:** **** Aug. 12, 2008**

(54) **SHOCK ABSORBER**

(75) Inventors: **Eiko Miyasato**, Tsukubamirai (JP);
Junya Kaneko, Tsukubamirai (JP);
Youji Takakuwa, Tsukubamirai (JP);
Kengo Monden, Tsukubamirai (JP);
Soichi Sato, Tsukubamirai (JP);
Masayuki Ishikawa, Tsukubamirai (JP)

(73) Assignee: **SMC Corporation**, Chiyoda-ku, Tokyo (JP)

(**) Term: **14 Years**

(21) Appl. No.: **29/285,975**

(22) Filed: **Apr. 18, 2007**

(30) **Foreign Application Priority Data**

Oct. 30, 2006 (JP) 2006-029590

(51) **LOC (8) Cl.** **12-16**

(52) **U.S. Cl.** **D12/159**

(58) **Field of Classification Search** D12/159;
267/64.26, 34; D15/143, 145, 122, 138,
D15/199, 179

See application file for complete search history.

(56) **References Cited**

U.S. PATENT DOCUMENTS

3,445,103 A * 5/1969 Hennells 267/64.15

3,799,530 A * 3/1974 Stembridge 267/130
3,885,776 A * 5/1975 Blatt 267/34
4,257,499 A * 3/1981 Deschner 188/287
4,284,177 A * 8/1981 Domek 188/280
4,948,103 A * 8/1990 Bowden et al. 267/34
6,126,154 A * 10/2000 Shepherd 267/150
2001/0052441 A1 * 12/2001 Schmidt 188/280

* cited by examiner

Primary Examiner—Louis S Zarfaz

Assistant Examiner—Michael A Pratt

(74) *Attorney, Agent, or Firm*—Peter Ganjian

(57) **CLAIM**

The ornamental design for a shock absorber, as shown and described.

DESCRIPTION

FIG. 1 shows a front view of a shock absorber showing my new design;

FIG. 2 shows a rear view thereof;

FIG. 3 shows a top view thereof;

FIG. 4 shows a bottom view thereof;

FIG. 5 shows a left side view thereof;

FIG. 6 shows a right side view thereof; and,

FIG. 7 shows a perspective view thereof.

1 Claim, 2 Drawing Sheets




FIG. 1




FIG. 2




FIG. 3




FIG. 4




FIG. 5

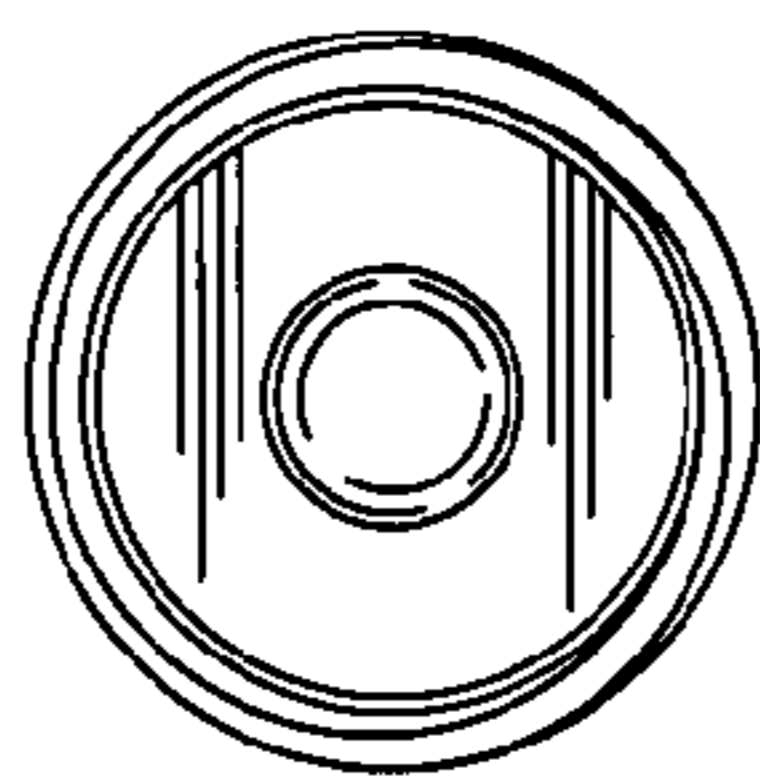


FIG. 6

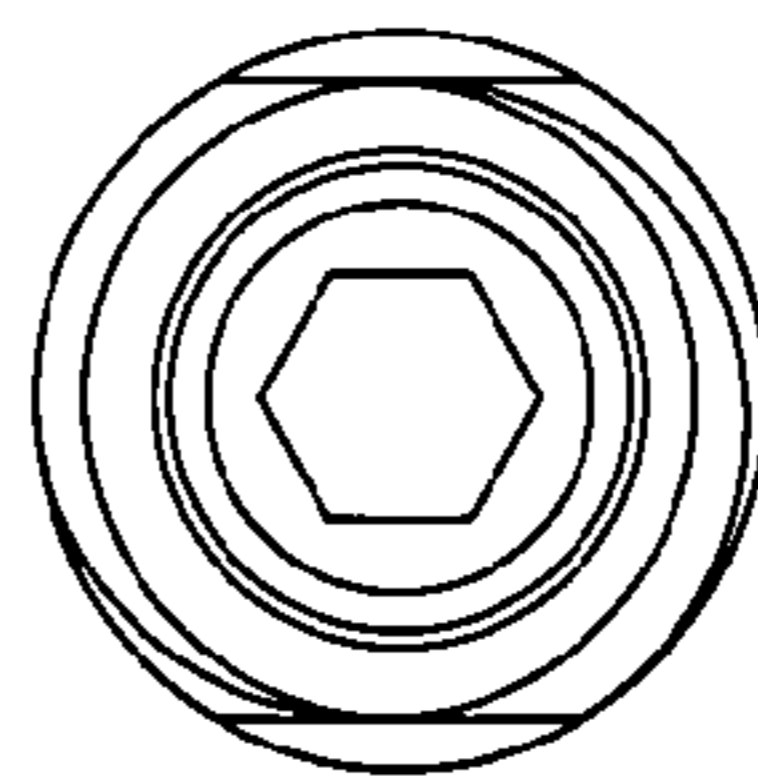


FIG. 7

