



US00D574748S

(12) **United States Design Patent**
Chen

(10) **Patent No.:** **US D574,748 S**

(45) **Date of Patent:** **** Aug. 12, 2008**

(54) **BELL ORNAMENT**

(76) **Inventor:** **Tsung-Wei Chen**, No. 138, Lane 485,
TaPu Road, Nan Yao Li, Changhua City
(TW)

(**) **Term:** **14 Years**

(21) **Appl. No.:** **29/283,666**

(22) **Filed:** **Aug. 21, 2007**

(51) **LOC (8) Cl.** **11-05**

(52) **U.S. Cl.** **D11/121; D11/117; D11/125**

(58) **Field of Classification Search** D11/40,
D11/41, 43, 44, 79, 81, 84, 117, 118, 119,
D11/120, 121, 124, 125, 127, 131, 157, 158;
428/7, 8, 9, 11, 17, 21

See application file for complete search history.

(56) **References Cited**

U.S. PATENT DOCUMENTS

D180,438 S *	6/1957	Burnbaum	D11/125
2,800,187 A *	7/1957	Lehder	169/26
2,907,130 A *	10/1959	Burnbaum	428/8
D191,965 S *	12/1961	Drieiding	D9/426
3,132,988 A *	5/1964	Fowler	428/11
D202,192 S *	9/1965	Burnbaum	D11/121
D206,444 S *	12/1966	Moranduzzo	D11/125
D232,236 S *	7/1974	La Horde	D23/209
3,829,348 A *	8/1974	Spiegel et al.	428/11
4,358,487 A *	11/1982	Walker	428/11
5,399,391 A *	3/1995	Perez-Viera et al.	428/11
D405,714 S *	2/1999	Lewis	D11/121

D415,446 S *	10/1999	Kattan	D11/43
D432,453 S *	10/2000	Franzen	D11/131
D498,701 S *	11/2004	Libuda et al.	D11/125
D520,898 S *	5/2006	Sugama	D11/79

* cited by examiner

Primary Examiner—Stella M. Reid

Assistant Examiner—Elizabeth J Oswecki

(74) *Attorney, Agent, or Firm*—Rabin & Berdo, P.C.

(57) **CLAIM**

The ornamental design for a bell ornament, as shown and described.

DESCRIPTION

The patent or application file contains at least one drawing executed in color. Copies of this patent or patent application publication with color drawings(s) will be provided by the Office upon request and payment of the necessary fee.

FIG. 1 is a perspective view of a bell ornament showing my new design;



FIG. 2 is a front elevation view thereof, the rear elevation view being a mirror image;

FIG. 3 is a left side elevation view thereof, the right side elevation view being a mirror image;

FIG. 4 is a top plan view thereof; and,

FIG. 5 is a bottom plan view thereof.

1 Claim, 3 Drawing Sheets
(3 of 3 Drawing Sheet(s) Filed in Color)






Fig. 1




Fig. 2




Fig. 3

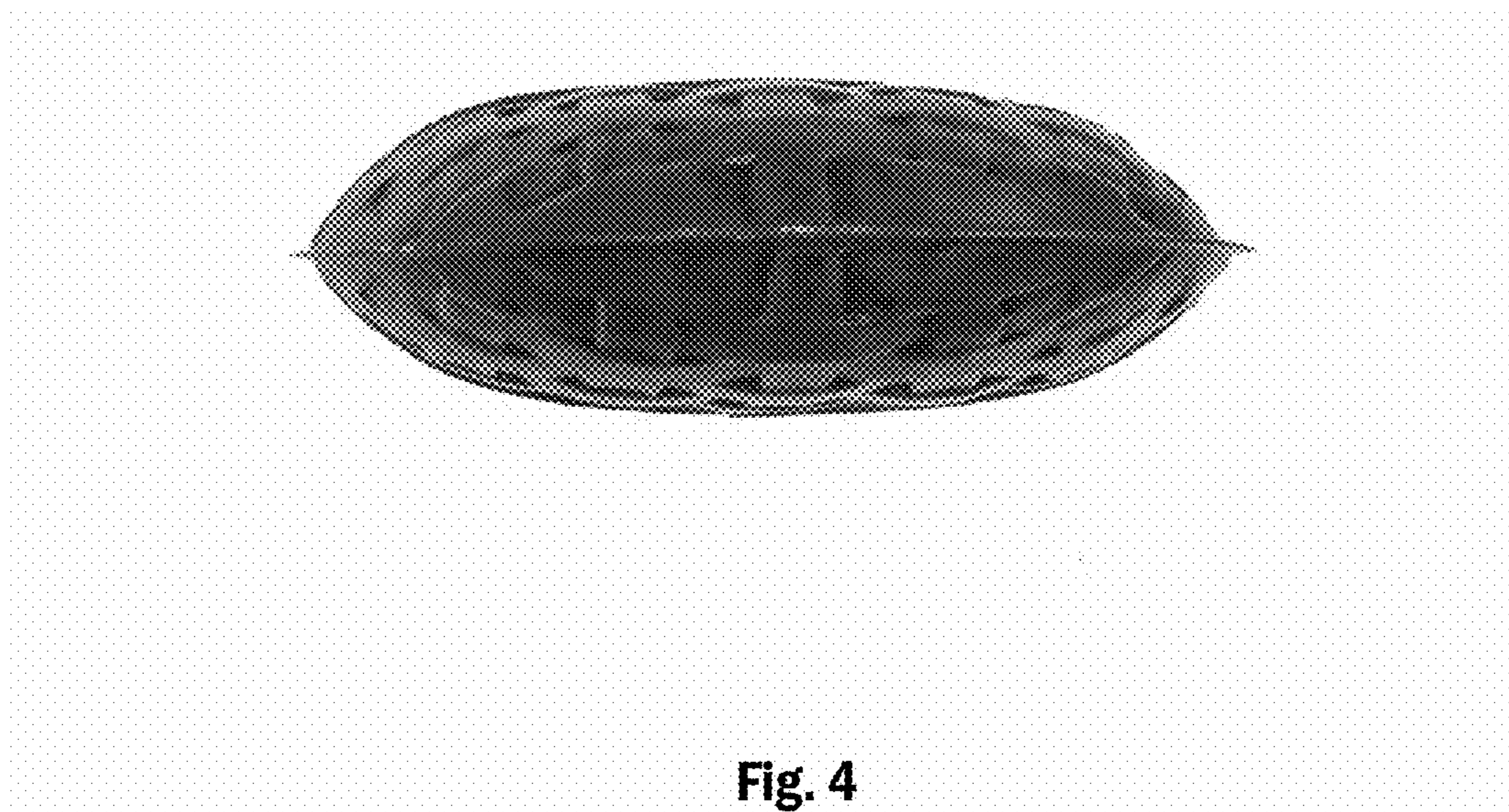


Fig. 4




Fig. 5