



US00D574736S

(12) **United States Design Patent**
Actis-Datta

(10) **Patent No.:** **US D574,736 S**

(45) **Date of Patent:** **** Aug. 12, 2008**

(54) **WATCH-CASE**

(75) Inventor: **Sébastien Actis-Datta**, Villars-Tiercelin (CH)

(73) Assignee: **Raymond Weil S.A.**, Grand Lancy (CH)

(**) Term: **14 Years**

(21) Appl. No.: **29/306,083**

(22) Filed: **Apr. 2, 2008**

Related U.S. Application Data

(62) Division of application No. 29/281,980, filed on Jul. 9, 2007, now Pat. No. Des. 570,231.

Foreign Application Priority Data

Jan. 23, 2007 (WO) DM/068 526

(51) **LOC (8) Cl.** **10-02**

(52) **U.S. Cl.** **D10/38**

(58) **Field of Classification Search** D10/30-39,
D10/122-132; 368/276, 281, 282, 285, 294,
368/295, 308, 319

See application file for complete search history.

(56) **References Cited**

U.S. PATENT DOCUMENTS

- 2,361,563 A * 10/1944 Pellaton 368/80
- D195,421 S * 6/1963 Huguenin D10/39
- 3,307,346 A * 3/1967 Klingenberg 368/294
- 3,475,902 A * 11/1969 Wessel 368/10
- D221,289 S * 7/1971 VanHaaften D10/39
- D311,694 S * 10/1990 Woomer D10/39

- 5,220,541 A * 6/1993 Vuilleumier 368/88
- 5,339,293 A * 8/1994 Kamiyama et al. 368/21
- D362,395 S * 9/1995 Chodat D10/30
- D384,295 S * 9/1997 Riley D10/30
- D415,043 S * 10/1999 Fichter D10/39
- D459,239 S * 6/2002 Baumann D10/32
- D465,739 S * 11/2002 Arabov D10/39
- D484,815 S * 1/2004 Baumann D10/32
- D502,880 S * 3/2005 Bernheim D10/32
- D506,936 S * 7/2005 Takahashi D10/32
- D524,171 S * 7/2006 Monachon D10/32
- D538,182 S * 3/2007 Lalo D10/32
- D538,184 S * 3/2007 Scheufele D10/39
- D555,515 S * 11/2007 Krieger D10/31

* cited by examiner

Primary Examiner—Lucy Lieberman

(74) *Attorney, Agent, or Firm*—Collen IP; Donald J. Ranft

(57) **CLAIM**

The ornamental design for a watch-case, as shown and described.

DESCRIPTION

FIG. 1 is a front view of my new and ornamental design for a watch-case;

FIG. 2 is a rear view thereof;

FIG. 3 is a bottom view thereof;

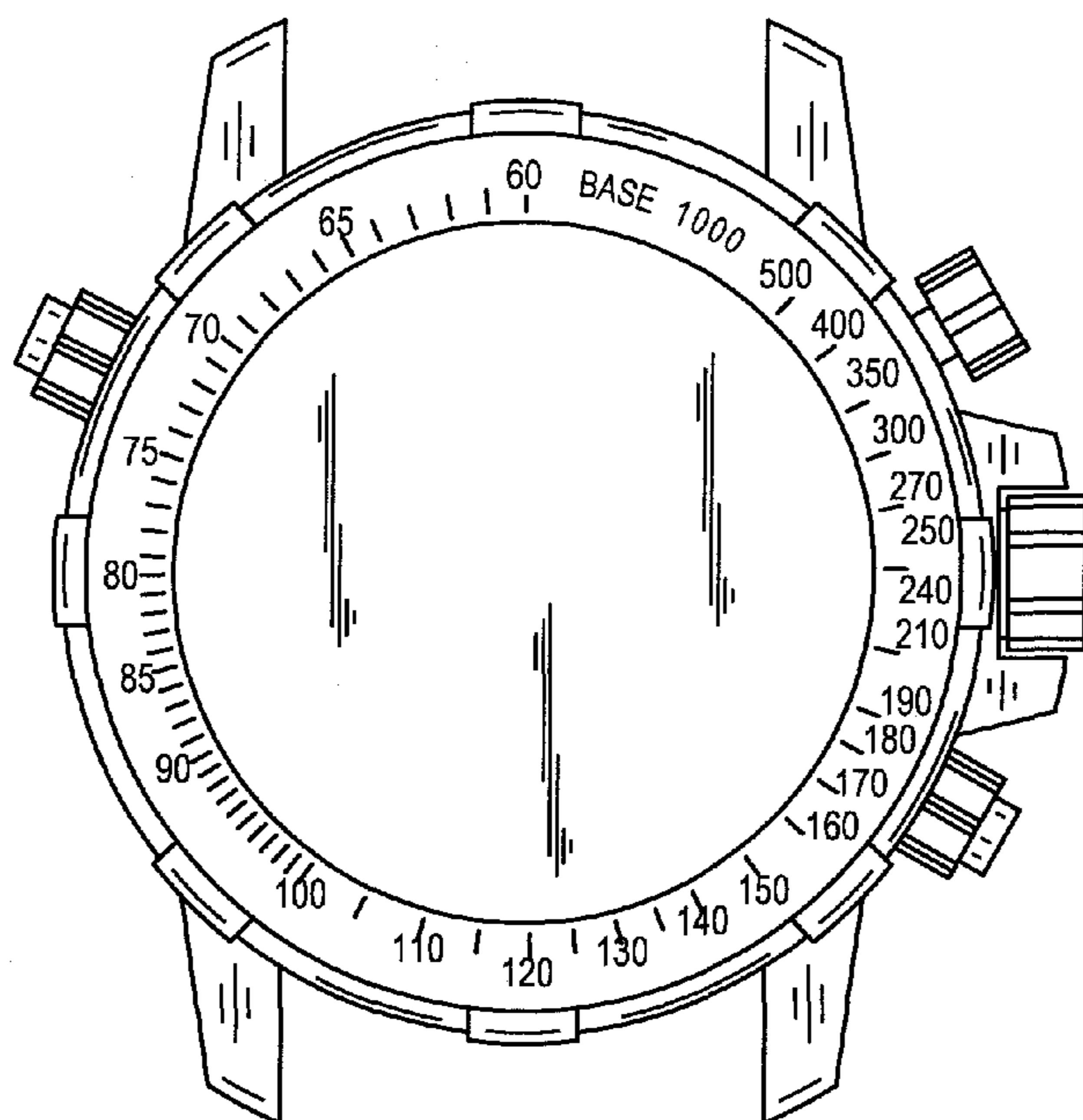
FIG. 4 is a top view thereof;

FIG. 5 is a right side view thereof;

FIG. 6 is a left side view thereof; and,

FIG. 7 is a front perspective view thereof.

1 Claim, 3 Drawing Sheets



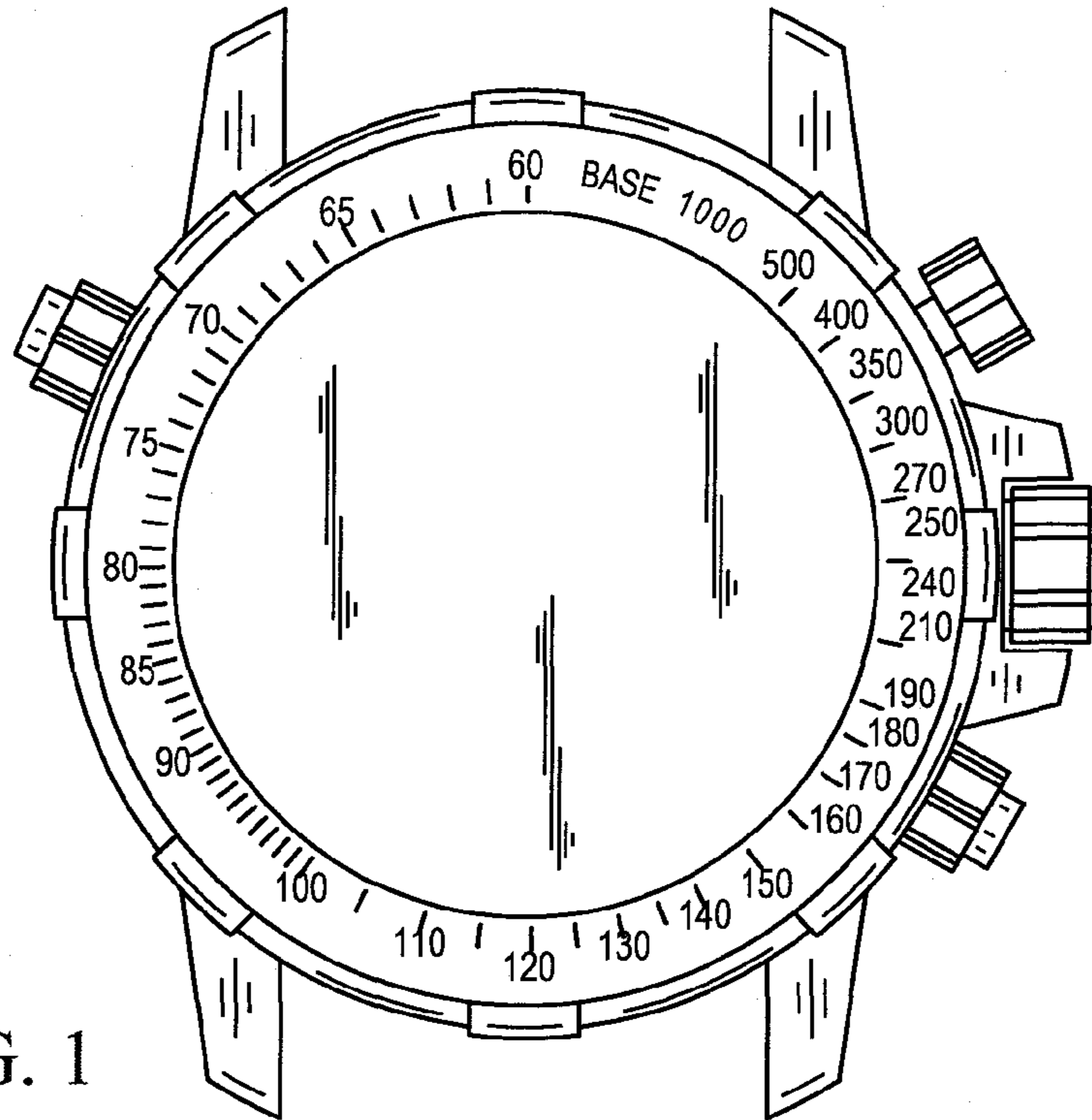


FIG. 1

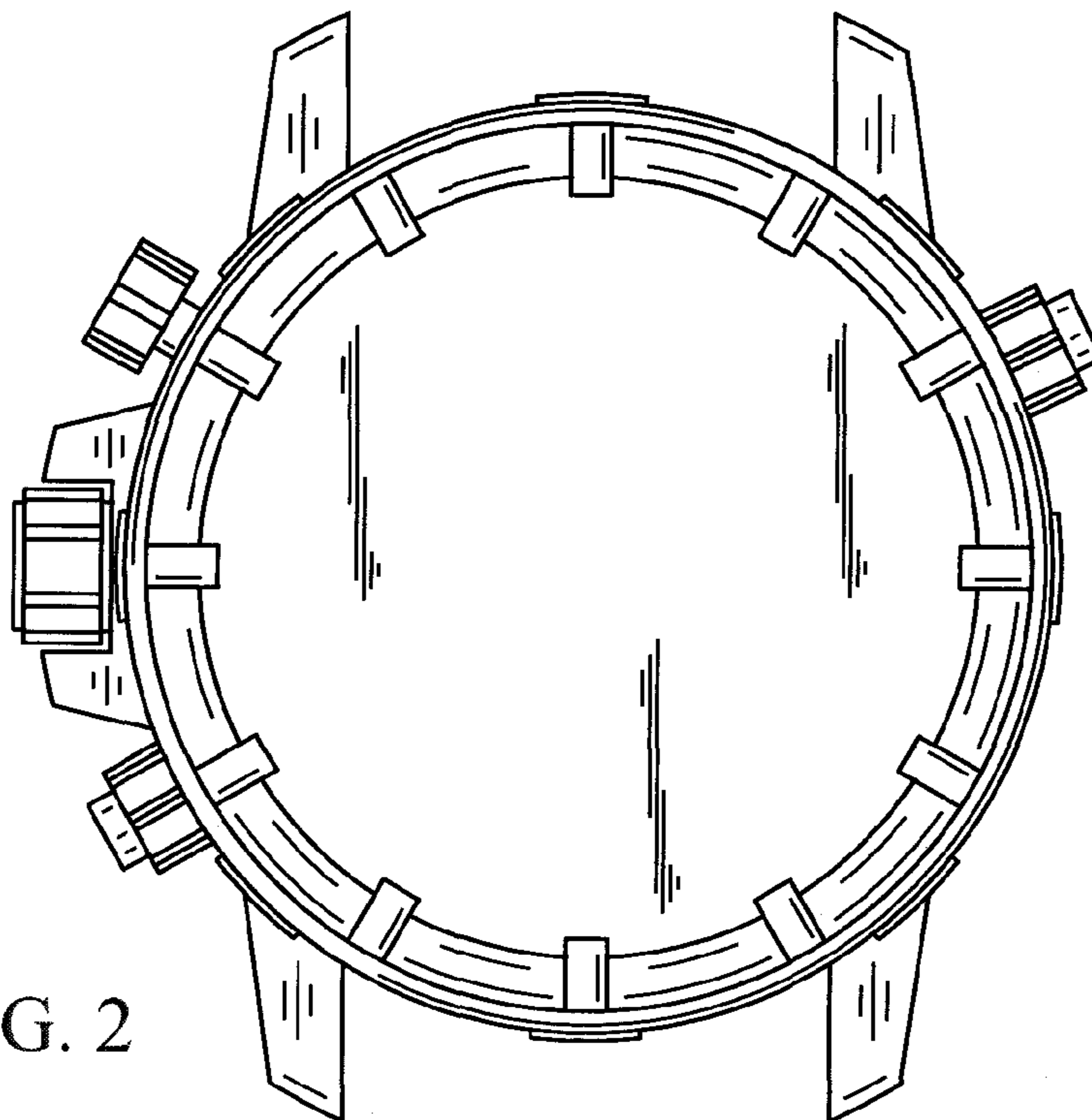


FIG. 2

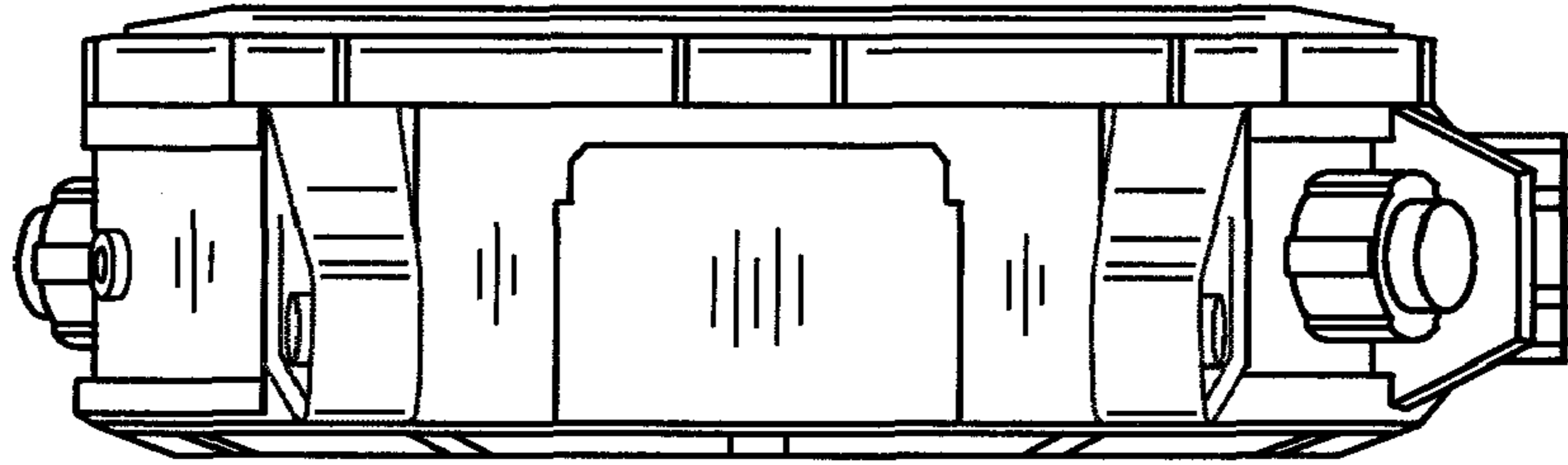


FIG. 3

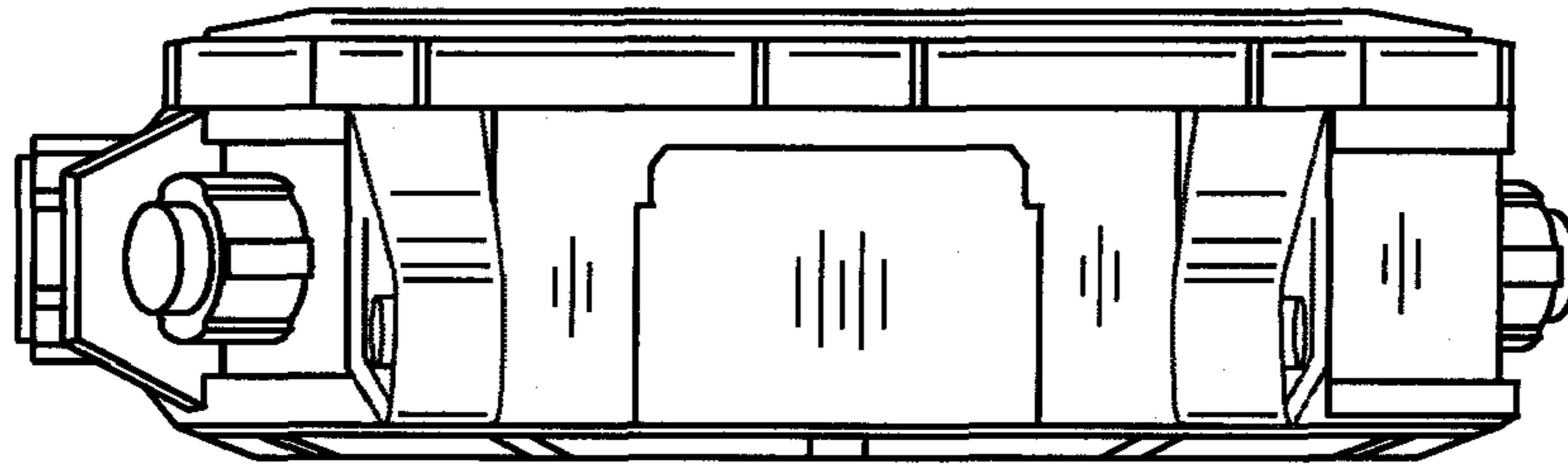


FIG. 4




FIG. 5

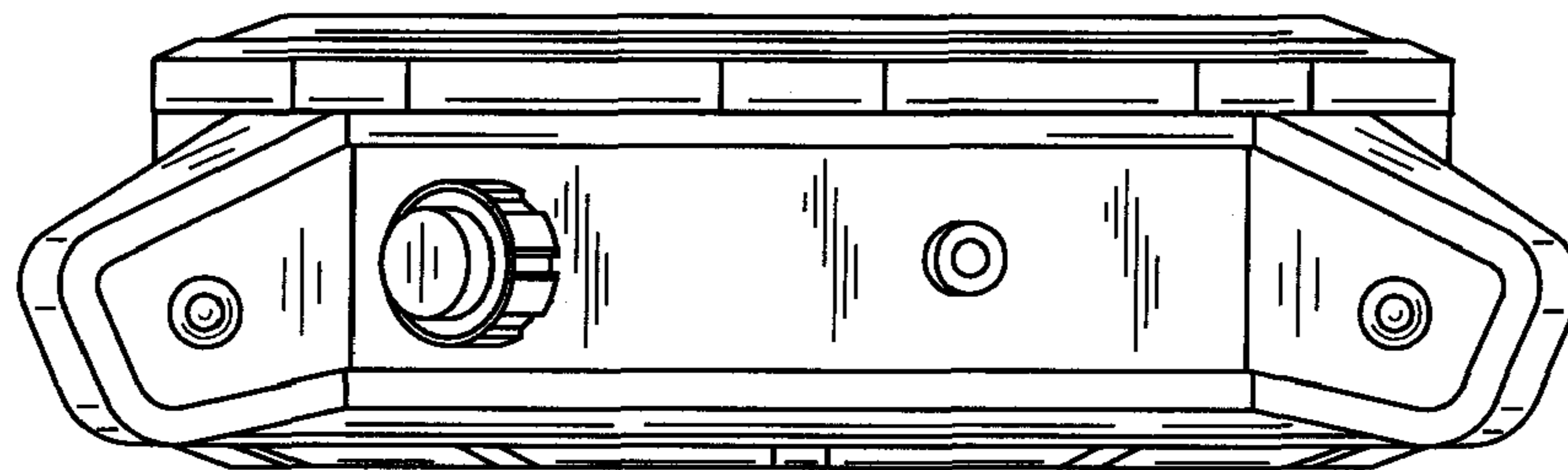


FIG. 6

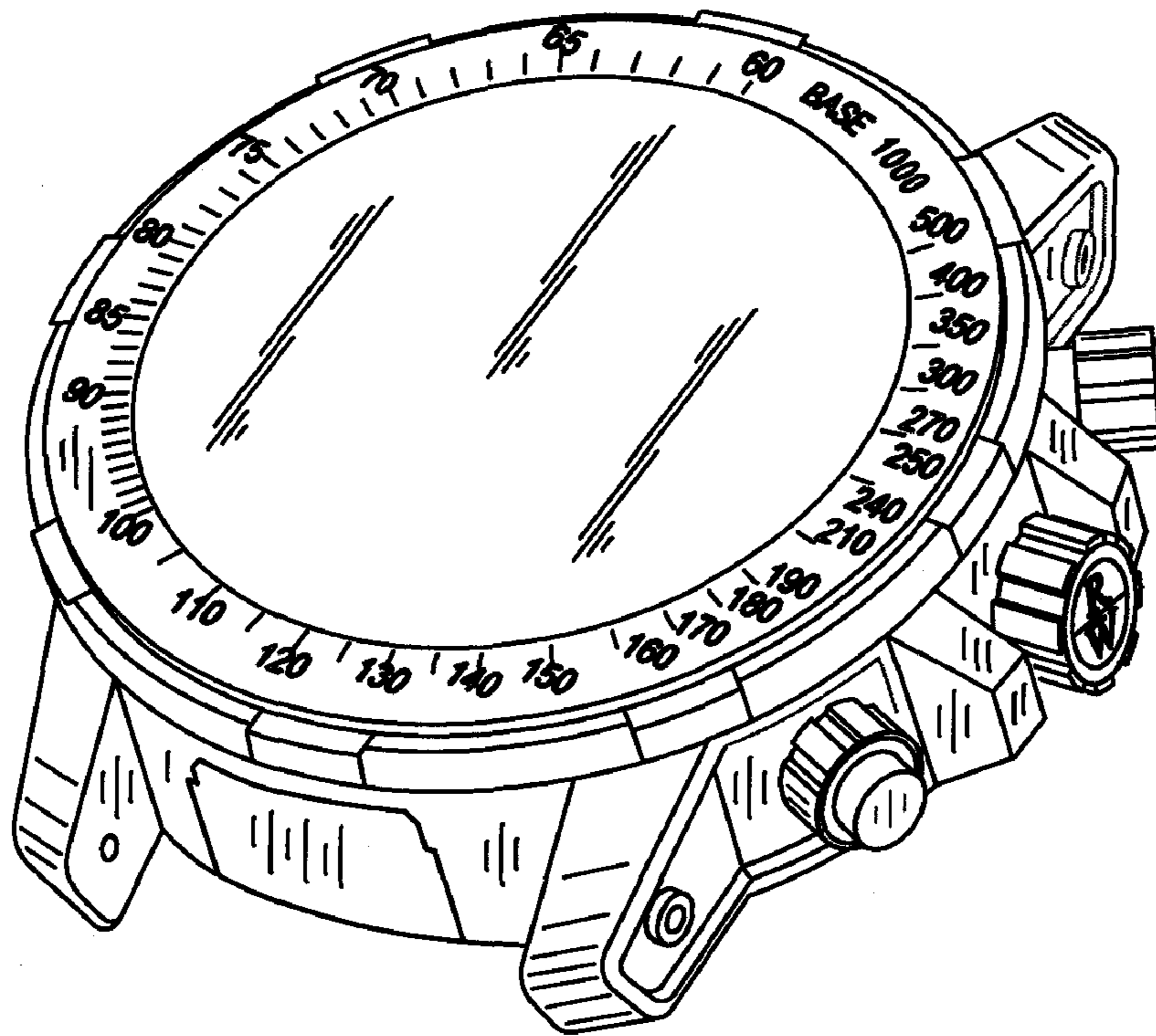


FIG. 7