



US00D574729S

(12) **United States Design Patent**  
**Kim**

(10) **Patent No.:** **US D574,729 S**  
(45) **Date of Patent:** **\*\* Aug. 12, 2008**

(54) **SHIRTS ARRANGED IN A BOX**

(75) Inventor: **Cin Kim**, Alpine, NJ (US)

(73) Assignee: **Peacock Apparel Group, Inc.**, New York, NY (US)

(\*\*) Term: **14 Years**

(21) Appl. No.: **29/278,635**

(22) Filed: **Apr. 4, 2007**

(51) **LOC (8) Cl.** ..... **09-03**

(52) **U.S. Cl.** ..... **D9/721**

(58) **Field of Classification Search** ..... D9/414,  
D9/415, 418, 423, 430, 432, 434, 456, 457,  
D9/199, 715, 721, 722, 737; D2/500-502,  
D2/600, 602, 605-607, 609, 728, 828-830,  
D2/840-842, 847, 849, 853, 854; D3/272;  
D6/300; 2/69, 77, 102, 115, 137-139, 144,  
2/145, 148, 151, 154; 206/554; 223/83,  
223/84; 229/87.15, 125.08, 136, 160, 161,  
229/240, 275

See application file for complete search history.

(56) **References Cited**

**U.S. PATENT DOCUMENTS**

2,063,255 A \* 12/1936 Madsen et al. .... 223/83  
3,043,494 A \* 7/1962 Moore ..... 229/161  
D261,479 S \* 10/1981 Marks ..... D3/272  
4,762,272 A \* 8/1988 Herrin ..... 229/125.08  
4,933,991 A \* 6/1990 Love ..... 2/115

D343,356 S \* 1/1994 Wittman ..... D9/415  
D349,181 S \* 8/1994 Cheng ..... D2/842  
D368,588 S \* 4/1996 Goraleski et al. .... D6/300  
D390,339 S \* 2/1998 Dipietro ..... D2/840  
D492,595 S \* 7/2004 Chang ..... D9/737  
7,096,509 B2 \* 8/2006 Kim ..... 2/145  
D546,674 S \* 7/2007 Limber ..... D9/432  
D553,495 S \* 10/2007 Vandecasteele et al. .... D9/432

\* cited by examiner

*Primary Examiner*—Stella M. Reid

(74) *Attorney, Agent, or Firm*—Leason Ellis LLP

(57) **CLAIM**

The ornamental design of shirts arranged in a box, as shown and described.

**DESCRIPTION**

FIG. 1 is a top, front, side perspective view of a shirts arranged in a box, showing my new design.

FIG. 2 is a front elevation view thereof, the rear view being a mirror image thereof;

FIG. 3 is a right side elevation view, the left side being a mirror image thereof;

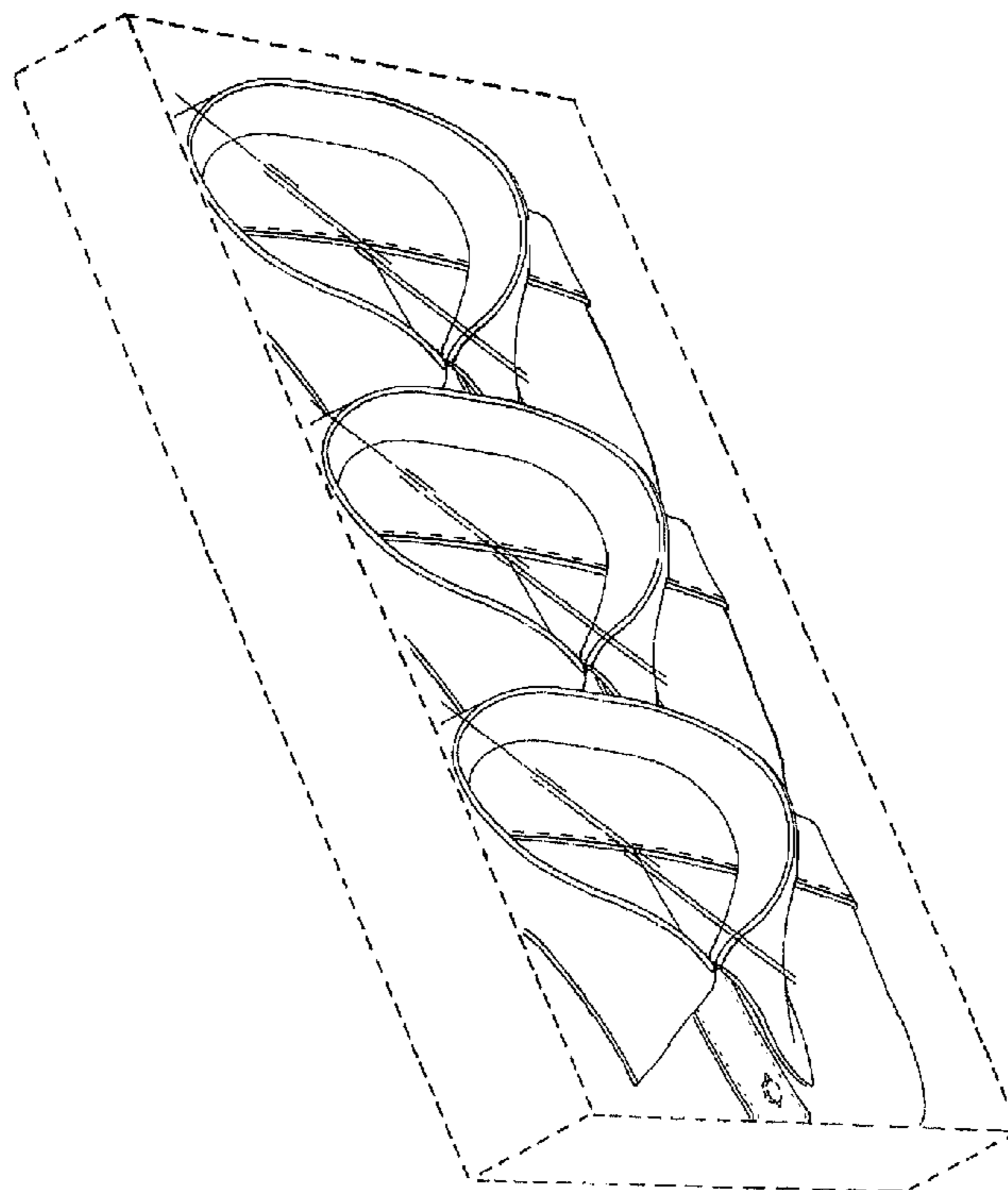
FIG. 4 is a top plan view thereof; and,

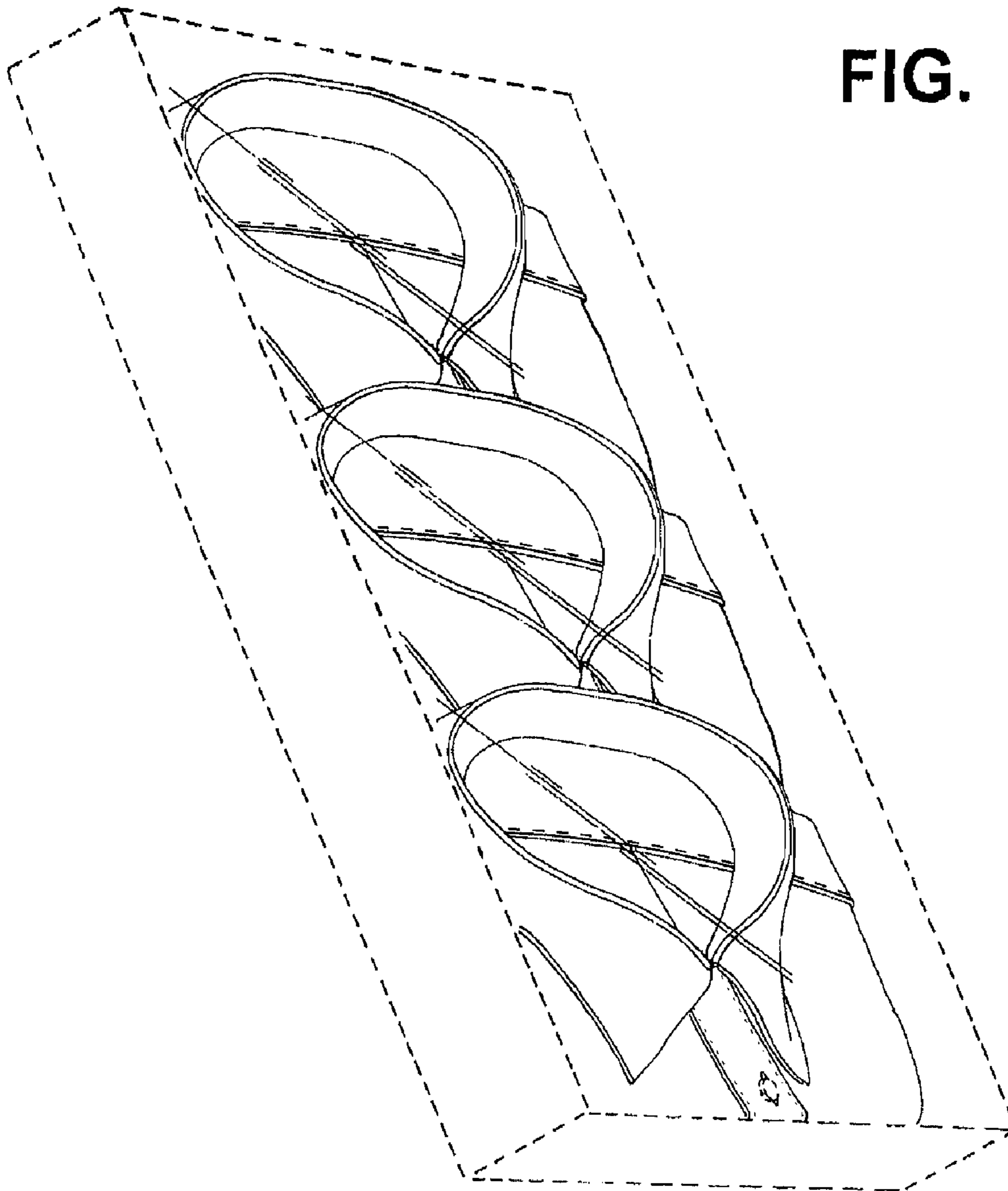
FIG. 5 is a bottom plan view thereof.

The broken lines in FIGS. 1-5 are for illustrative purposes only and form no part of the claimed design.

All sides not shown form no part of the claimed design.

**1 Claim, 3 Drawing Sheets**






**FIG. 1**

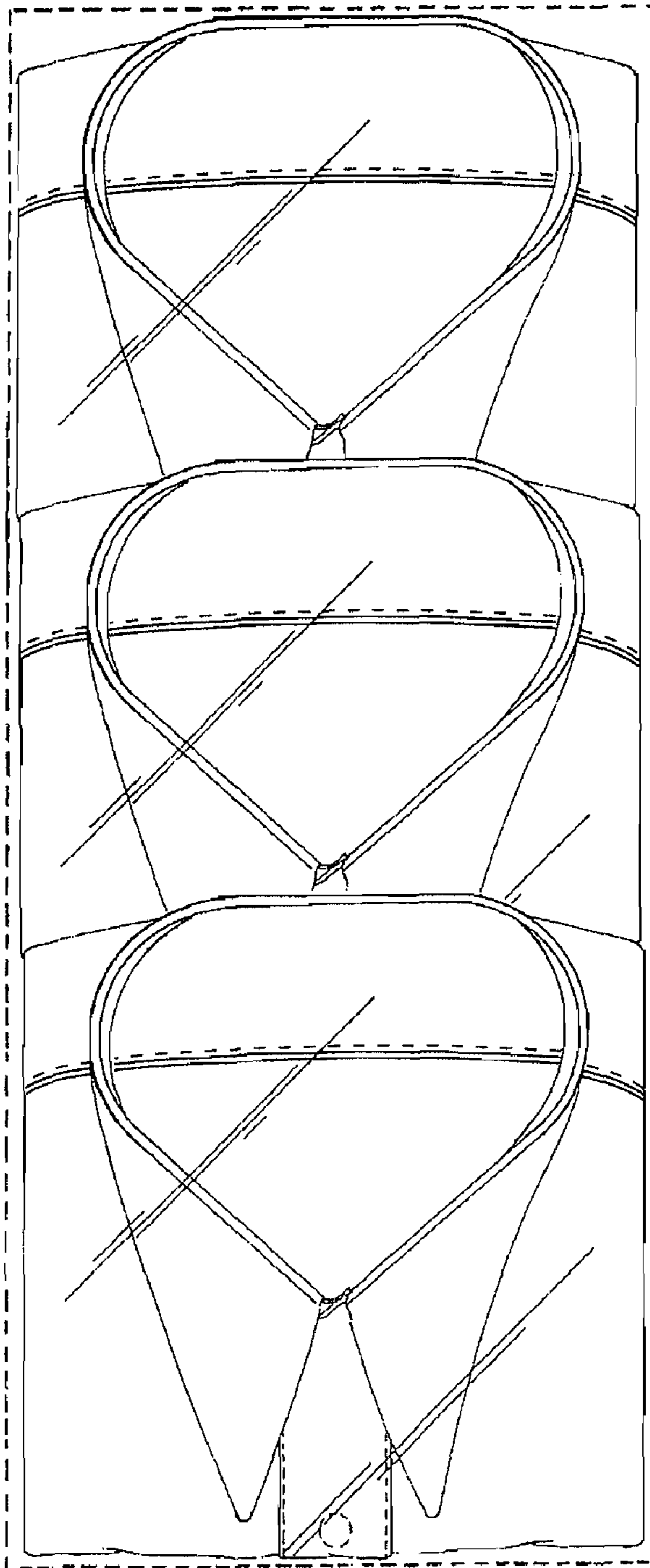
**FIG. 2**



**FIG. 3**



**FIG. 4**



**FIG. 5**

