



US00D574723S

(12) **United States Design Patent**
Kim

(10) **Patent No.:** **US D574,723 S**
(45) **Date of Patent:** **** Aug. 12, 2008**

(54) **TUXEDO SHIRT AND ACCESSORIES
ARRANGED IN A BOX**

(75) Inventor: **Cin Kim**, Alpine, NJ (US)

(73) Assignee: **Peacock Apparel Group, Inc.**, New York, NY (US)

(**) Term: **14 Years**

(21) Appl. No.: **29/277,428**

(22) Filed: **Feb. 26, 2007**

(51) **LOC (8) Cl.** **09-03**

(52) **U.S. Cl.** **D9/721**

(58) **Field of Classification Search** D9/414,
D9/415, 418, 423, 430, 432, 434, 456, 457,
D9/199, 715, 721, 722, 737; D2/500-502,
D2/600, 602, 605-607, 609, 728, 828-830,
D2/840-842, 847, 849, 853, 854; D3/272;
D6/300; 2/69, 77, 102, 115, 137-139, 144,
2/145, 148, 151, 154; 206/554; 223/83,
223/84; 229/87.15, 125.08, 136, 160, 161,
229/240, 275

See application file for complete search history.

(56) **References Cited**

U.S. PATENT DOCUMENTS

2,063,255 A * 12/1936 Madsen et al. 223/83
3,043,494 A * 7/1962 Moore 229/161
D261,479 S * 10/1981 Marks D3/272
4,762,272 A * 8/1988 Herrin 229/125.08
4,933,991 A * 6/1990 Love 2/115

D343,356 S * 1/1994 Wittman D9/415
D349,181 S * 8/1994 Cheng D2/842
D368,588 S * 4/1996 Goraleski et al. D6/300
D390,339 S * 2/1998 Dipietro D2/840
D492,595 S * 7/2004 Chang D9/737
7,096,509 B2 * 8/2006 Kim 2/145
D546,674 S * 7/2007 Limber D9/432
D553,495 S * 10/2007 Vandecasteele et al. D9/432

* cited by examiner

Primary Examiner—Stella M. Reid

(74) *Attorney, Agent, or Firm*—Leason Ellis LLP

(57) **CLAIM**

The ornamental design for a tuxedo shirt and accessories arranged in a box, as shown and described.

DESCRIPTION

FIG. 1 is a top, front, side perspective view of a tuxedo shirt and accessories arranged in a box, showing my new design.

FIG. 2 is a front elevation view thereof, the rear view being a mirror image thereof;

FIG. 3 is a right side elevation view, the left side being a mirror image thereof;

FIG. 4 is a top plan view thereof; and,

FIG. 5 is a bottom plan view thereof.

The broken lines in FIGS. 1-5 are for illustrative purposes only and form no part of the claimed design.

All sides not shown form no part of the claimed design.

1 Claim, 3 Drawing Sheets

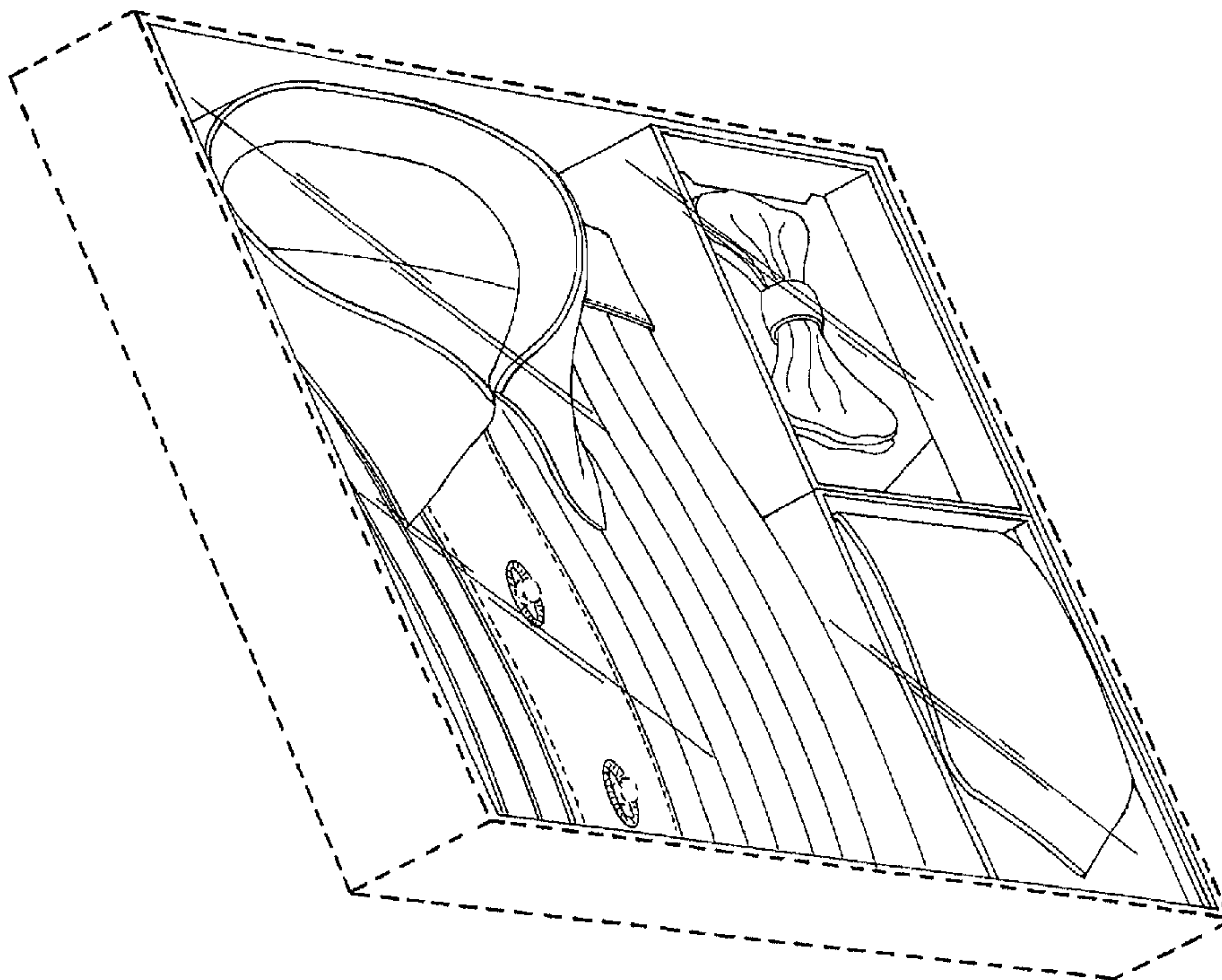


FIG. 1

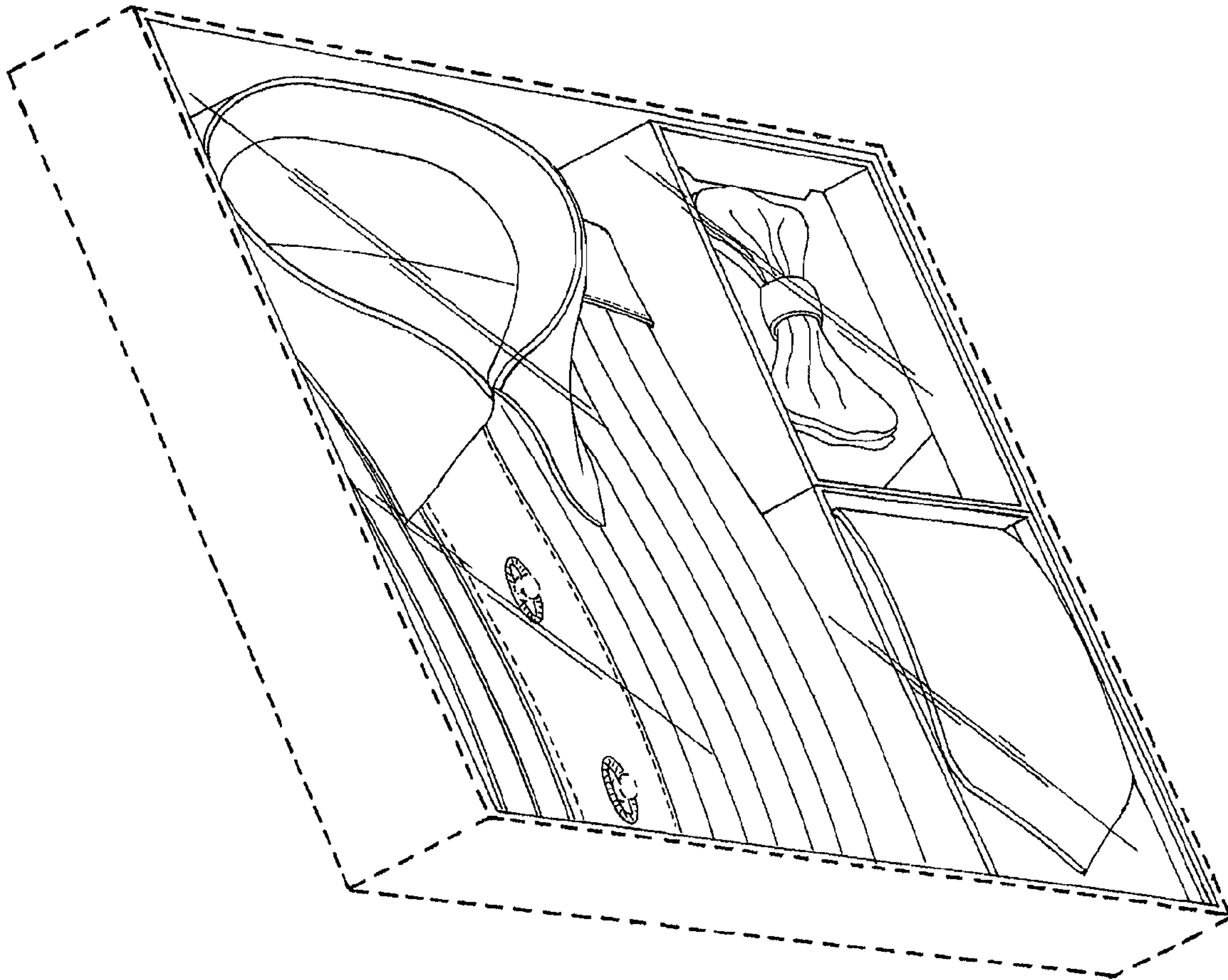


FIG. 2



FIG. 3



FIG. 4

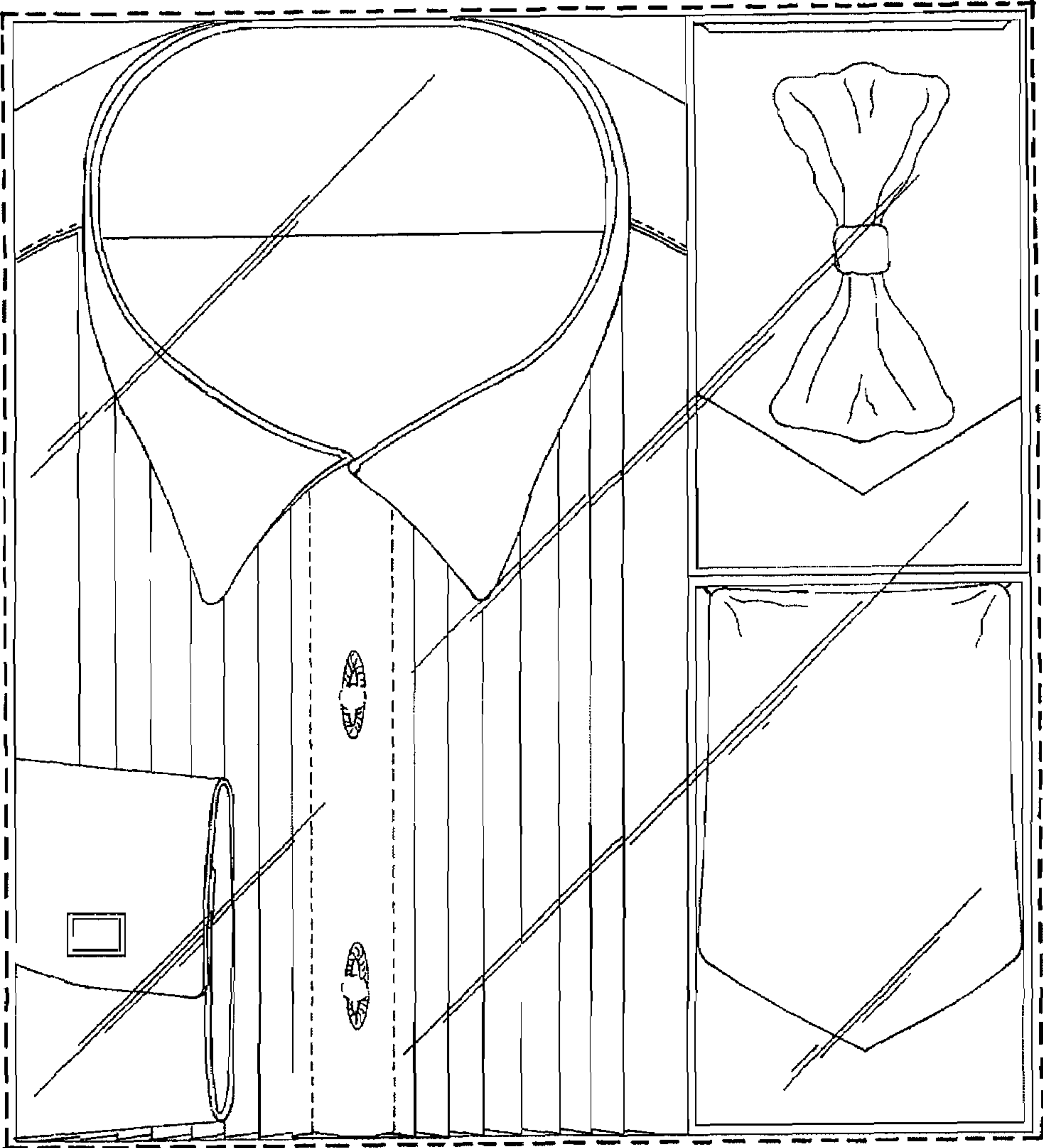


FIG. 5

