



US00D574706S

(12) **United States Design Patent**
Althoff et al.

(10) **Patent No.:** **US D574,706 S**

(45) **Date of Patent:** **** Aug. 12, 2008**

(54) **PART OF DISPENSER**

(75) Inventors: **Charles Peter Althoff**, Cleveland Hts., OH (US); **Jason Tilk**, Cleveland Hts., OH (US); **John William Nottingham**, Bratenahl, OH (US); **John Richard Nottingham**, Bratenahl, OH (US); **John Wilford Spirk, Jr.**, Gates Mills, OH (US); **Jay Tapper**, Shaker Heights, OH (US)

(73) Assignee: **Conopco, Inc.**, Englewood Cliffs, NJ (US)

(**) Term: **14 Years**

(21) Appl. No.: **29/276,343**

(22) Filed: **Jan. 23, 2007**

(51) **LOC (8) Cl.** **09-07**

(52) **U.S. Cl.** **D9/448**

(58) **Field of Classification Search** D9/694,
D9/693, 691, 690, 689, 688, 686, 682, 564,
D9/453, 448, 447, 445, 404, 539, 520; 239/573,
239/569; 222/649, 635, 566, 384, 321.7,
222/321.1, 212, 207, 183, 180, 153.13, 153.11;
220/915; D19/43

See application file for complete search history.

(56) **References Cited**

U.S. PATENT DOCUMENTS

3,112,048 A	11/1963	Finkenzeller	222/183
D205,330 S *	7/1966	Capezzuto	D19/43
D225,212 S *	11/1972	Barnett	D9/539
D241,816 S *	10/1976	de Mandiargues	D9/690
D264,555 S	5/1982	Rand	D9/337
D287,570 S	1/1987	Olsen	D9/306
D337,254 S	7/1993	Nakagawa et al.	D9/300
5,388,730 A	2/1995	Abbott et al.	222/153
D363,374 S	10/1995	Arntsen	D4/116
D411,100 S	6/1999	Torres	D9/300
5,979,643 A	11/1999	Blonder et al.	206/63.5
D442,090 S	5/2001	Jackson et al.	D9/453

D443,206 S *	6/2001	Weber	D9/520
D491,056 S	6/2004	Bougamont	D9/300
D508,208 S	8/2005	Ozaki et al.	D9/688
6,948,639 B2	9/2005	Albisetti et al.	222/321.2
D541,170 S	4/2007	Bloc	D9/692
D546,181 S *	7/2007	Biesecker et al.	D9/453
D551,987 S *	10/2007	Kuethe et al.	D9/453
2007/0108234 A1	5/2007	Bloc	222/207

OTHER PUBLICATIONS

Co-pending Application: Applicant: Althoff et al., U.S. Appl. No. 29/276,342, filed Jan. 23, 2007.

Co-pending Application: Applicant: Althoff et al., U.S. Appl. No. 11/625,992, filed Jan. 23, 2007.

* cited by examiner

Primary Examiner—Gary D. Watson

Assistant Examiner—Susan Bennett Hattan

(74) *Attorney, Agent, or Firm*—Karen E. Klumas

(57) **CLAIM**

The ornamental design for a part of dispenser, as shown and described.

DESCRIPTION

FIG. 1 is a side elevational view of a part of dispenser showing the new design;

FIG. 2 is a side elevational view thereof rotated clockwise 90° from FIG. 1;

FIG. 3 is a side elevational view thereof rotated counter clockwise 90° from FIG. 1;

FIG. 4 is a side elevational view thereof rotated clockwise 180° from FIG. 1;

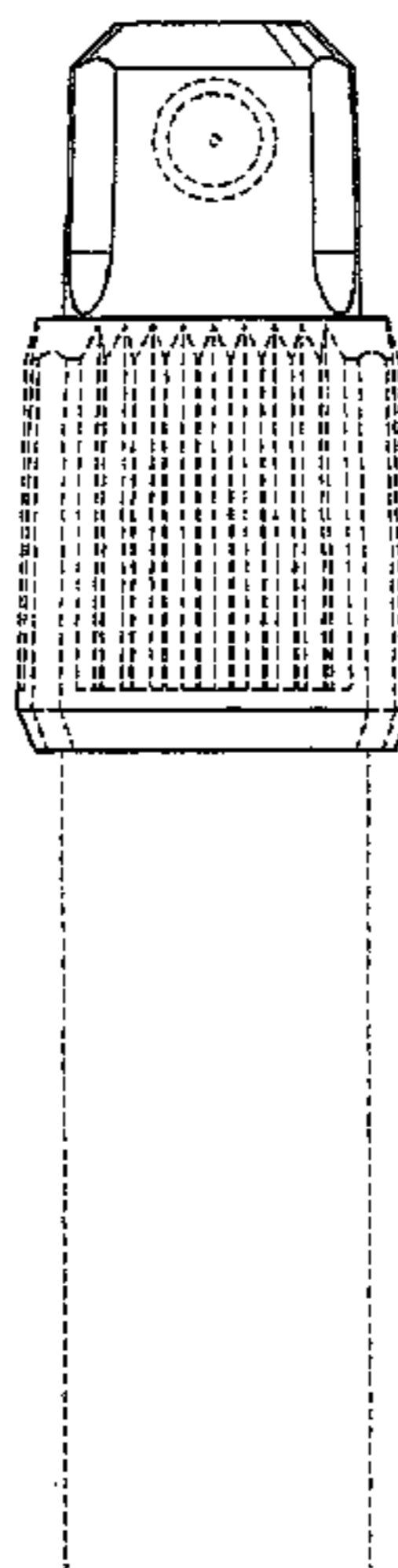
FIG. 5 is a top plan view thereof;

FIG. 6 is a bottom plan view thereof; and,

FIG. 7 is a perspective view from above and one side.

The broken lines shown in the Figures are for illustrative purposes only and form no part of the design.

1 Claim, 4 Drawing Sheets



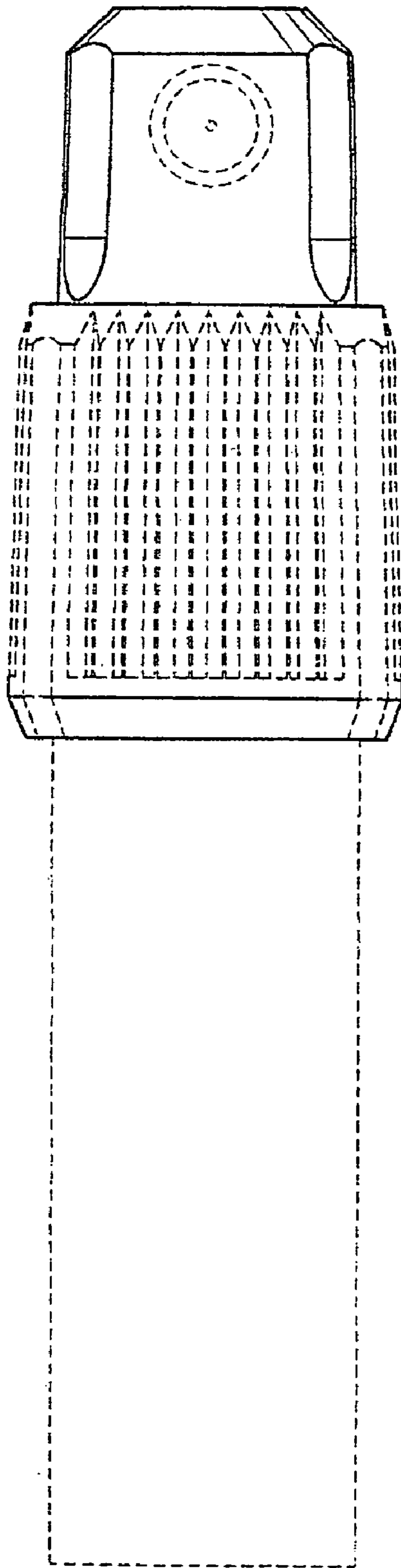


FIG. 1

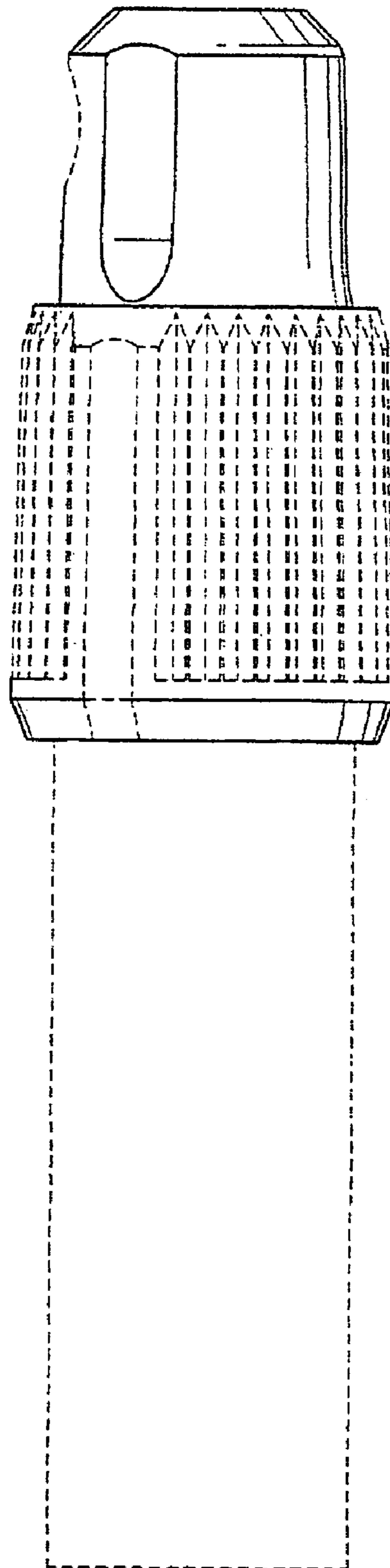


FIG. 2

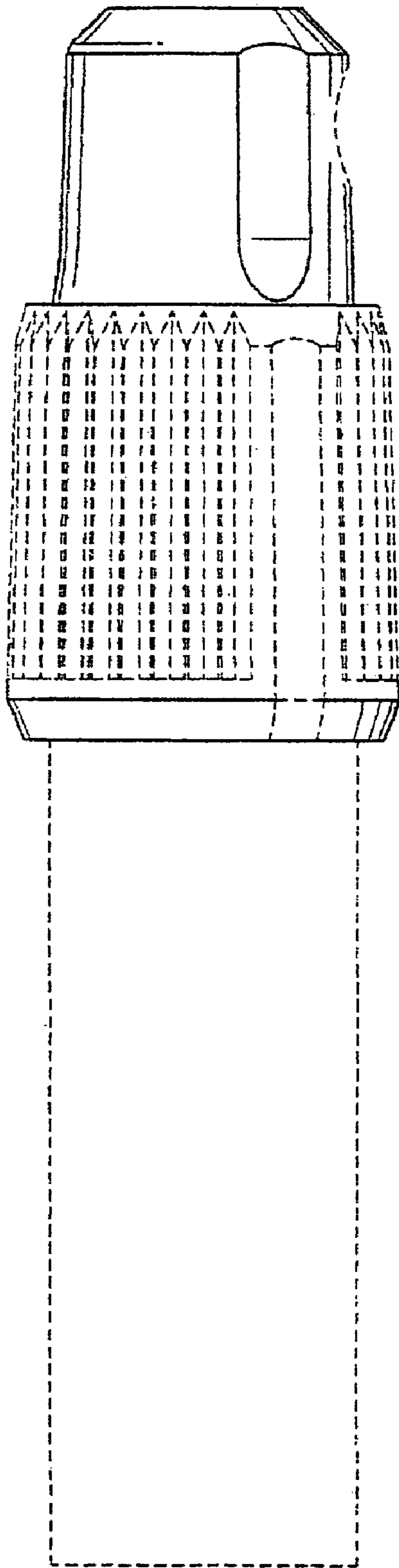


FIG. 3

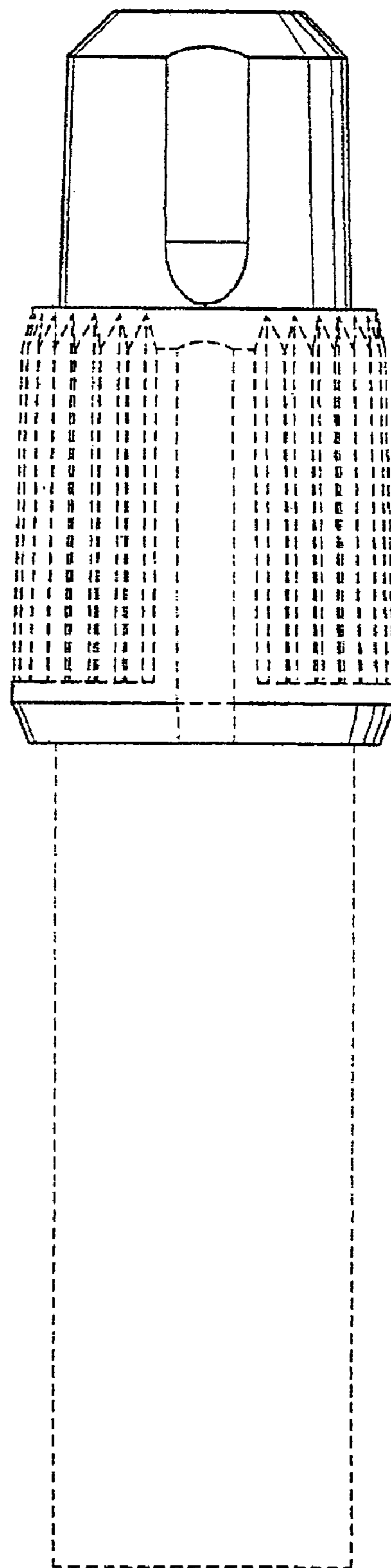


FIG. 4

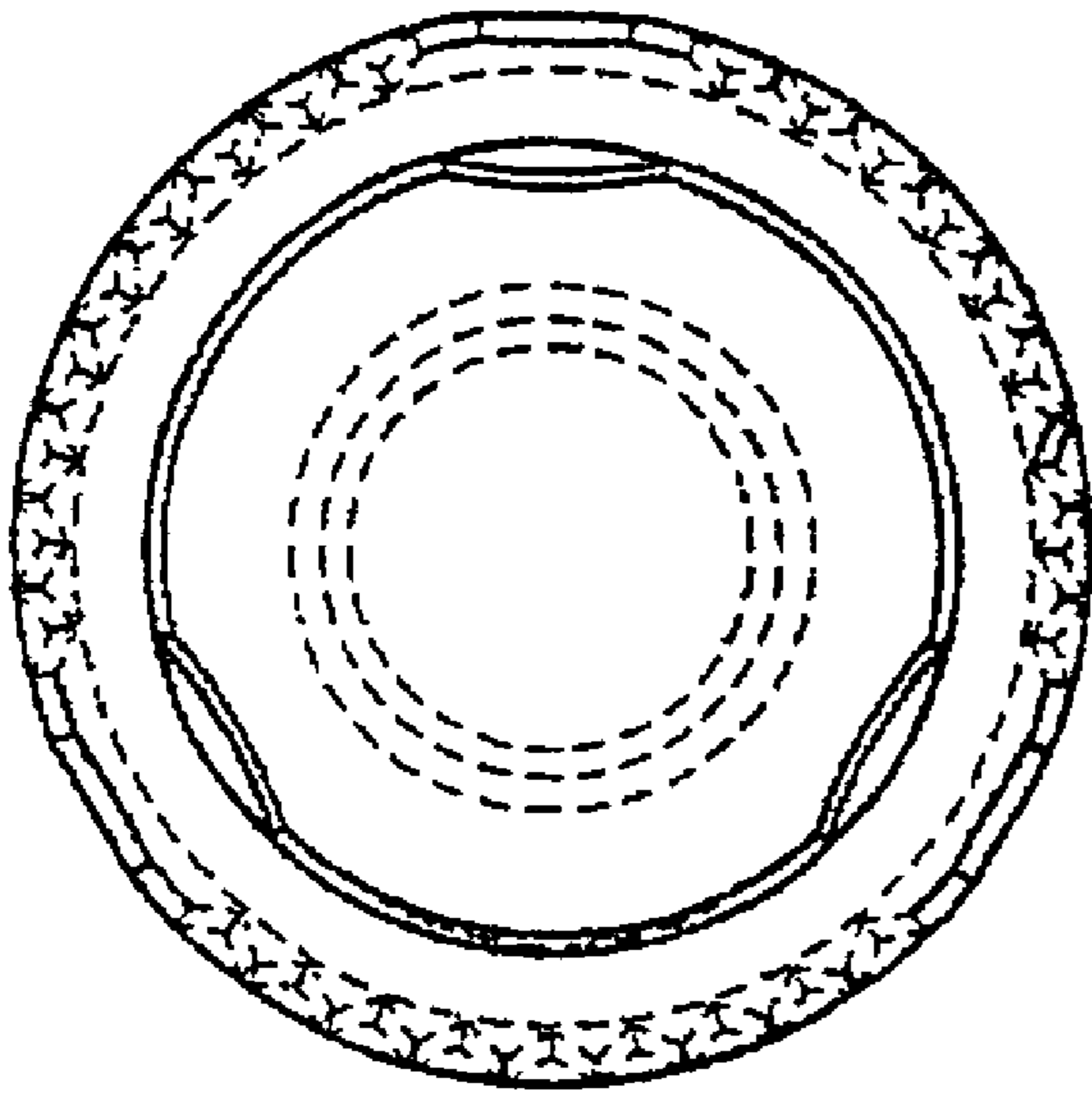
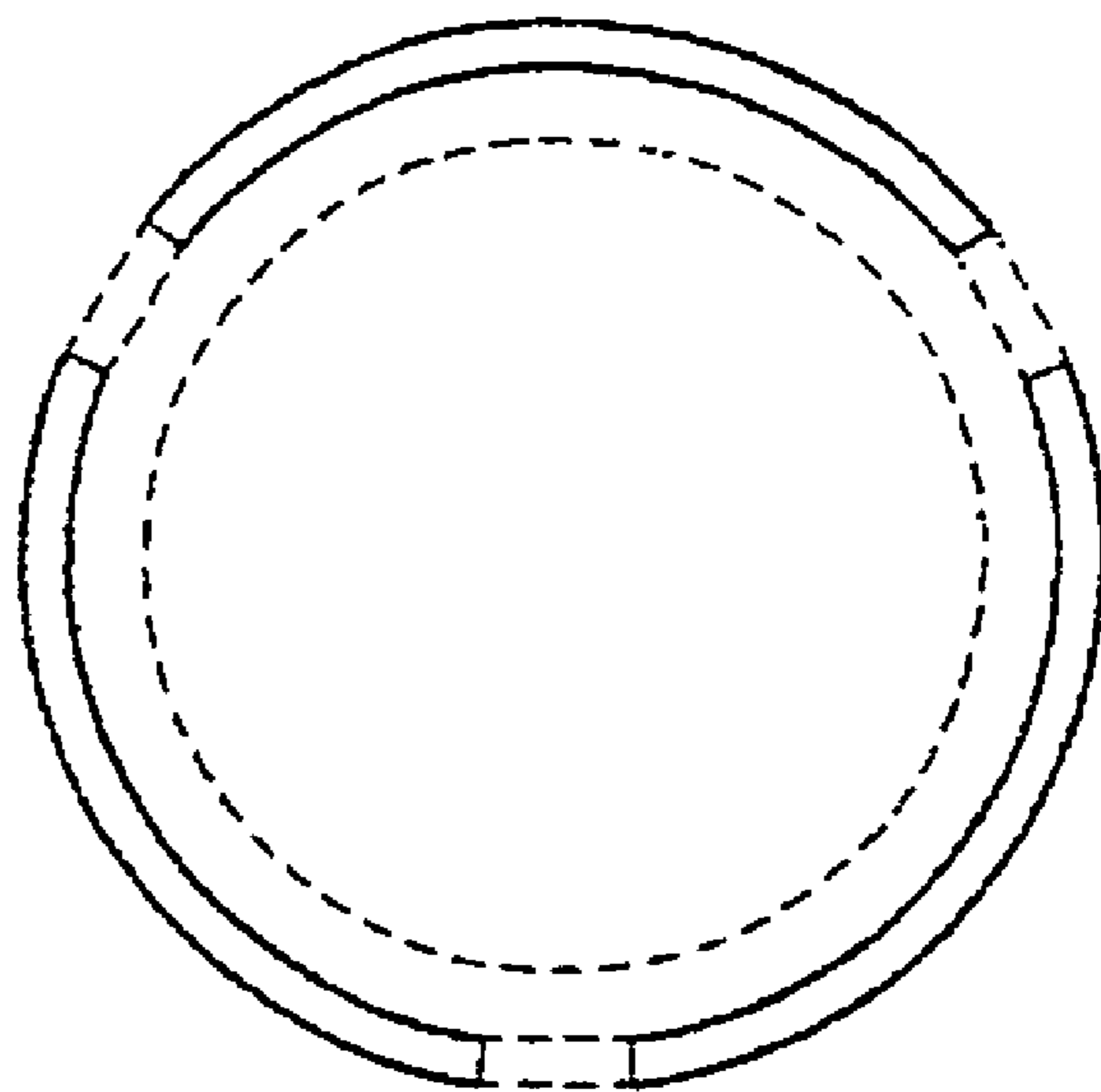


FIG. 5

FIG. 6



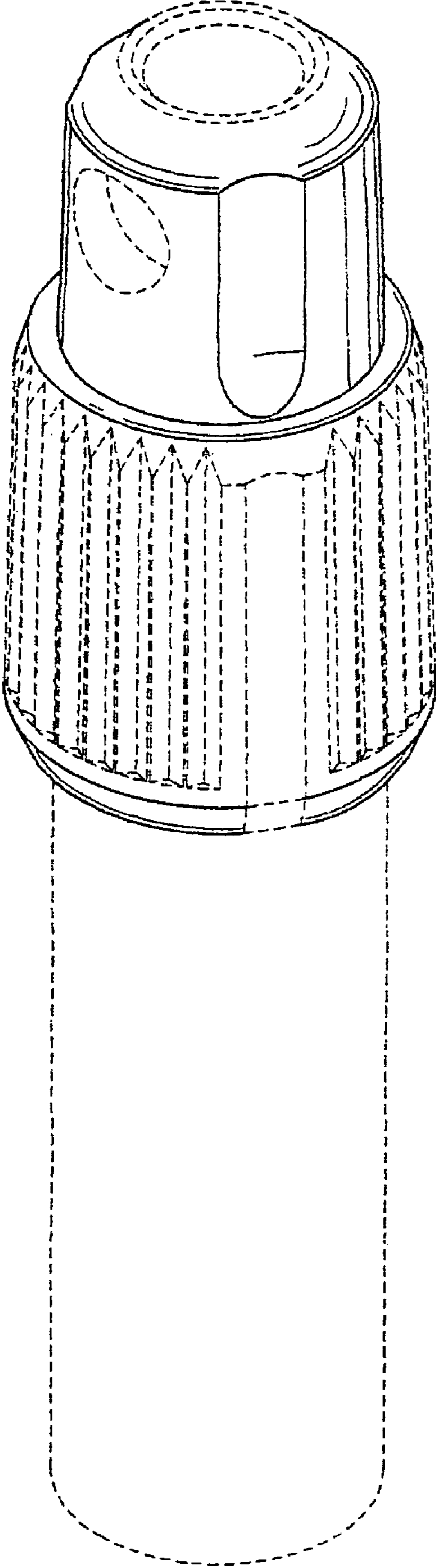


FIG. 7