



US00D574700S

(12) **United States Design Patent**
Bevirt

(10) **Patent No.:** **US D574,700 S**

(45) **Date of Patent:** **** Aug. 12, 2008**

(54) **BALL AND SOCKET CONNECTOR**

2007/0212163 A1* 9/2007 Bevirt 403/56

(75) Inventor: **Joeben Bevirt**, Santa Cruz, CA (US)

* cited by examiner

(73) Assignee: **Joby Photo, Inc.**, San Francisco, CA (US)

Primary Examiner—Holly H. Baynham

Assistant Examiner—Sheryl Friedman

(74) *Attorney, Agent, or Firm*—Michael A. Guth

(**) Term: **14 Years**

(57) **CLAIM**

(21) Appl. No.: **29/270,923**

I claim the ornamental design for a ball and socket connector, as shown and described.

(22) Filed: **Jan. 5, 2007**

DESCRIPTION

(51) **LOC (8) Cl.** **08-08**

(52) **U.S. Cl.** **D8/382**

(58) **Field of Classification Search** 403/122,
403/135; D8/382, 344, 333, 380

The claimed ornamental design for a ball and socket connector which embodies the design is for use in a multi-connector chain.

See application file for complete search history.

FIG. 1 is a front view of a connector with the claimed design. The connector is axially symmetric; and,

FIG. 2 is a bottom view of the connector.

(56) **References Cited**


U.S. PATENT DOCUMENTS

The portions in broken lines are shown to illustrate environment only and form no part of the claimed design.

D392,555 S * 3/1998 Glickman et al. D8/382

2007/0154254 A1* 7/2007 Bevirt 403/56

1 Claim, 2 Drawing Sheets



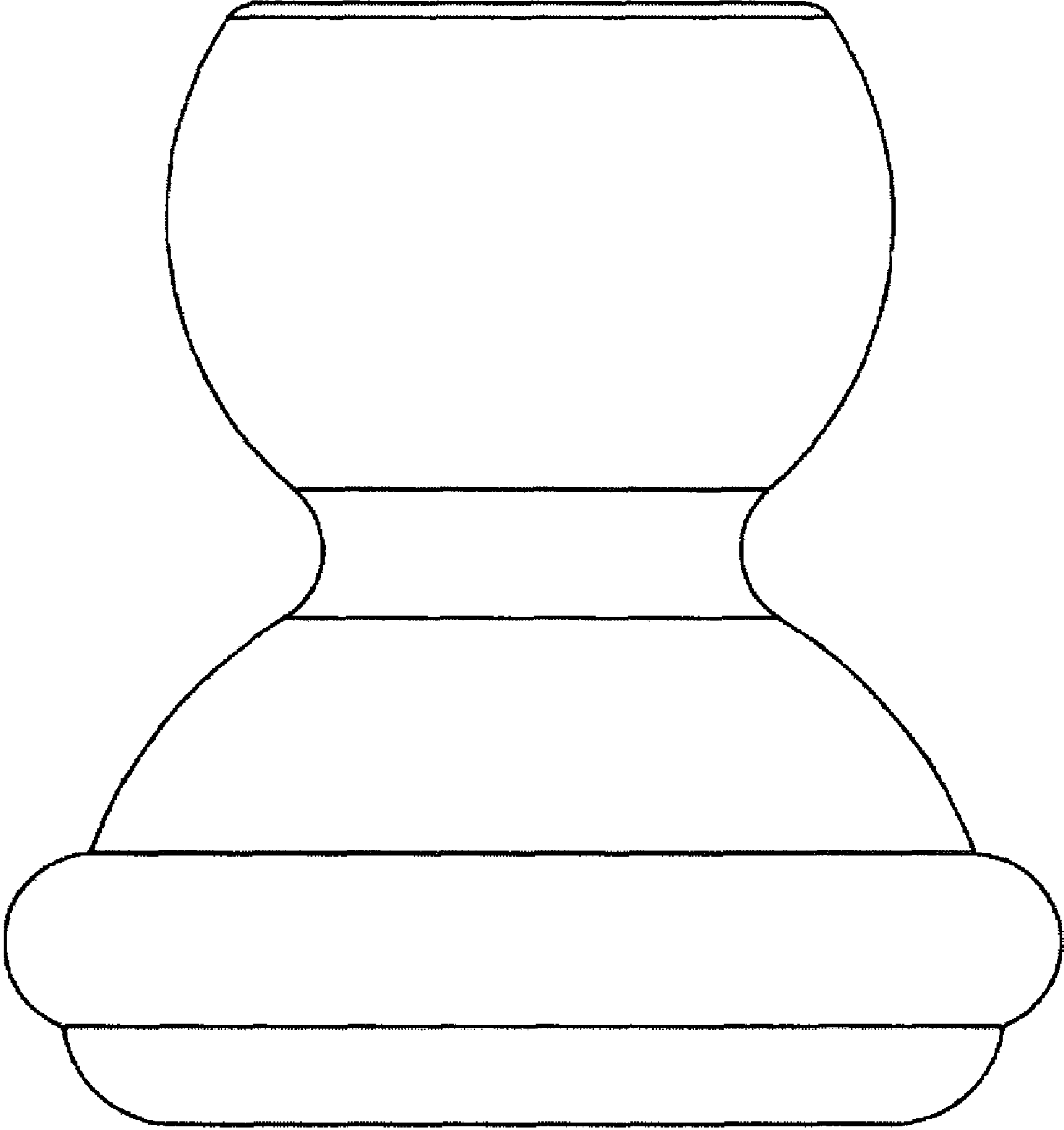


FIGURE 1

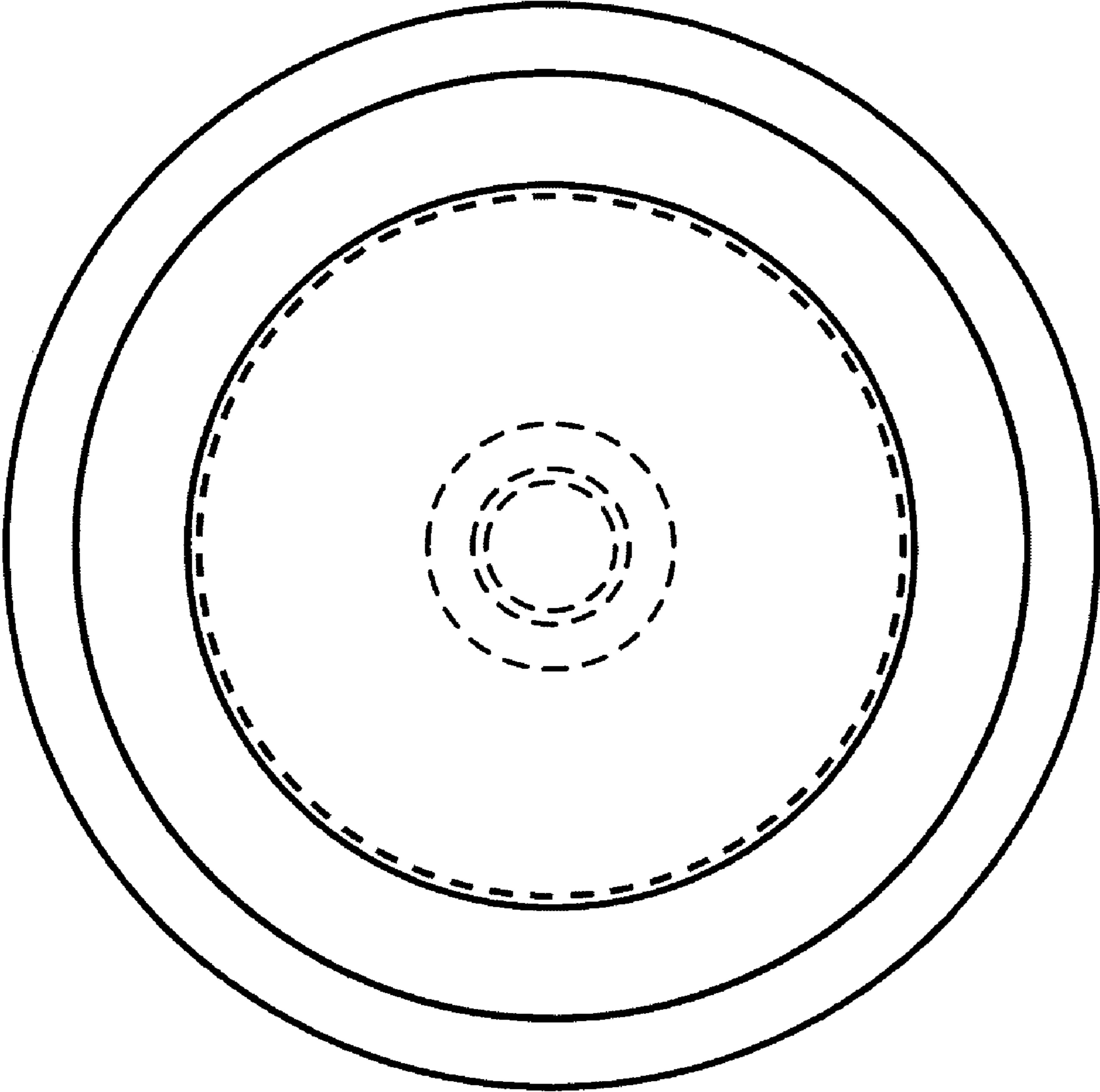


FIGURE 2