



US00D574699S

(12) **United States Design Patent**  
**Palmer**

(10) **Patent No.:** **US D574,699 S**

(45) **Date of Patent:** **\*\* Aug. 12, 2008**

(54) **FENCE BRACKET FOR A POTTED PLANT**

*Primary Examiner*—Holly H Baynham

(76) Inventor: **Walter Beaumont Palmer**, 13846 Lear Blvd., Reno, NV (US) 89506

(57) **CLAIM**

(\*\*) Term: **14 Years**

The ornamental design for “fence bracket for a potted plant,” as shown and described.

(21) Appl. No.: **29/289,565**

(22) Filed: **Jul. 24, 2007**

**DESCRIPTION**

(51) **LOC (8) Cl.** ..... **08-05**

(52) **U.S. Cl.** ..... **D8/373; D8/367**

(58) **Field of Classification Search** ..... D8/367,  
D8/372–373; D6/556; 248/215, 301, 304,  
248/339, 312.1, 313; 47/67

See application file for complete search history.

FIG. 1 is a front view of my new “fence bracket for a potted plant”

FIG. 2 is a right side view of my new “fence bracket for a potted plant” the left side view being a mirror image thereof.

FIG. 3 is a backside view of my new “fence bracket for a potted plant”

FIG. 4 is a top view of my new “fence bracket for a potted plant”; and,

FIG. 5 is a bottom view of my new “fence bracket for a potted plant”.

My bracket is characterized by a novel shape and is used for removably attaching a potted plant onto a fence.

(56) **References Cited**

**U.S. PATENT DOCUMENTS**

D228,737	S	*	10/1973	Matthews	.....	D8/356
D296,760	S	*	7/1988	McGrath	.....	D8/373
5,074,504	A	*	12/1991	Minnick	.....	248/312.1
5,405,116	A	*	4/1995	Shepherd et al.	.....	248/312.1
D362,175	S	*	9/1995	Grignon	.....	D8/367
D394,576	S	*	5/1998	Gualandri	.....	D6/556
6,079,686	A	*	6/2000	Reed	.....	248/312.1

\* cited by examiner

**1 Claim, 2 Drawing Sheets**

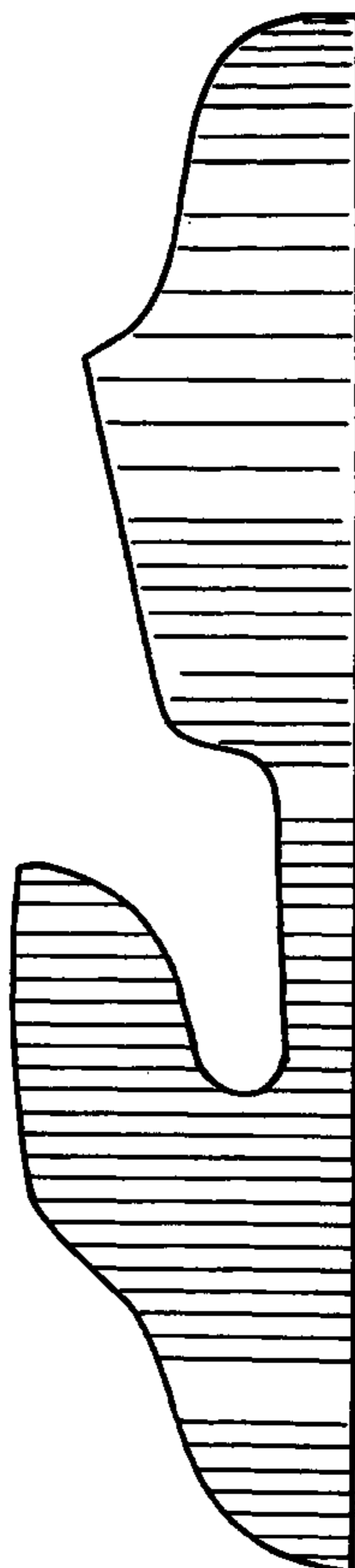


FIG. 1


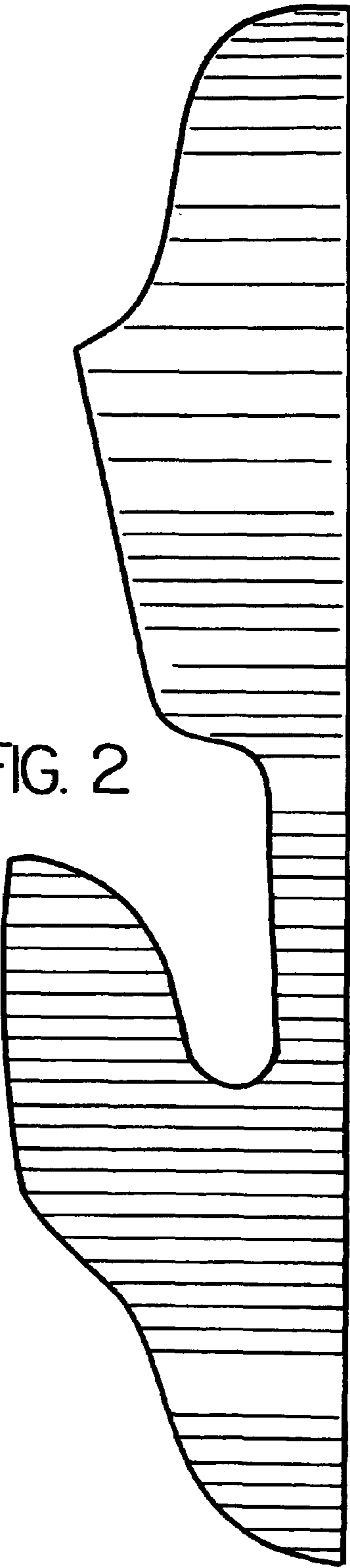


FIG. 2




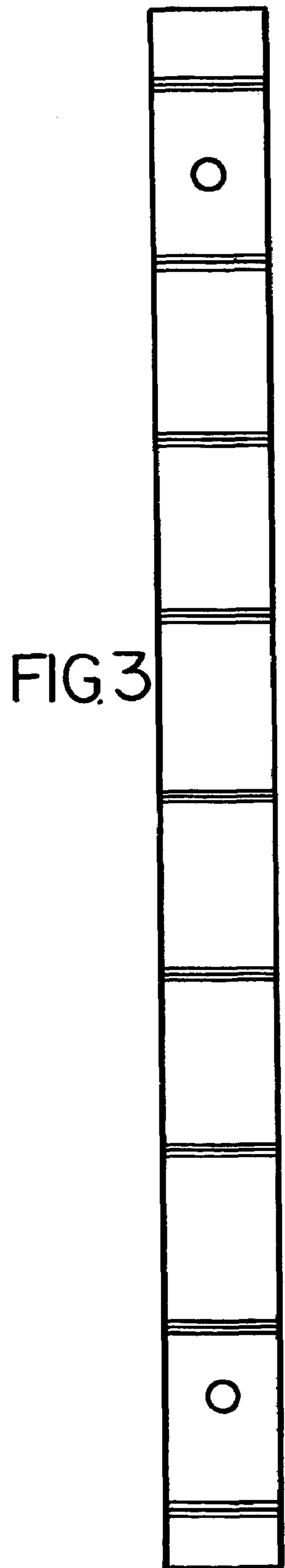


FIG. 4

FIG. 5

