



US00D574677S

(12) **United States Design Patent**
Broadstone

(10) **Patent No.:** **US D574,677 S**

(45) **Date of Patent:** **** Aug. 12, 2008**

(54) **PLANTING TOOL**

(76) Inventor: **Daniel L. Broadstone**, 1008 Fox
Hunters Point, New Albany, IN (US)
47150

(**) Term: **14 Years**

(21) Appl. No.: **29/272,316**

(22) Filed: **Feb. 6, 2007**

(51) **LOC (8) Cl.** **08-01**

(52) **U.S. Cl.** **D8/1**

(58) **Field of Classification Search** D8/1;
111/115, 89, 99, 98; 172/21

See application file for complete search history.

(56) **References Cited**

U.S. PATENT DOCUMENTS

323,419 A *	8/1885	Hiller	111/106
1,183,653 A	5/1916	Kring		
1,531,100 A	3/1925	Howard		
1,564,721 A *	12/1925	Tallon	111/99
1,893,258 A *	1/1933	Washburn	172/21
1,952,585 A	3/1934	Crossdale, Jr. et al.		
2,020,571 A *	11/1935	Pick	172/21
2,207,741 A	7/1940	Kimble		
2,460,937 A *	2/1949	Kaufman	131/243
3,332,376 A	7/1967	Saunoris et al.		
D211,747 S	7/1968	Odell		
3,621,920 A	11/1971	Brown		
3,749,034 A	7/1973	Bergius et al.		
4,377,919 A	3/1983	Gams		
4,934,289 A	6/1990	Robinson		
D309,242 S *	7/1990	Laslo	D8/6
4,995,327 A	2/1991	Jeffers, Sr.		
5,109,930 A	5/1992	Napier		
5,156,101 A	10/1992	Wien		
5,228,400 A	7/1993	Luke		
D339,038 S	9/1993	Pohlmann		
D346,537 S	5/1994	Lefebvre		
D350,676 S	9/1994	Lefkow		
5,471,939 A	12/1995	Chancey		
5,492,070 A *	2/1996	Lefkow	111/115
D371,493 S *	7/1996	Beaulieu	D8/7
5,709,273 A *	1/1998	Roth	172/22
D395,807 S *	7/1998	Beasley	D8/7
5,787,990 A	8/1998	Miller		

5,813,471 A	9/1998	Ramsey		
5,848,653 A	12/1998	Warter		
D405,328 S	2/1999	Bott		
5,924,369 A	7/1999	Hatcher		
6,024,034 A	2/2000	Howell		
6,047,651 A *	4/2000	Wilson	111/115
D423,889 S *	5/2000	Heffner	D8/1
6,138,589 A	10/2000	Miller et al.		
D434,284 S	11/2000	Gracy		
6,352,122 B1	3/2002	Love		
6,386,294 B1	5/2002	Best		
6,662,736 B1	12/2003	Lowe et al.		
D502,848 S	3/2005	Bergmeier		
6,892,823 B2	5/2005	Cirella		
2003/0127236 A1	7/2003	Wherry		
2005/0006111 A1	1/2005	Wherry		
2005/0045349 A1	3/2005	Cirella		
2005/0167124 A1	8/2005	Rotan et al.		

* cited by examiner

Primary Examiner—Holly H. Baynham
Assistant Examiner—Sheryl Friedman
(74) *Attorney, Agent, or Firm*—Carrithers Law Office, PLLC;
David W. Carrithers

(57) **CLAIM**

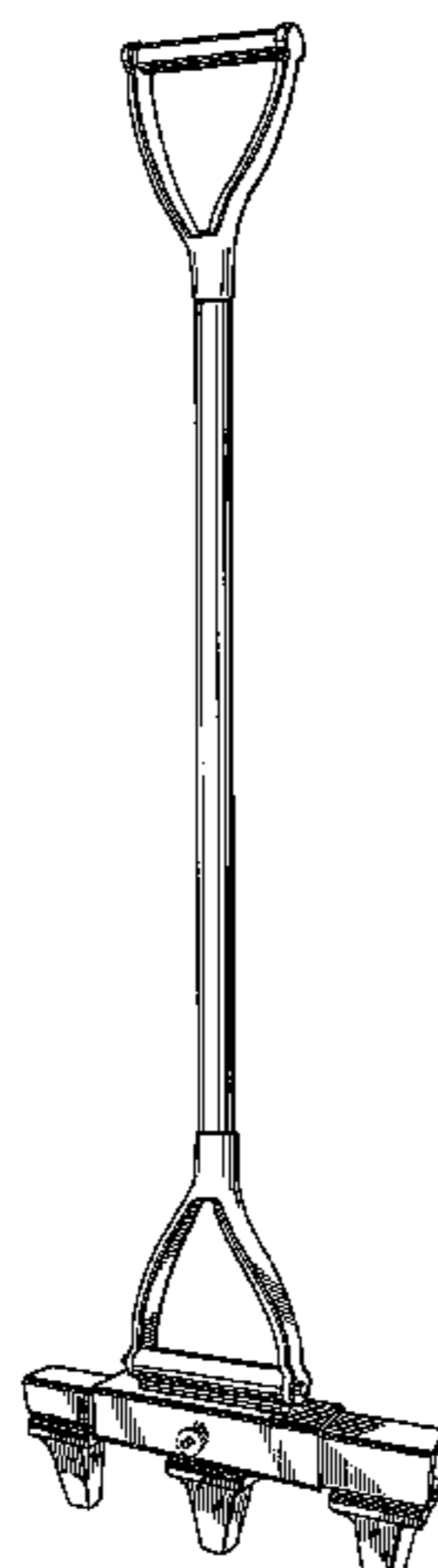
The ornamental design for a planting tool, as shown and described.

DESCRIPTION

FIG. 1 is a perspective view of the planting tool showing my new design;
FIG. 2 is a front view thereof;
FIG. 3 is a rear view thereof;
FIG. 4 is a right side view thereof;
FIG. 5 is a left side view thereof;
FIG. 6 is a bottom view thereof; and,
FIG. 7 is a top view thereof.

The broken lines showing the retaining pin for the width adjustment mechanism are for illustrative purposes only and form no part of the claimed design.

1 Claim, 3 Drawing Sheets



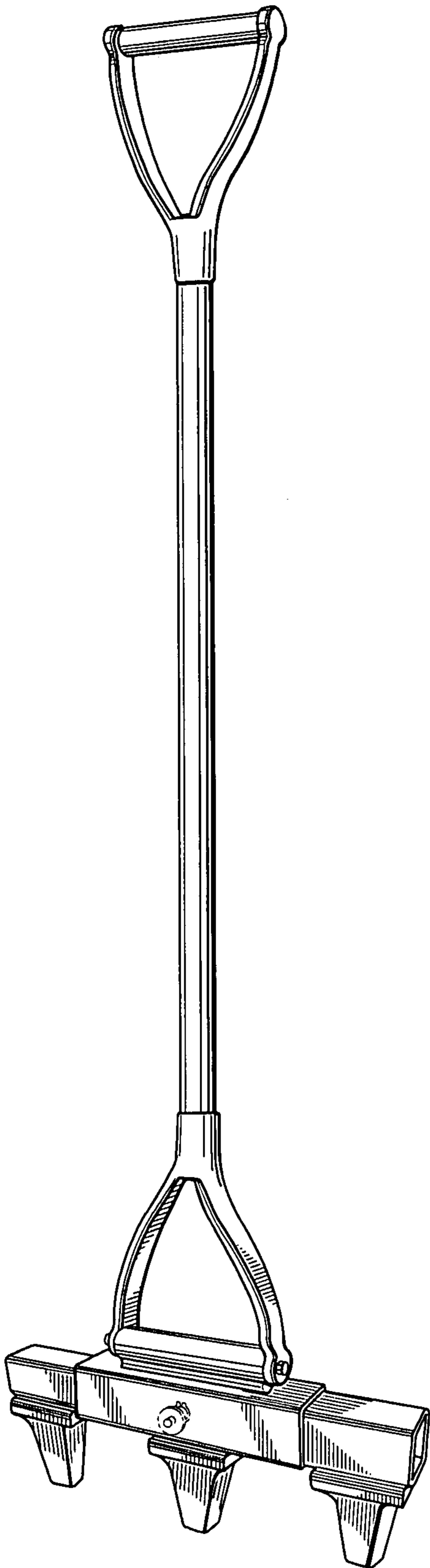


FIG. 1

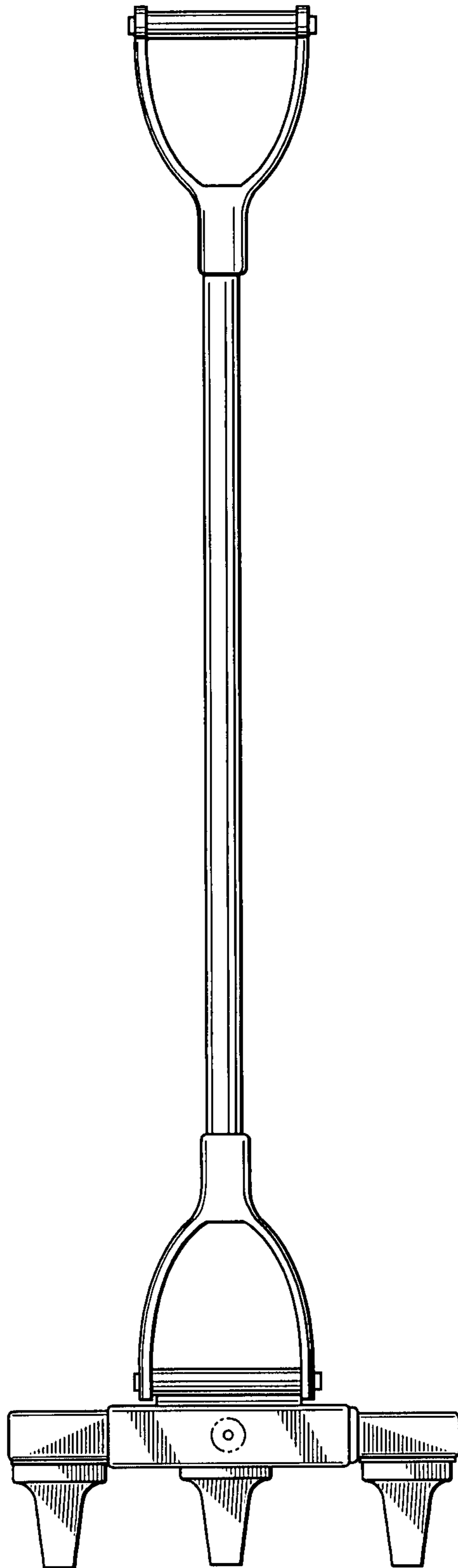


FIG. 2

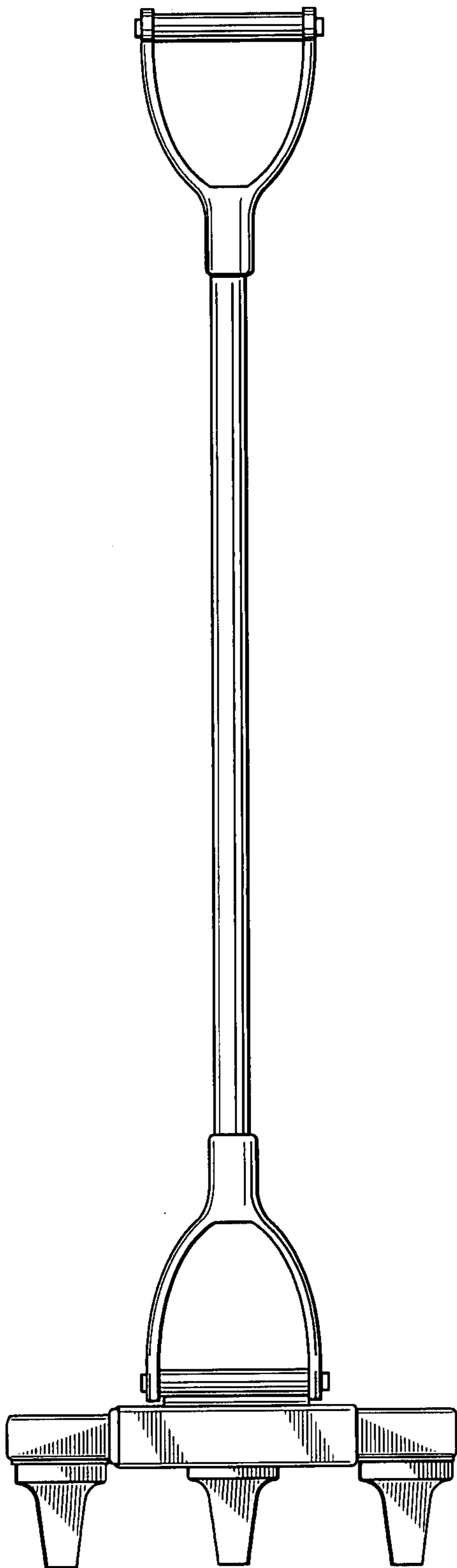


FIG. 3

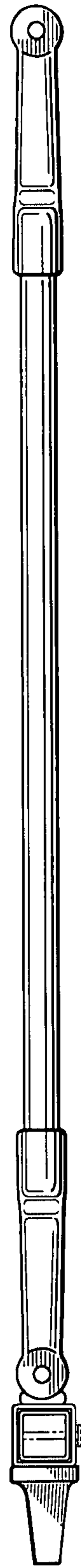


FIG. 4

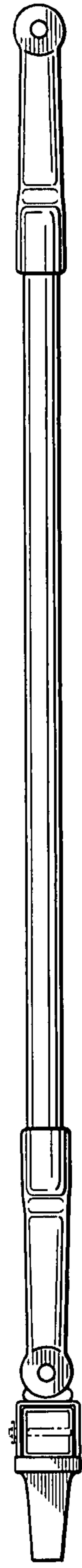


FIG. 5



FIG. 6




FIG. 7