



US00D574676S

(12) **United States Design Patent**  
**LaDelfa**

(10) **Patent No.:** **US D574,676 S**

(45) **Date of Patent:** **\*\* Aug. 12, 2008**

(54) **CRAB SHELL CUTTER**

(76) **Inventor:** **Bonnie W. LaDelfa**, 592 S. Parsons Ave., Brandon, FL (US) 33511

(\*\*) **Term:** **14 Years**

(21) **Appl. No.:** **29/295,298**

(22) **Filed:** **Sep. 25, 2007**

(51) **LOC (8) Cl.** ..... **07-06**

(52) **U.S. Cl.** ..... **D7/693**

(58) **Field of Classification Search** ..... D7/693,  
D7/672; 30/120.1, 322, 323; 452/1, 2, 5,  
452/6, 12, 17, 102

See application file for complete search history.

(56) **References Cited**

**U.S. PATENT DOCUMENTS**

1,182,785	A *	5/1916	Morrison	.....	30/429
1,843,223	A *	2/1932	Hasseler	.....	30/353
4,172,306	A *	10/1979	Hopkins	.....	452/6
4,569,103	A *	2/1986	Taurinskas	.....	452/6
D304,797	S *	11/1989	Perkins	.....	D7/695

5,080,629	A *	1/1992	Ellison	.....	452/6
5,403,230	A *	4/1995	Capriglione, Sr.	.....	452/6
D386,362	S *	11/1997	LaSalle et al.	.....	D7/693

\* cited by examiner

*Primary Examiner*—Terry A Wallace

(74) *Attorney, Agent, or Firm*—Larson & Larson; Frank Liebenow

(57) **CLAIM**

The ornamental design for a crab shell cutter, as shown and described.

**DESCRIPTION**

FIG. 1 is a left side elevational view of the crab shell cutter, showing my novel design;

FIG. 2 is a right side elevational view thereof;

FIG. 3 is a back view thereof;

FIG. 4 is a front view thereof;

FIG. 5 is a top plan view thereof; and,

FIG. 6 is a bottom plan view thereof.

**1 Claim, 3 Drawing Sheets**

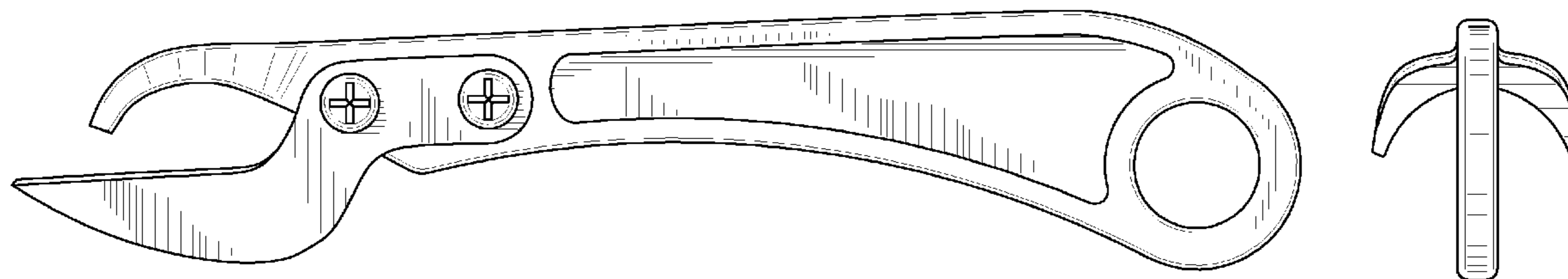


FIG 1

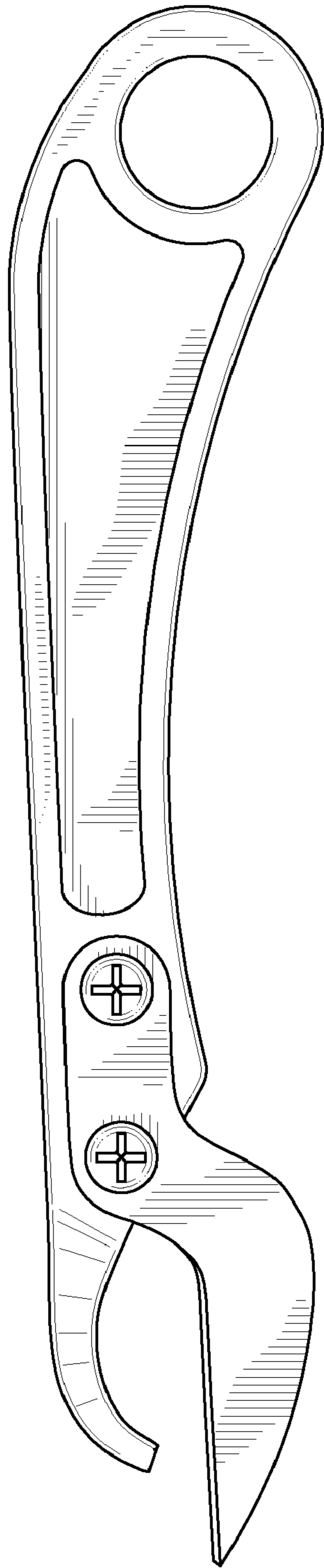


FIG 2

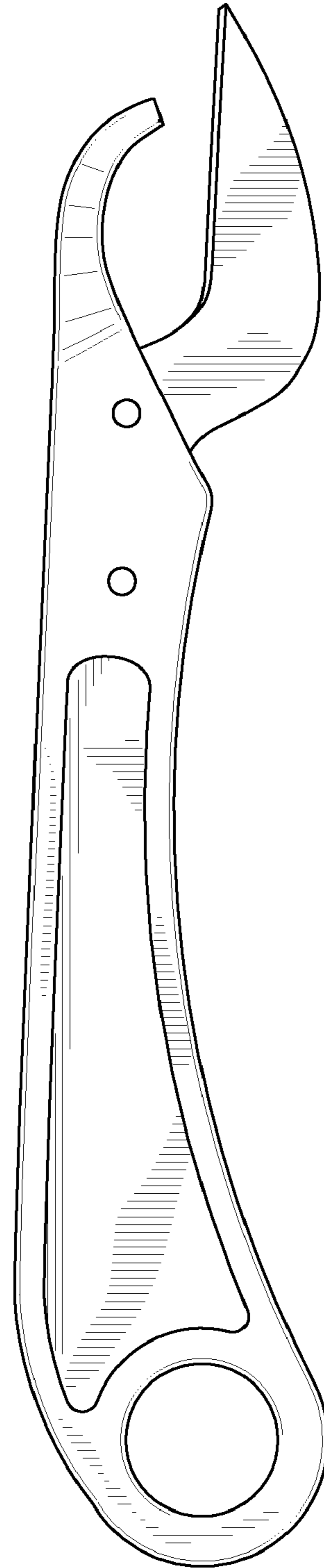


FIG 3

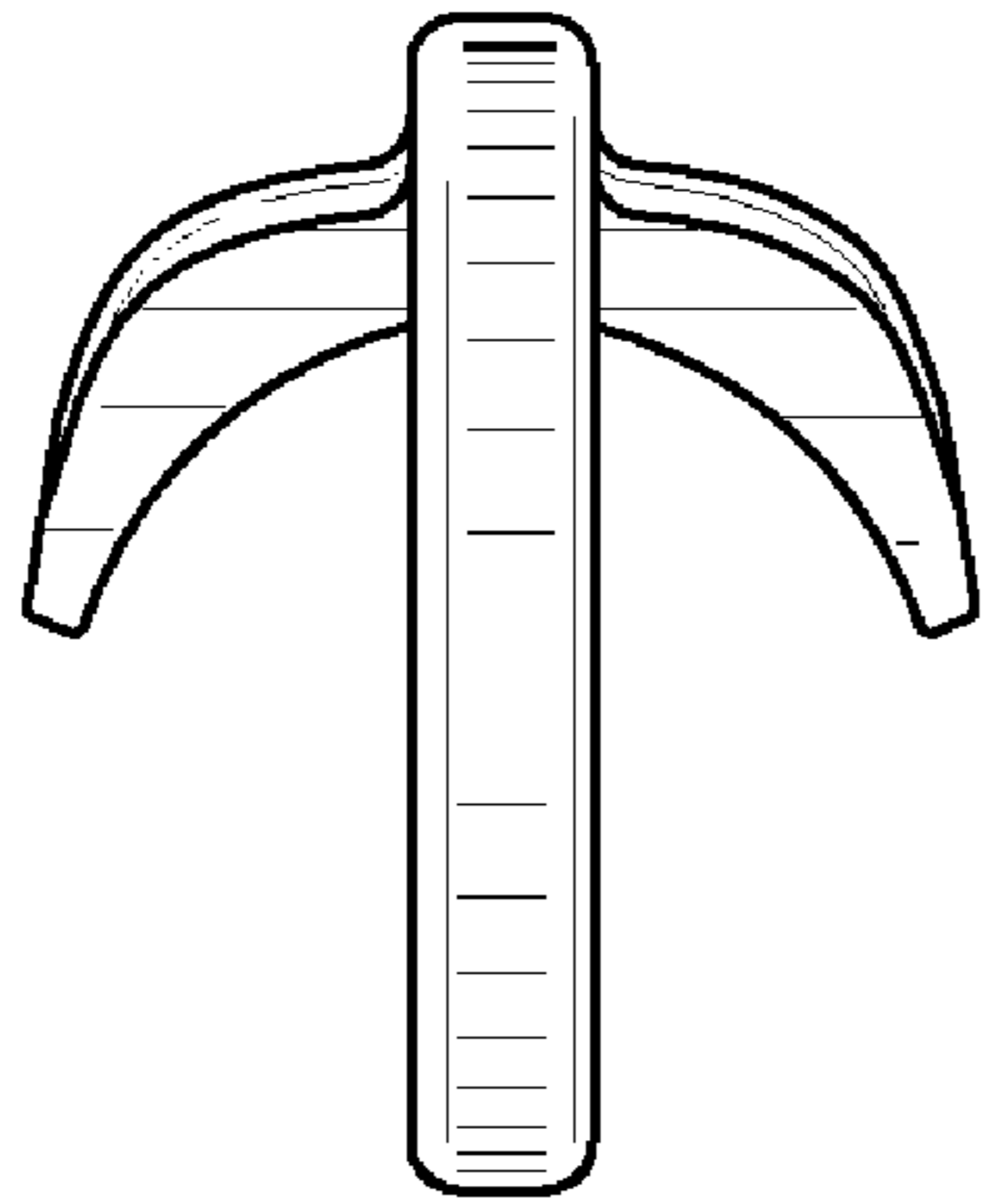


FIG 4

