



US00D574674S

(12) **United States Design Patent**
Stewart et al.

(10) **Patent No.:** **US D574,674 S**

(45) **Date of Patent:** **** Aug. 12, 2008**

(54) **BUNDLING DEVICE**

(75) Inventors: **Anna M. Stewart**, Atlanta, GA (US);
Stephen Kraigh Stewart, Atlanta, GA
(US)

(73) Assignee: **Fusion Brands Incorporated**, Atlanta,
GA (US)

(**) Term: **14 Years**

(21) Appl. No.: **29/255,629**

(22) Filed: **Mar. 11, 2006**

(51) **LOC (8) Cl.** **07-02**

(52) **U.S. Cl.** **D7/669; D7/368; D7/683**

(58) **Field of Classification Search** D7/368,
D7/669, 683; D8/382-384; 99/419, 421 A,
99/426, 441; 24/16 R, 17 A, 18, 19, 30.5 P,
24/30.5 S, 271-272

See application file for complete search history.

(56) **References Cited**

U.S. PATENT DOCUMENTS

1,007,669 A * 11/1911 Borden 24/17 R

3,206,814 A * 9/1965 Schumm 24/20 TT

6,560,822 B2 * 5/2003 Caveney et al. 24/16 PB

6,594,867 B1 * 7/2003 Pettersson 24/16 PB

* cited by examiner

Primary Examiner—Terry A Wallace

(74) *Attorney, Agent, or Firm*—George Ronald Reardon

(57) **CLAIM**

The ornamental design for a bundling device, as shown and described.

DESCRIPTION


FIG. 1 is a perspective view of a bundling device.

FIG. 2 is a top side plan view of a bundling device.

FIG. 3 is a left side plan view of a bundling device; and,

FIG. 4 is a left side plan view of a bundling device in a connected position.

1 Claim, 4 Drawing Sheets



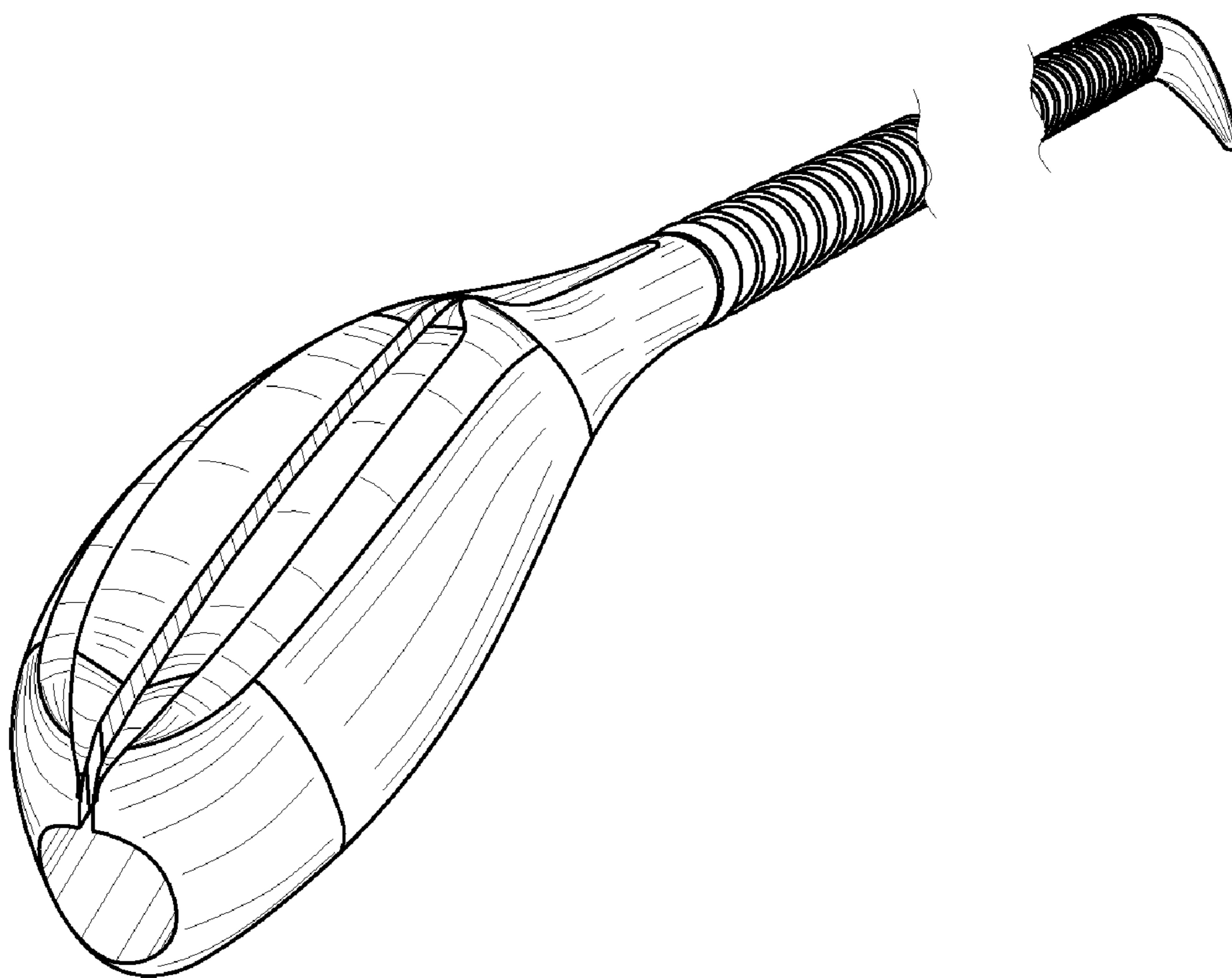


FIG. 1

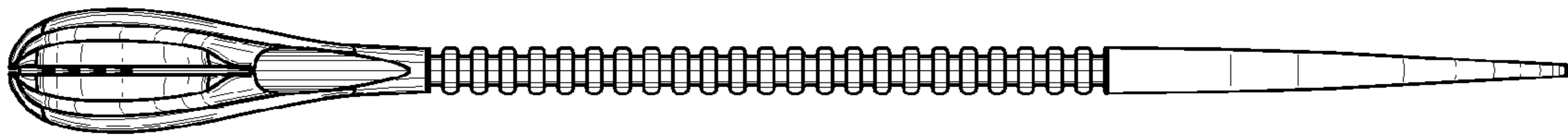


FIG. 2

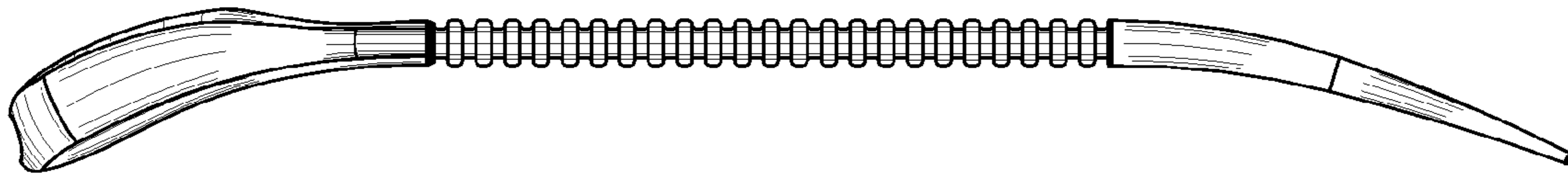


FIG. 3




FIG. 4