



US00D574663S

(12) **United States Design Patent**
Courington et al.

(10) **Patent No.:** **US D574,663 S**
(45) **Date of Patent:** **** Aug. 12, 2008**

(54) **CAKE PAN**

(75) Inventors: **Jennifer Courington**, Woodridge, IL (US); **Lou Henry**, New York, NY (US); **Chris Mellen**, New York, NY (US)

(73) Assignee: **Wilton Industries, Inc.**, Woodridge, IL (US)

(**) Term: **14 Years**

(21) Appl. No.: **29/283,327**

(22) Filed: **Aug. 10, 2007**

(51) **LOC (8) Cl.** **07-02**

(52) **U.S. Cl.** **D7/357**

(58) **Field of Classification Search** D7/323,
D7/354-361, 392.1, 393, 396.1, 407, 412,
D7/417, 505, 513, 540-545, 550.1, 551.1,
D7/552.1, 553.1, 553.4-553.8, 555, 584,
D7/602, 675, 698; D9/414, 420-432, 456,
D9/757; D11/143; D30/133; 99/324, 339,
99/422, 426, 446, 448; 220/4.21, 23.2-23.8,
220/309.1, 367.1, 376-377, 573.1-573.4,
220/574, 601-602, 610, 629, 669, 672-675,
220/912; 249/66.1, 117, 122-124, 127, 155-156,
249/160

See application file for complete search history.

(56) **References Cited**

U.S. PATENT DOCUMENTS

D51,881 S * 3/1918 Evans D7/357

D279,538 S * 7/1985 Throm D7/357
D497,077 S * 10/2004 de Groot D7/357
D511,652 S * 11/2005 Paplinski D7/417
D543,797 S * 6/2007 Kaposi D7/675

* cited by examiner

Primary Examiner—Caron D. Veynar

Assistant Examiner—Ricky Pham

(74) *Attorney, Agent, or Firm*—DLA Piper US LLP; R. Blake Johnston


(57) **CLAIM**

The ornamental design for the cake pan, as shown.

DESCRIPTION

FIG. 1 is a perspective view of the cake pan;
FIG. 2 is a front elevational view of the cake pan;
FIG. 3 is a rear elevational view of the cake pan;
FIG. 4 is a left side elevational view of the cake pan;
FIG. 5 is a right side elevational view of the cake pan;
FIG. 6 is a top plan view of the cake pan; and,
FIG. 7 is a bottom plan view of the cake pan.

1 Claim, 5 Drawing Sheets



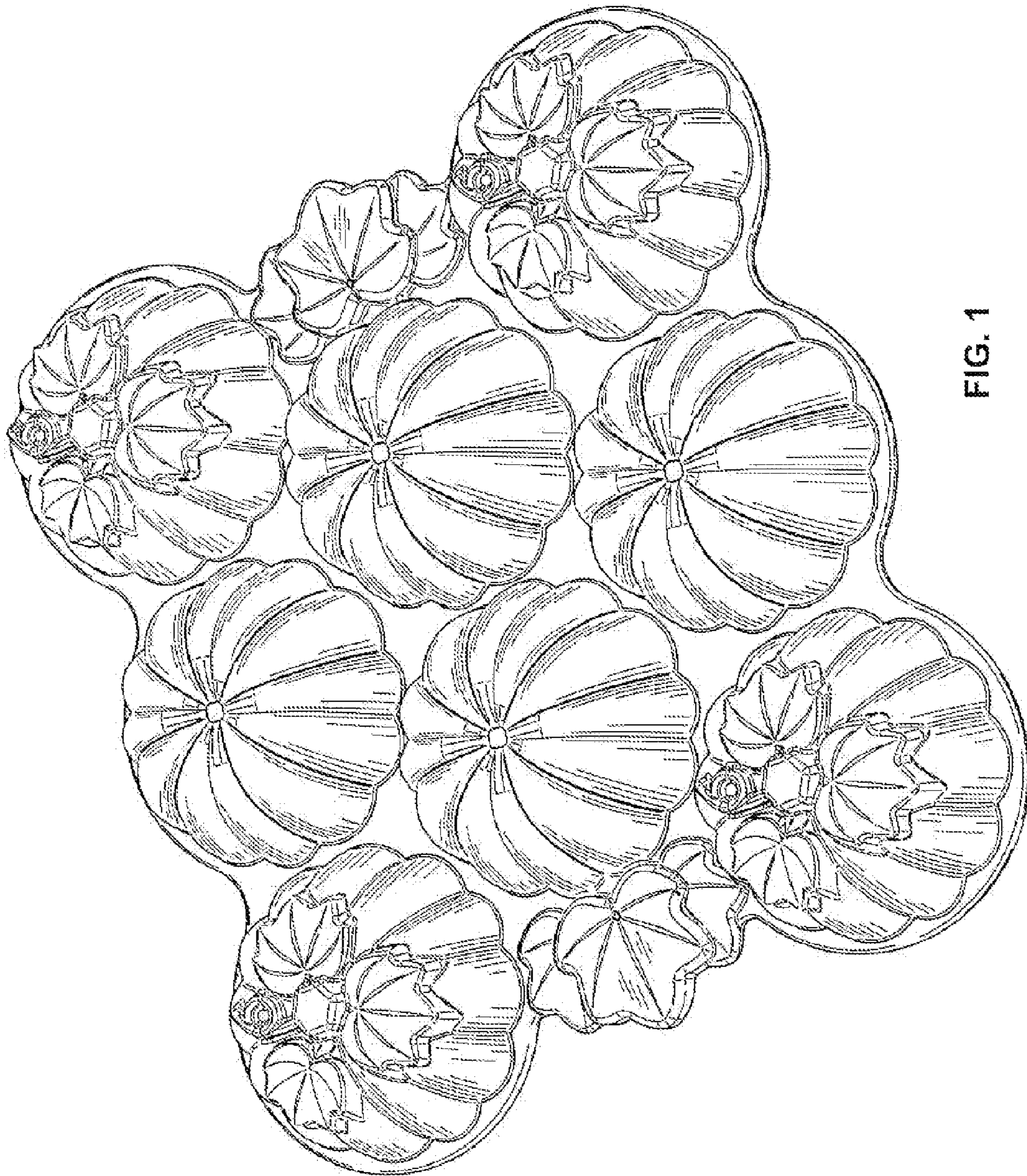


FIG. 1

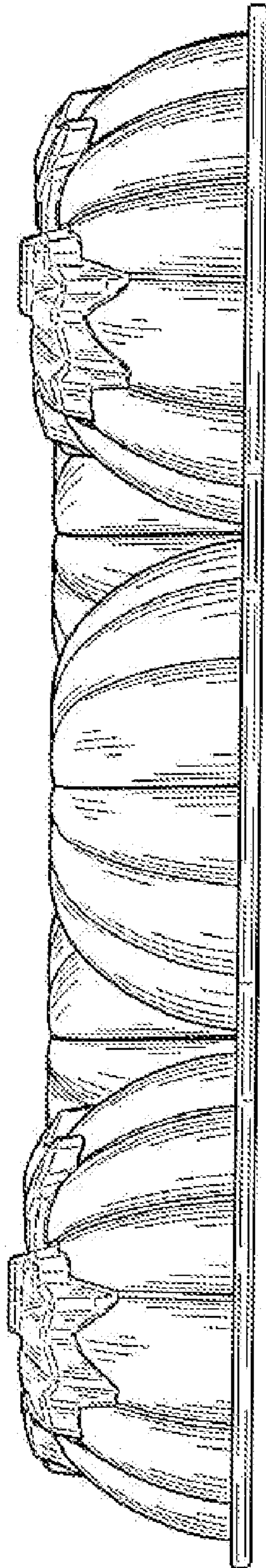


FIG. 2

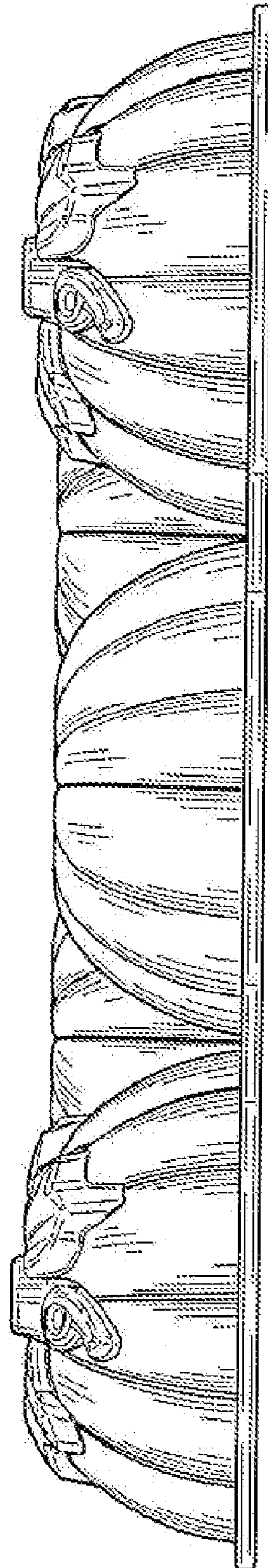


FIG. 3

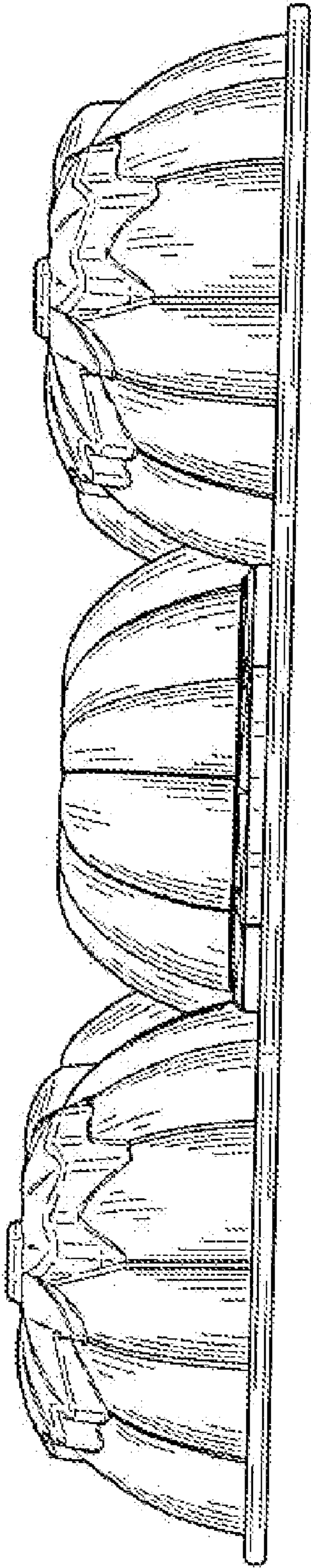


FIG. 4

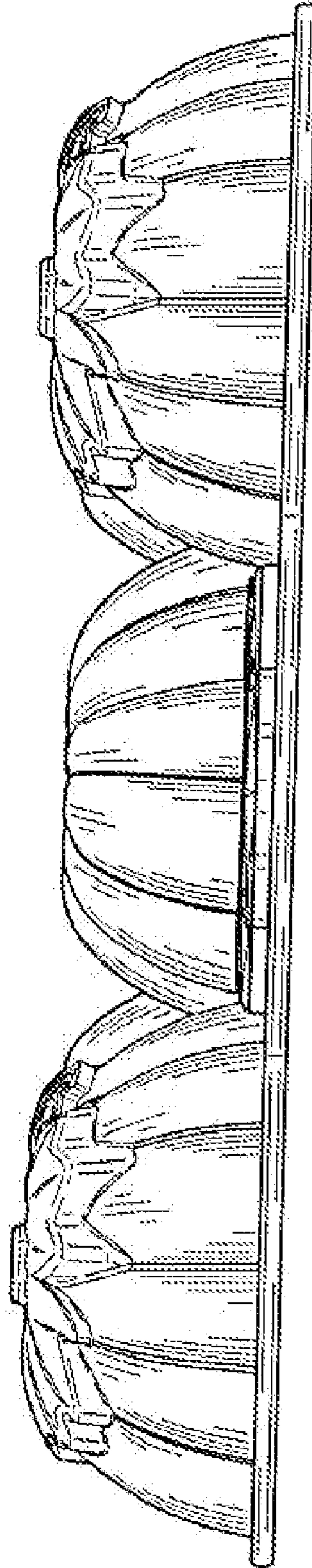


FIG. 5




FIG. 6




FIG. 7