



US00D574656S

(12) **United States Design Patent**
Lebowitz

(10) **Patent No.:** **US D574,656 S**
(45) **Date of Patent:** **** Aug. 12, 2008**

(54) **TEA KETTLE**

(75) Inventor: **Samuel Lebowitz**, Shelter Island, NY
(US)

(73) Assignee: **Wilton Industries, Inc.**, Woodridge, IL
(US)

(**) Term: **14 Years**

(21) Appl. No.: **29/273,624**

(22) Filed: **Mar. 9, 2007**

(51) **LOC (8) Cl.** **07-01**

(52) **U.S. Cl.** **D7/319; D7/317; D7/321;**
D7/322

(58) **Field of Classification Search** D7/300,
D7/317, 318, 320, 321, 322, 312; 222/475,
222/474, 470, 144.5, 146.6, 472, 469
See application file for complete search history.

(56) **References Cited**

U.S. PATENT DOCUMENTS

D274,594 S	7/1984	Lebowitz	
D282,810 S *	3/1986	Urich	D7/322
D288,518 S	3/1987	Lebowitz	
D288,890 S	3/1987	Lebowitz	
D308,314 S *	6/1990	Ancona et al.	D7/322
D336,006 S	6/1993	Lebowitz	
D336,013 S	6/1993	Lebowitz	
D338,799 S	8/1993	Lebowitz	
D342,640 S	12/1993	Lebowitz	
D352,419 S *	11/1994	Lin	D7/322
D355,324 S	2/1995	Lebowitz	
D355,325 S	2/1995	Lebowitz	
D355,326 S	2/1995	Lebowitz	
D355,327 S	2/1995	Lebowitz	
D355,328 S	2/1995	Lebowitz	
D355,563 S *	2/1995	Lebowitz	D7/322
D355,808 S	2/1995	Lebowitz	
D380,337 S *	7/1997	Lien	D7/322
D396,988 S *	8/1998	Lien	D7/322

6,006,959 A *	12/1999	Naden et al.	222/469
D428,758 S *	8/2000	Santiago et al.	D7/322
D448,963 S *	10/2001	Shim	D7/322
6,540,120 B2 *	4/2003	Lebowitz	222/471
D478,243 S *	8/2003	Lebowitz	D7/322
D478,767 S *	8/2003	Lebowitz	D7/322
D484,735 S	1/2004	Lebowitz	
D490,641 S	6/2004	Lebowitz	
D497,511 S *	10/2004	Lebowitz	D7/322
D498,109 S	11/2004	Lebowitz	
D502,838 S *	3/2005	Ancona	D7/321
D504,273 S *	4/2005	Ancona	D7/322
7,048,144 B1 *	5/2006	Chan et al.	222/1
D525,071 S	7/2006	Lebowitz	
D535,148 S *	1/2007	Palm et al.	D7/397
D540,610 S	4/2007	Lebowitz	
D541,099 S	4/2007	Lebowitz	
D541,100 S *	4/2007	Lebowitz	D7/322
D541,573 S *	5/2007	Lebowitz	D7/322
7,303,100 B2 *	12/2007	Palm et al.	222/470

* cited by examiner

Primary Examiner—Marianne Pandozzi

(74) *Attorney, Agent, or Firm*—DLA Piper US LLP; R. Blake Johnston

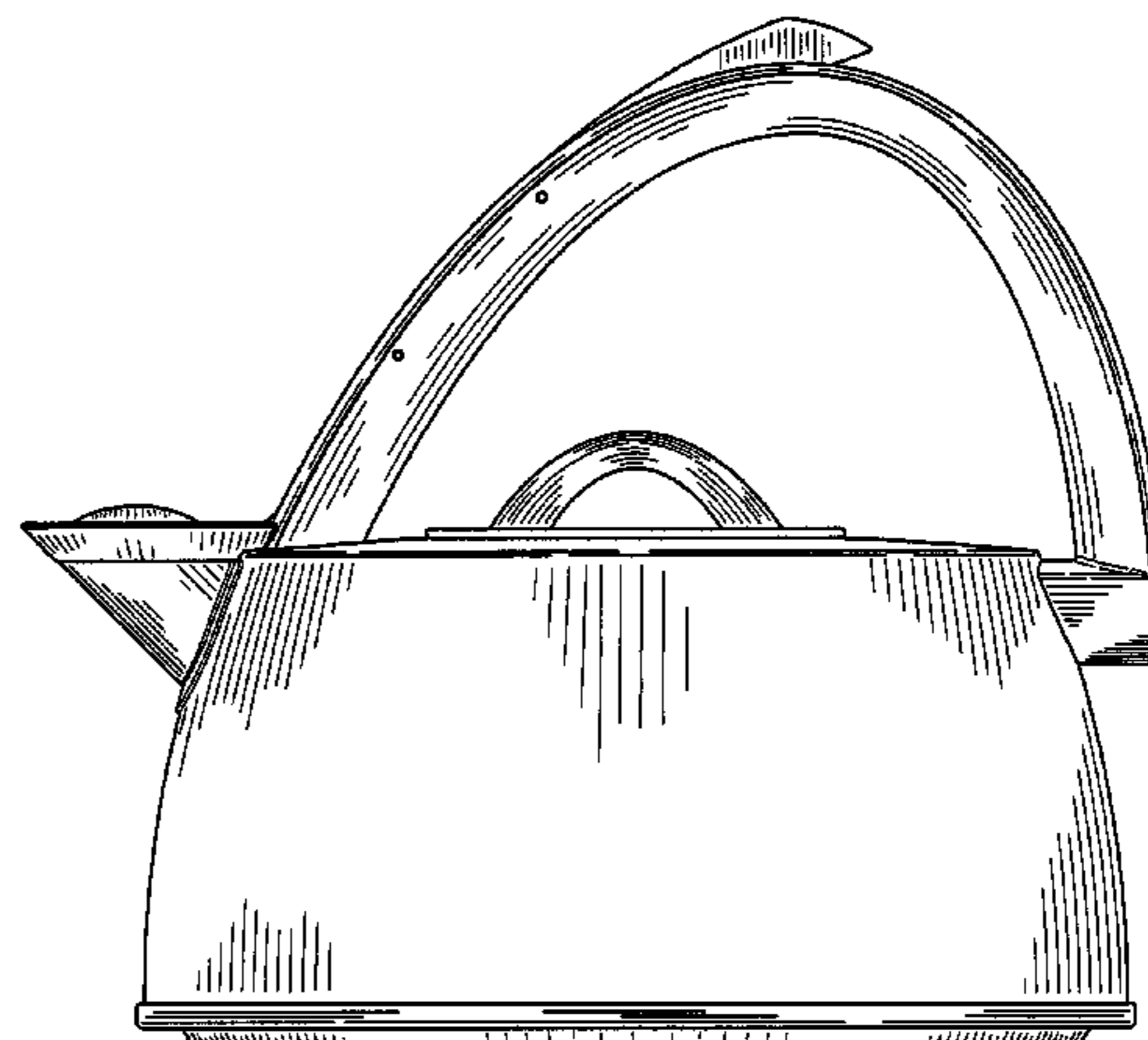
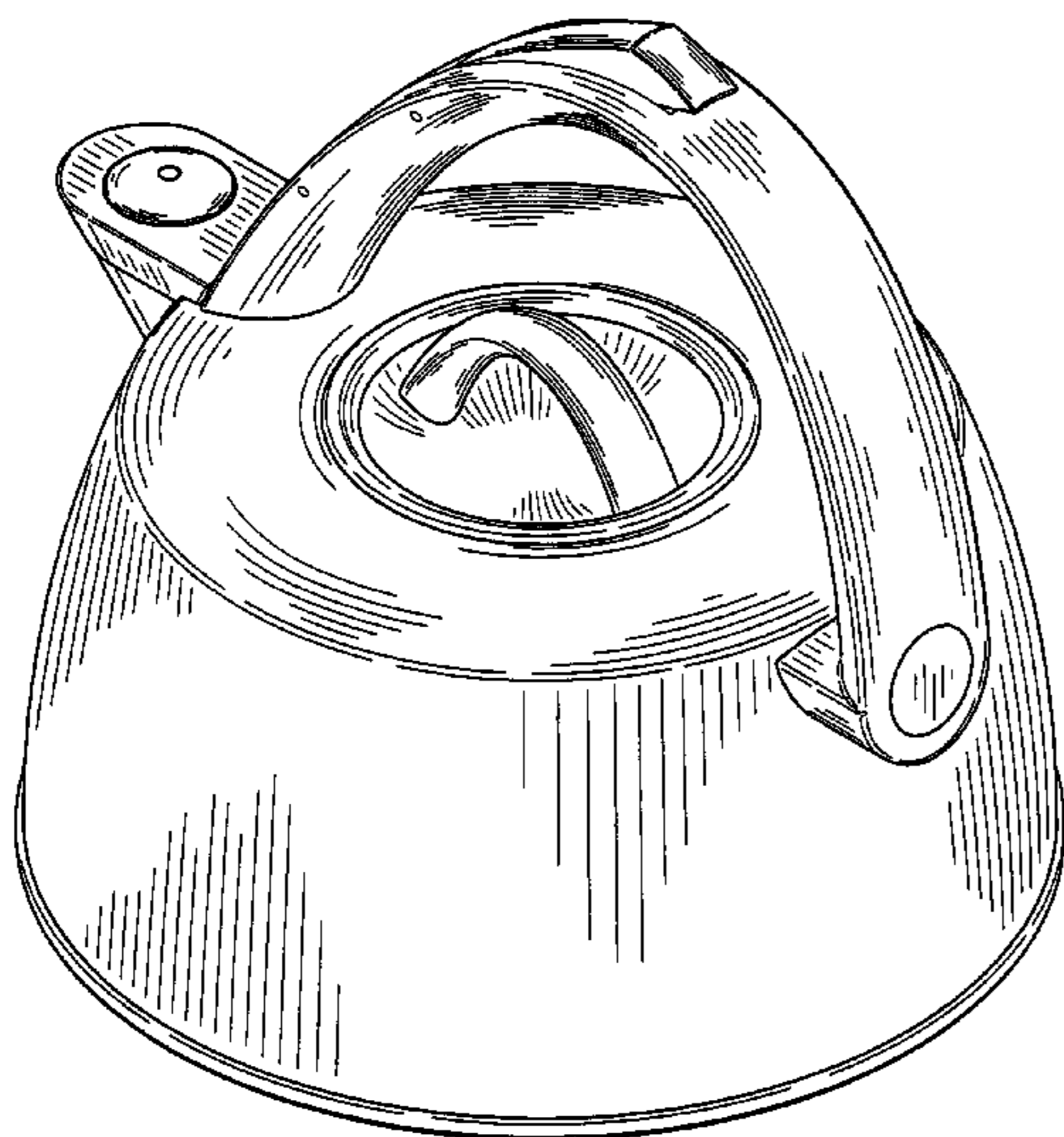
(57) **CLAIM**

The ornamental design for a tea kettle, as shown and described.

DESCRIPTION

FIG. 1 is a perspective view of the tea kettle;
FIG. 2 is a front elevational view of the tea kettle;
FIG. 3 is a rear elevational view of the tea kettle;
FIG. 4 is a left side elevational view thereof, the right side being a mirror image thereof;
FIG. 5 is a top plan view of the tea kettle; and,
FIG. 6 is a bottom plan view of the tea kettle.

1 Claim, 6 Drawing Sheets



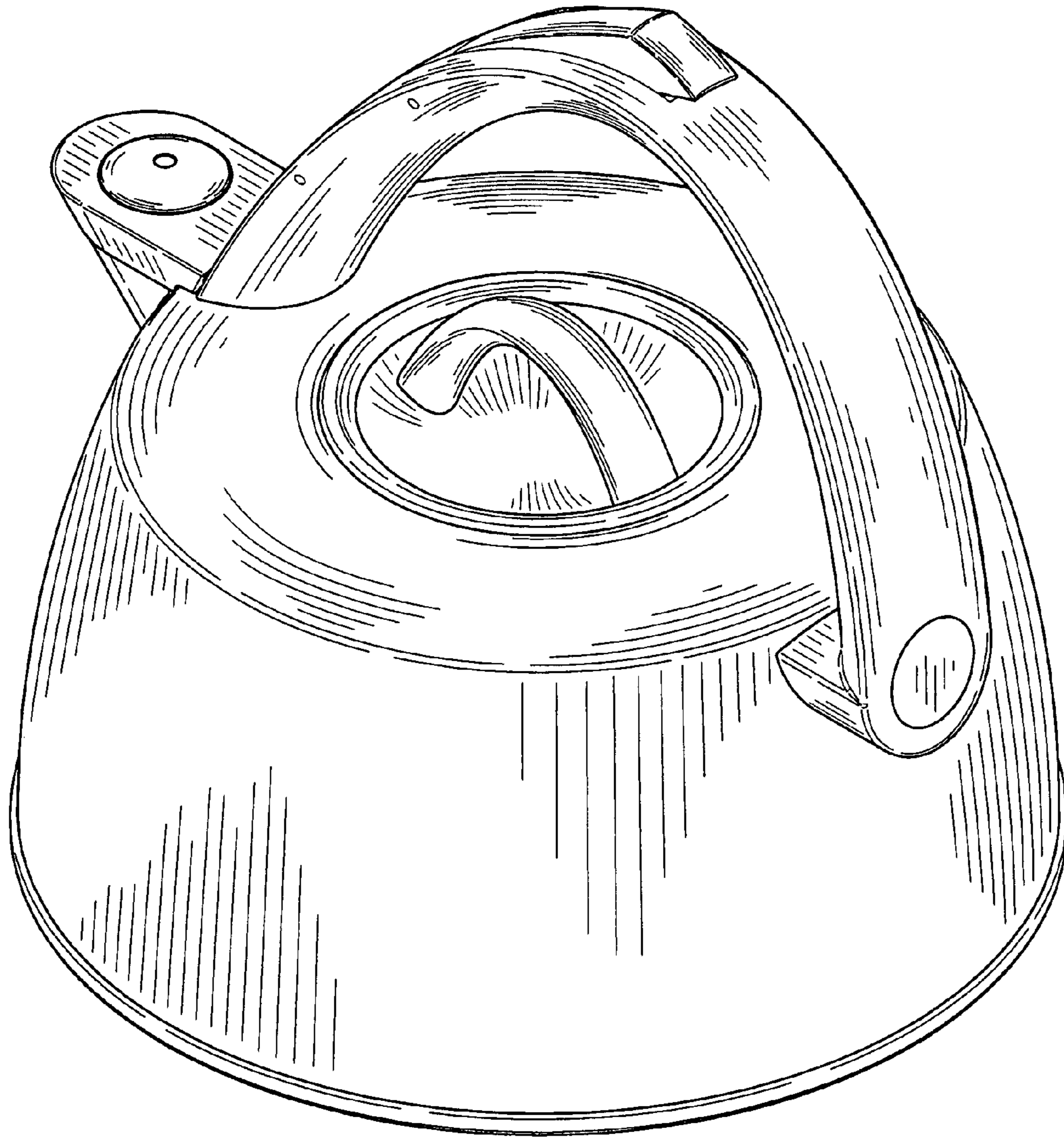


FIG. 1

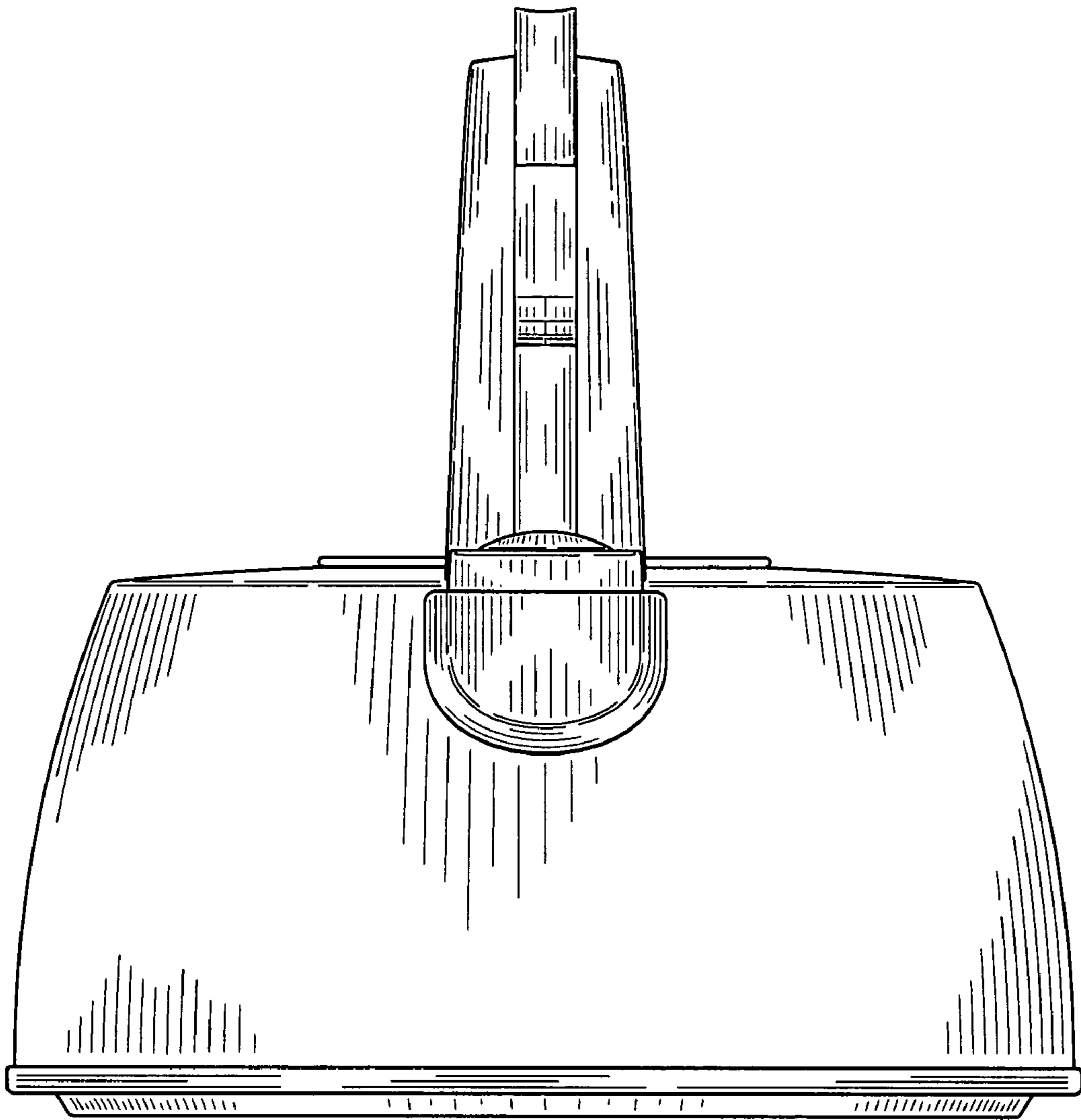


FIG. 2

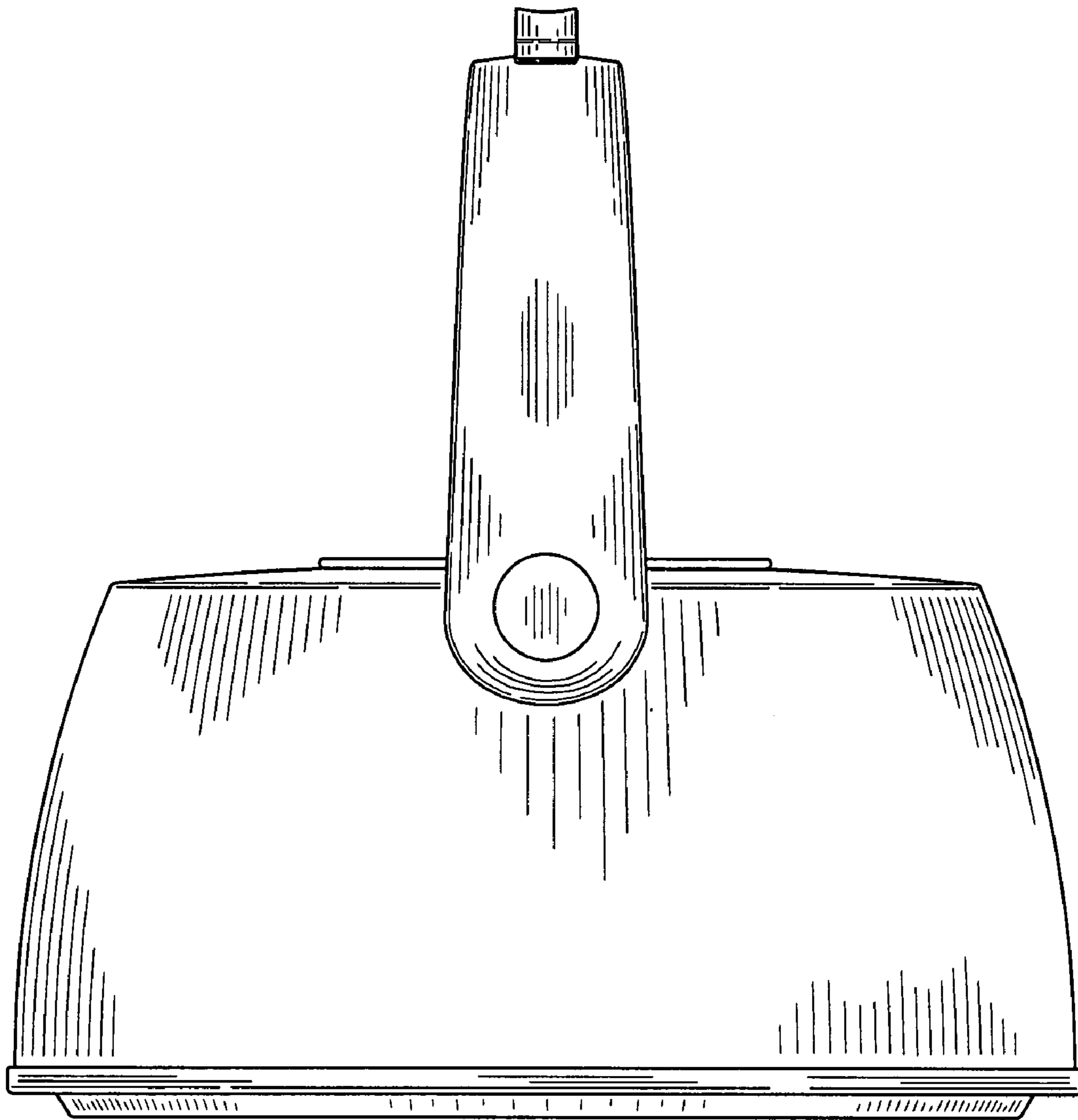


FIG. 3




FIG. 4

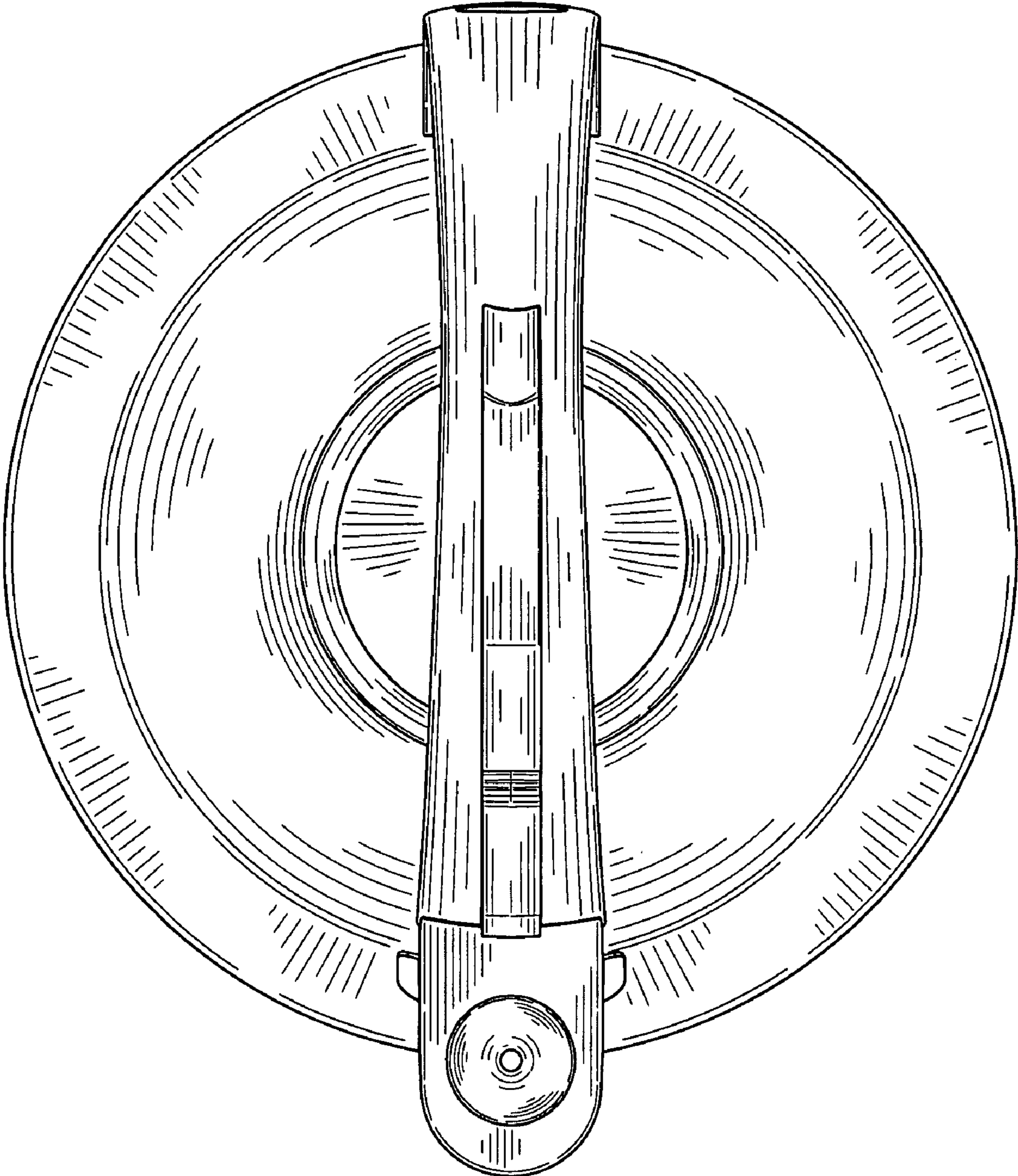


FIG. 5

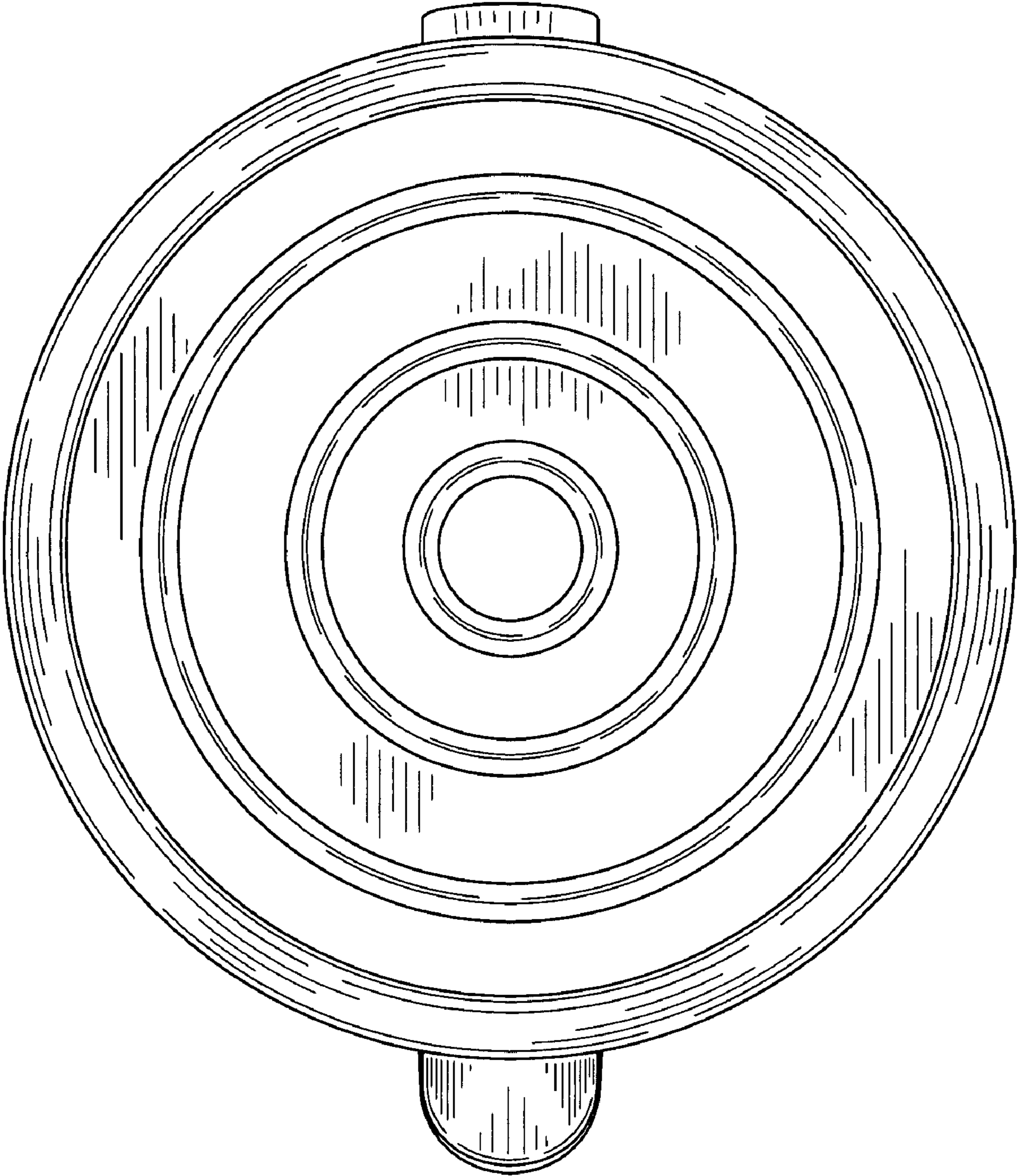


FIG. 6