



US00D574639S

(12) **United States Design Patent**
Weimer et al.

(10) **Patent No.:** **US D574,639 S**

(45) **Date of Patent:** **** Aug. 12, 2008**

(54) **BENCH SUPPORT**

(75) Inventors: **Kent Weimer**, Columbia City, IN (US);
Douglas Garofalo, Chicago, IL (US);
Grant Gibson, Chicago, IL (US)

(73) Assignee: **Wabash Valley Mfg.**, Silver Lake, IN
(US)

(**) Term: **14 Years**

(21) Appl. No.: **29/288,672**

(22) Filed: **Jun. 19, 2007**

(51) **LOC (8) Cl.** **06-01**

(52) **U.S. Cl.** **D6/492**

(58) **Field of Classification Search** D6/334,
D6/335, 337, 341, 349, 353, 354, 377, 367-369,
D6/381, 383, 491, 500-502; 297/16.1, 16.2,
297/232, 245, 283.2, 353, 354.1, 445.1, 448.1;
5/12.1, 12.2

See application file for complete search history.

(56) **References Cited**

U.S. PATENT DOCUMENTS

D165,710 S	1/1952	Currie et al.
D182,822 S	5/1958	Kempner, Jr.
2,917,108 A	12/1959	Moritz
D190,744 S	6/1961	Guice
D222,806 S	1/1972	Wise
D228,162 S	8/1973	Fink
3,758,152 A	9/1973	Lake
D231,963 S	7/1974	May
3,847,424 A	11/1974	Nielson
3,910,631 A	10/1975	Inaba
4,023,859 A	5/1977	Hagenson
D277,442 S	2/1985	Crowell
D278,776 S	5/1985	Kime
4,522,443 A	6/1985	Van Blankenburg
D294,782 S	3/1988	Balderi
D325,304 S	4/1992	Grosfillex
D327,778 S	7/1992	Crawford
D327,779 S	7/1992	Jensen et al.
D345,261 S	3/1994	Chen

D357,590 S	4/1995	Noll
D360,536 S	7/1995	Pelletier
5,452,936 A	9/1995	Koehring
D366,773 S	2/1996	Yurk
D366,774 S	2/1996	Frinier
D372,133 S	7/1996	Slear
D376,937 S	12/1996	Skalka
D380,313 S	7/1997	Slear
D381,826 S	8/1997	Lin
D383,615 S	9/1997	Skalka
D384,512 S	10/1997	Skalka
D386,012 S	11/1997	Skalka
D396,963 S	8/1998	Jeng
D399,662 S	10/1998	Jeng
D399,667 S	10/1998	Muller

(Continued)

OTHER PUBLICATIONS

2006 "Plastisol" Coated Furniture Catalog, Wabash Valley Manufacturing, Inc.

(Continued)

Primary Examiner—Sandra Snapp

(74) *Attorney, Agent, or Firm*—E. Victor Indiano; Indiano Vaughan LLP

(57)

CLAIM

The ornamental design for a bench support, as shown and described.

DESCRIPTION

FIG. 1 is a perspective view of a bench support showing our new design;

FIG. 2 is a left side view thereof;

FIG. 3 is a front view thereof;

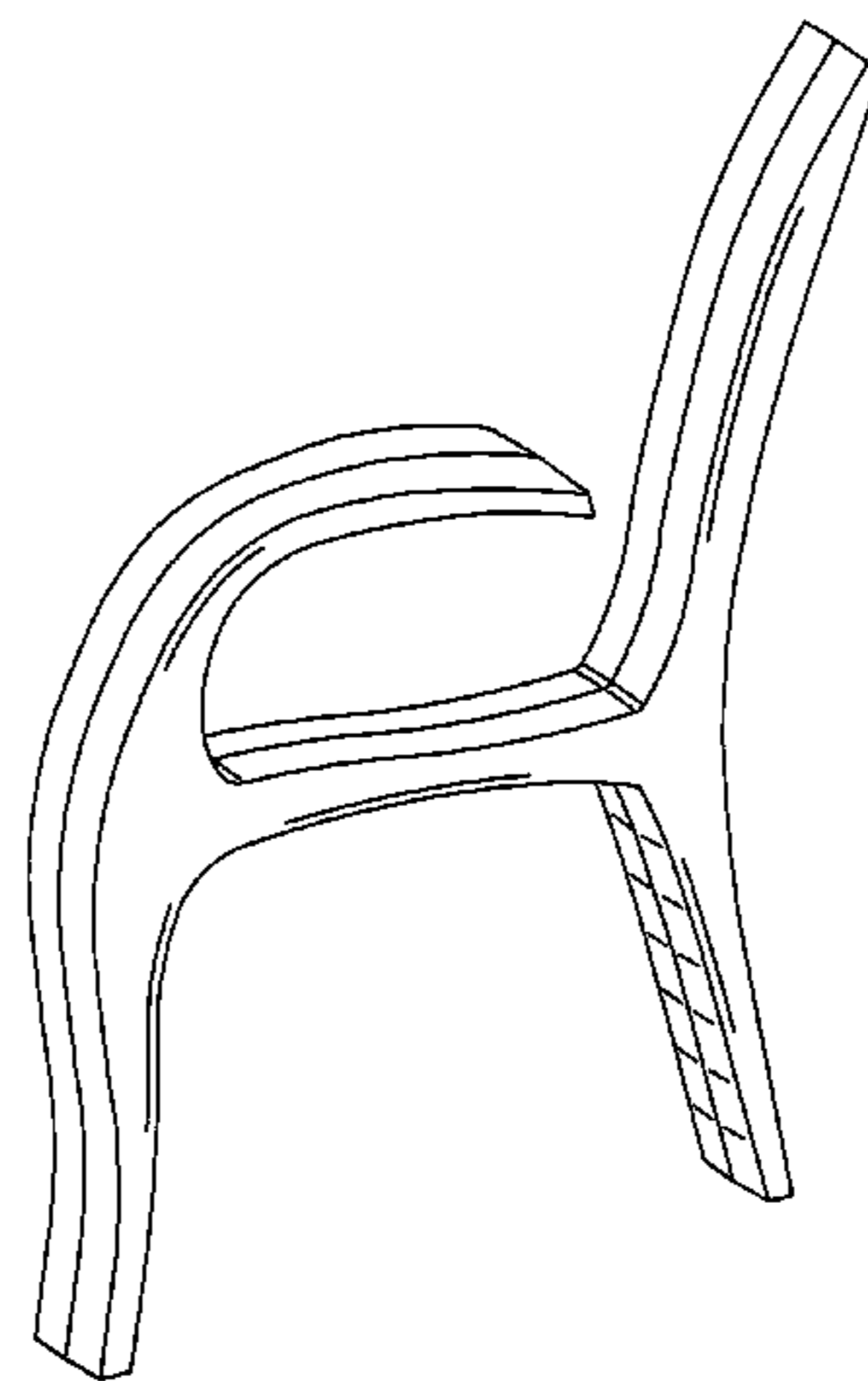
FIG. 4 is a rear view thereof;

FIG. 5 is a right side view thereof;

FIG. 6 is a top view thereof; and,

FIG. 7 is a bottom view thereof.

1 Claim, 4 Drawing Sheets



US D574,639 S

Page 2

U.S. PATENT DOCUMENTS

D401,770 S 12/1998 Jeng
D402,816 S 12/1998 Jeng
D409,011 S 5/1999 Jeng
D409,401 S 5/1999 Jeng
D409,402 S 5/1999 Jeng
D409,410 S 5/1999 Jeng
D409,850 S 5/1999 Jeng
D419,004 S 1/2000 Collins
D419,341 S 1/2000 Chipman
D420,825 S 2/2000 Lin
D425,718 S 5/2000 van Valderen
D454,436 S 3/2002 Shilling
D458,475 S 6/2002 Heckt et al.
D468,126 S 1/2003 Pappas
D507,420 S * 7/2005 Reza-Hadden D6/349
D513,893 S * 1/2006 Reza-Hadden D6/355
D522,281 S * 6/2006 Schiefer et al. D6/495
D522,282 S * 6/2006 Schiefer et al. D6/495

D523,263 S 6/2006 Skalka
D523,666 S * 6/2006 Schiefer et al. D6/495
D526,149 S * 8/2006 Schiefer et al. D6/501
D526,518 S * 8/2006 Schiefer et al. D6/501
D527,922 S 9/2006 Shilling

OTHER PUBLICATIONS

Vinyl Coated Steel Recreational Furniture 1998 Catalog, Diversified Metal Fabricators, Inc.
Superior Line Outdoor/Indoor Furniture 1996 Catalog, Fusion Coatings, Inc., p. 13.
Specializing in Vinyl Coated Steel Recreational Furniture Catalog, Diversified Metal Fabricators, Inc., 12th Edition, Jan. 1996.
2003 Fusion Coatings catalog, pp. 49-55.
National Center on Accessibility, Jan. 28, 2005, www.naonline.org.
Rhodes Bench and Model 1890 Park Bench, 2004 Sweets Catalog File, vol. 1.

* cited by examiner

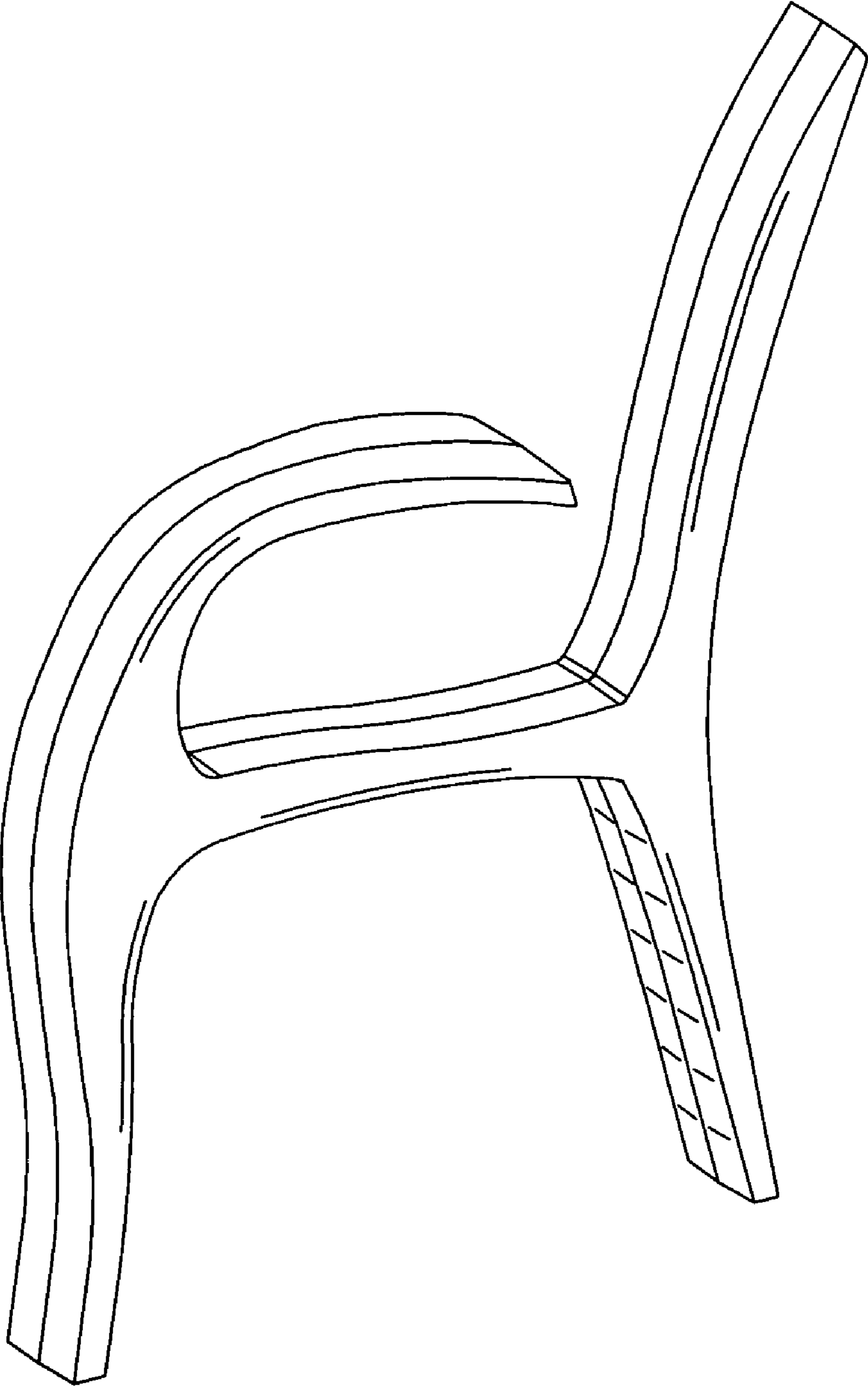


FIG. 1

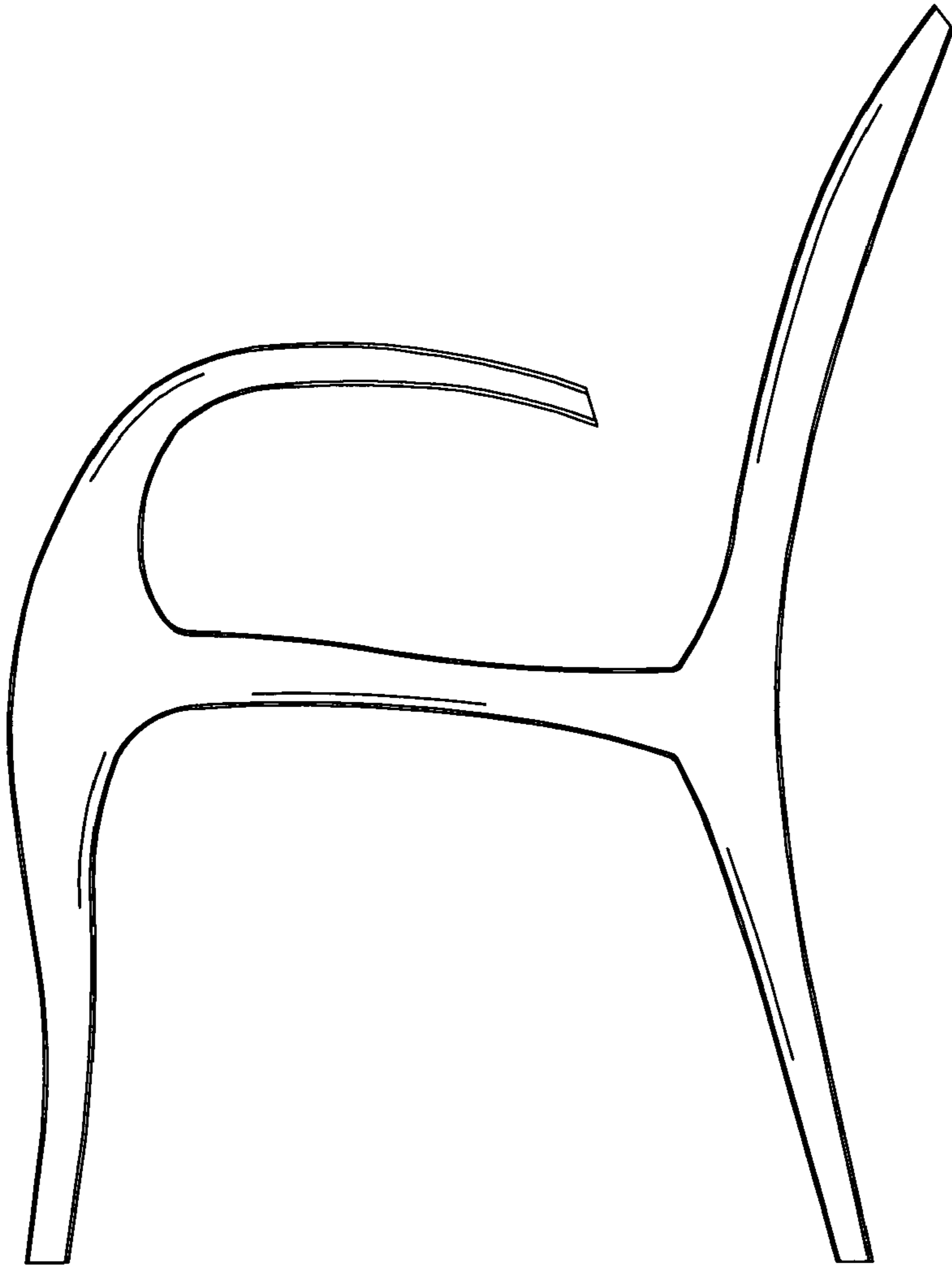


FIG. 2

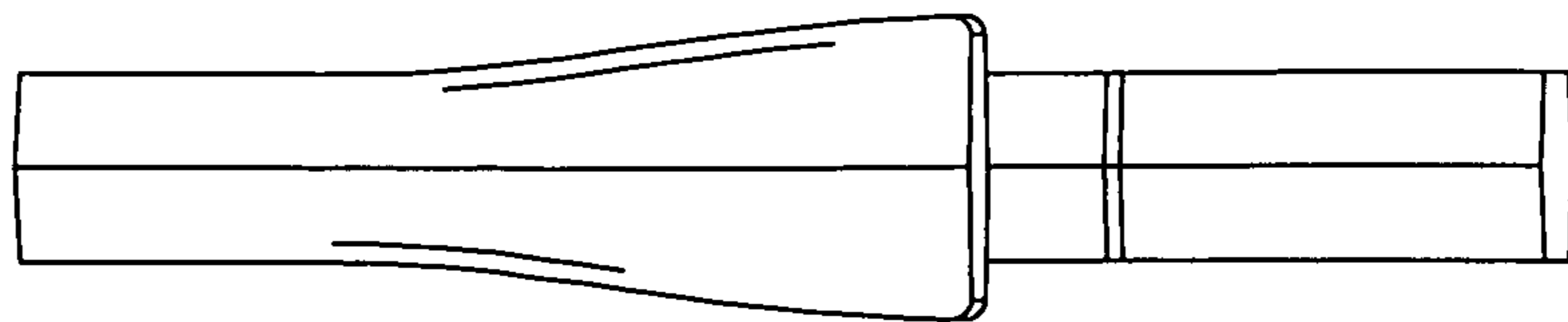


FIG. 6

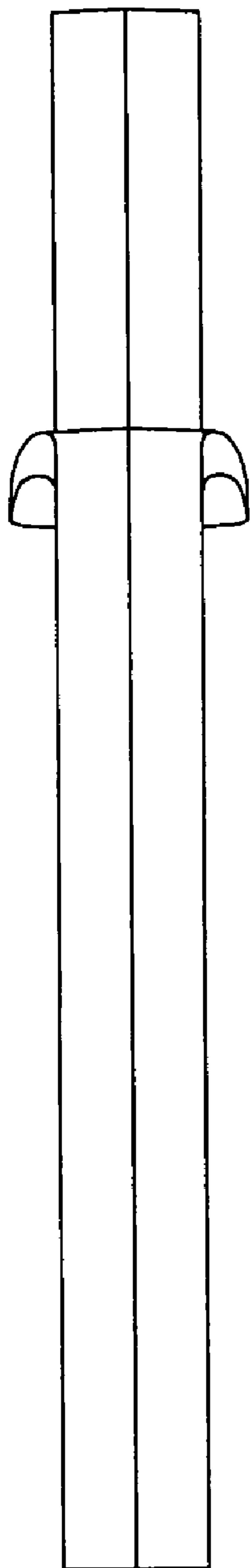


FIG. 3

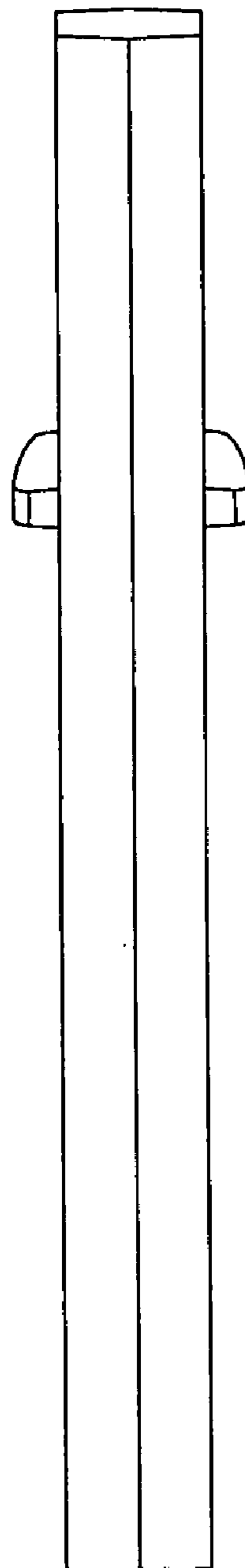


FIG. 4

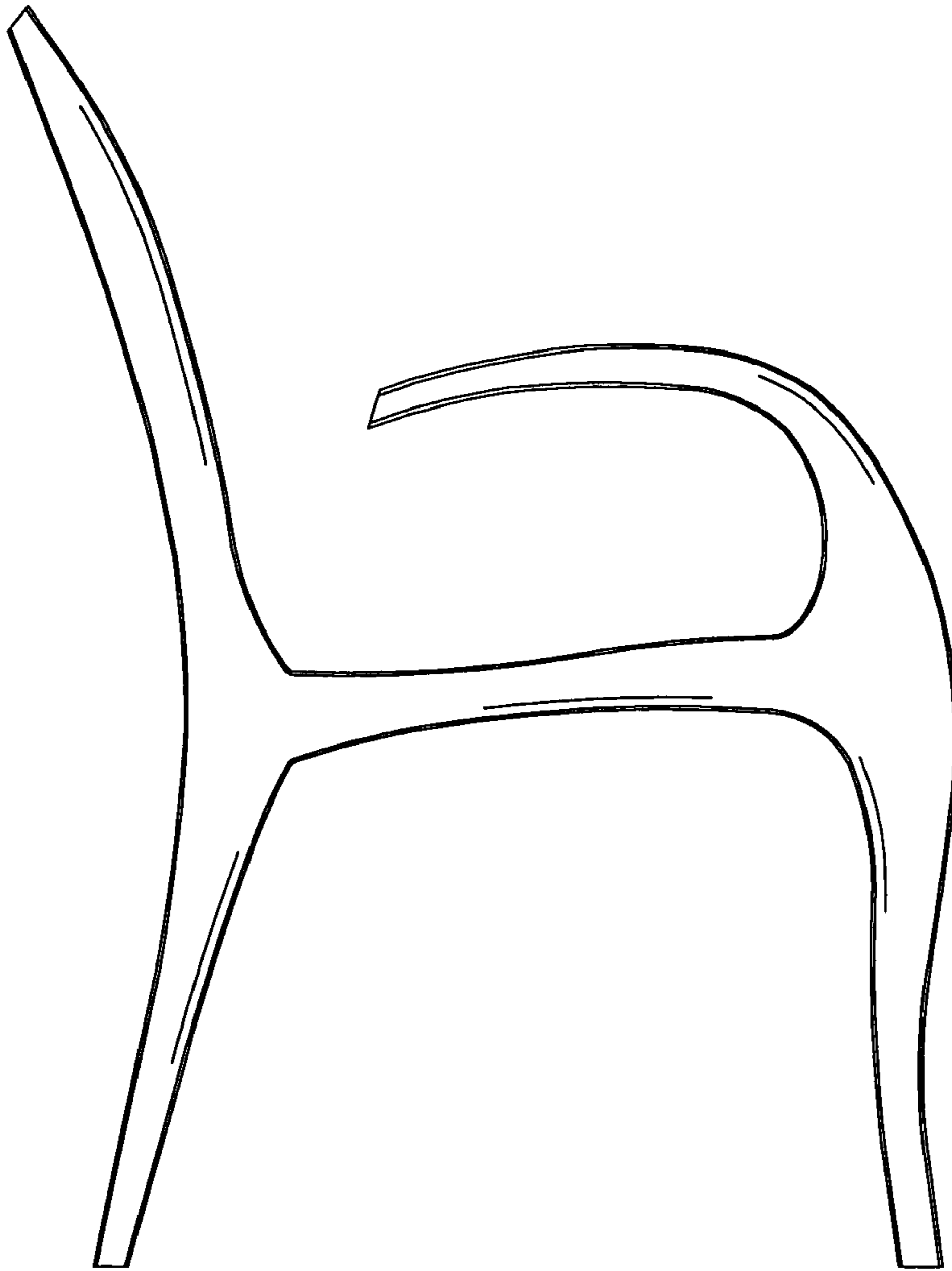


FIG. 5

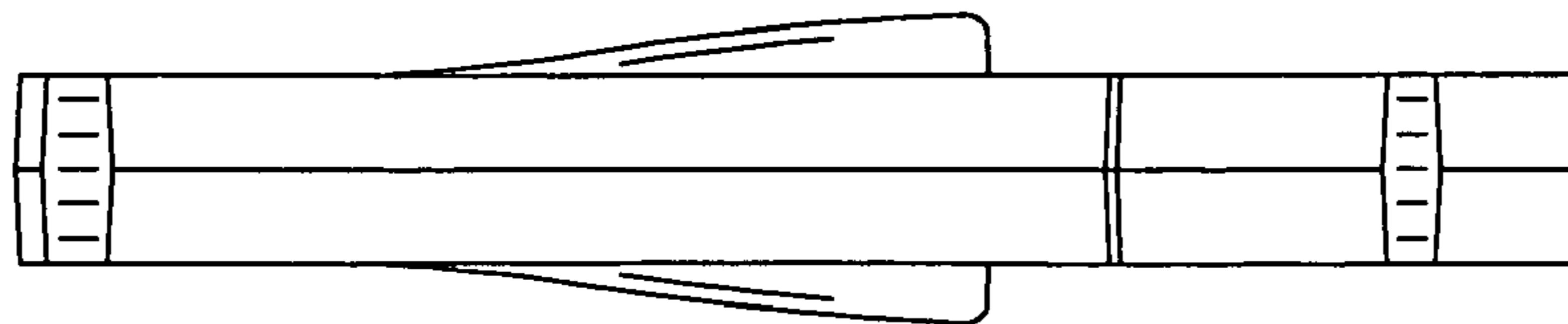


FIG. 7