



US00D574629S

(12) **United States Design Patent**
Kalkwarf

(10) **Patent No.:** **US D574,629 S**

(45) **Date of Patent:** **** *Aug. 12, 2008**

(54) **CHEST**

(75) **Inventor:** **William C. Kalkwarf**, Cedar Falls, IA
(US)

(73) **Assignee:** **Master Lock Company LLC**, Oak
Creek, WI (US)

(**) **Term:** **14 Years**

(21) **Appl. No.:** **29/302,987**

(22) **Filed:** **Jan. 30, 2008**

(51) **LOC (8) Cl.** **06-04**

(52) **U.S. Cl.** **D6/445**

(58) **Field of Classification Search** D6/432-448,
D6/491, 509, 510; 312/108, 111, 114, 117,
312/204, 249.11, 308, 330.1, 348.4; D3/297,
D3/905; D34/19, 21

See application file for complete search history.

(56) **References Cited**

U.S. PATENT DOCUMENTS

D149,434 S *	4/1948	Moberg	D6/446
D205,522 S	8/1966	Doman		
D218,080 S	7/1970	Sierzega		
4,120,549 A	10/1978	Bureau		
D254,883 S *	5/1980	Jorda-Segui	D6/445
4,413,867 A *	11/1983	Mosebrook et al.	312/111
D286,714 S *	11/1986	Verholt	D6/446
D327,967 S	7/1992	Hikawa		
D341,253 S	11/1993	Ballman et al.		
5,332,305 A	7/1994	Slivon et al.		
5,443,311 A	8/1995	Kadlecek et al.		
D361,910 S	9/1995	Maple et al.		
D370,342 S	6/1996	Gwyther		

D370,572 S	6/1996	Lin		
D372,378 S	8/1996	Kruger		
5,607,214 A	3/1997	Pierce et al.		
D381,166 S	7/1997	Bonazza		
D385,722 S *	11/1997	Yemini	D6/445
D386,626 S *	11/1997	Yemini	D6/445
5,720,535 A	2/1998	Mehman		
D393,541 S	4/1998	Calmeise		

(Continued)

Primary Examiner—Mimosa De
(74) *Attorney, Agent, or Firm*—Calfee, Halter & Griswold
LLP

(57) **CLAIM**

I claim the ornamental design for a chest, as shown and described.

DESCRIPTION

FIG. 1 is a front perspective view of a chest made in accordance with an embodiment of the new design;

FIG. 2 is a front view of the chest of FIG. 1;

FIG. 3 is a rear view of the chest of FIG. 1;

FIG. 4 is a left side view of the chest of FIG. 1;

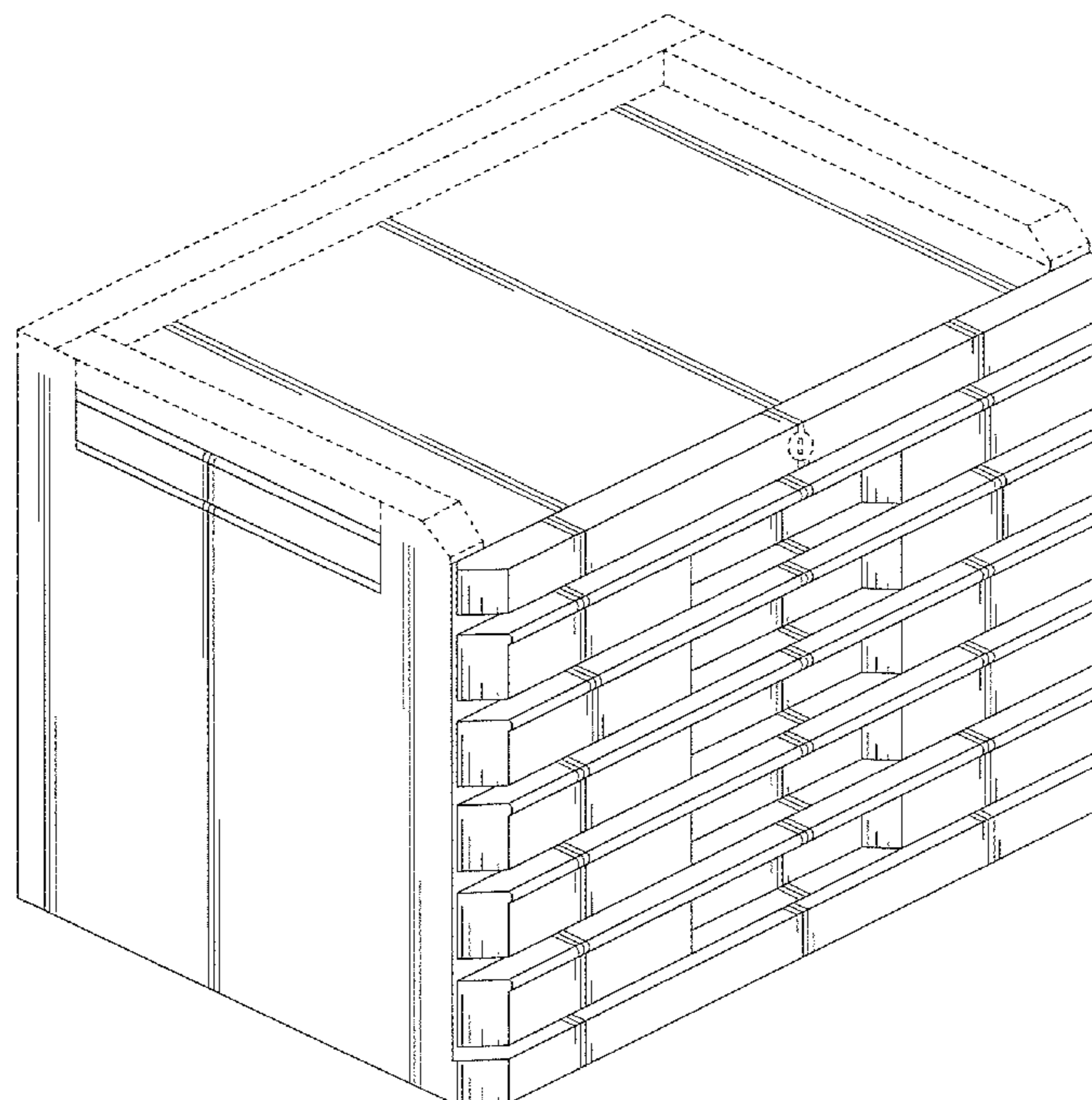
FIG. 5 is a right side view of the chest of FIG. 1;

FIG. 6 is a top view of the chest of FIG. 1; and,

FIG. 7 is a bottom view of the chest of FIG. 1.

The portions of the Figures shown in phantom lines are not part of the claimed design, but are either directed to environment and for illustrative purposes only, or are to define the boundaries of the claimed design.

1 Claim, 4 Drawing Sheets



US D574,629 S

Page 2

U.S. PATENT DOCUMENTS

D394,562 S	5/1998	Di Blasi		D461,067 S *	8/2002	Frank et al.	D6/446
5,857,757 A	1/1999	Bieker et al.		D470,687 S	2/2003	Binse et al.	
D412,626 S	8/1999	Johnson et al.		D505,237 S	5/2005	Schmidt et al.	
D423,817 S *	5/2000	Holcomb et al.	D6/445	D506,090 S	6/2005	Ben-Or	
D423,818 S *	5/2000	Holcomb et al.	D6/445	D514,854 S	2/2006	Schmidt et al.	
D427,807 S *	7/2000	Holcomb et al.	D6/445	D517,805 S	3/2006	Hosking	
6,109,709 A	8/2000	Holcomb et al.		D520,264 S	5/2006	Mehmen et al.	
D430,426 S *	9/2000	Bieker et al.	D6/445	D520,784 S	5/2006	Schmidt et al.	
6,176,559 B1	1/2001	Tiramani et al.		D526,782 S	8/2006	Hosking	
D448,168 S	9/2001	Johnston		D547,160 S	7/2007	Hand	
D449,181 S	10/2001	Story et al.		D554,370 S	11/2007	Hand	
D453,074 S	1/2002	Johnston		D554,864 S	11/2007	Hand	
6,347,847 B1	2/2002	Tiramani et al.		D560,079 S	1/2008	Mehmen	
D455,902 S	4/2002	Wolf		D563,103 S	3/2008	Hand	
D457,704 S	5/2002	Fiscus et al.		2002/0030425 A1	3/2002	Tiramani et al.	
				2002/0074905 A1	6/2002	Tiramani et al.	

* cited by examiner

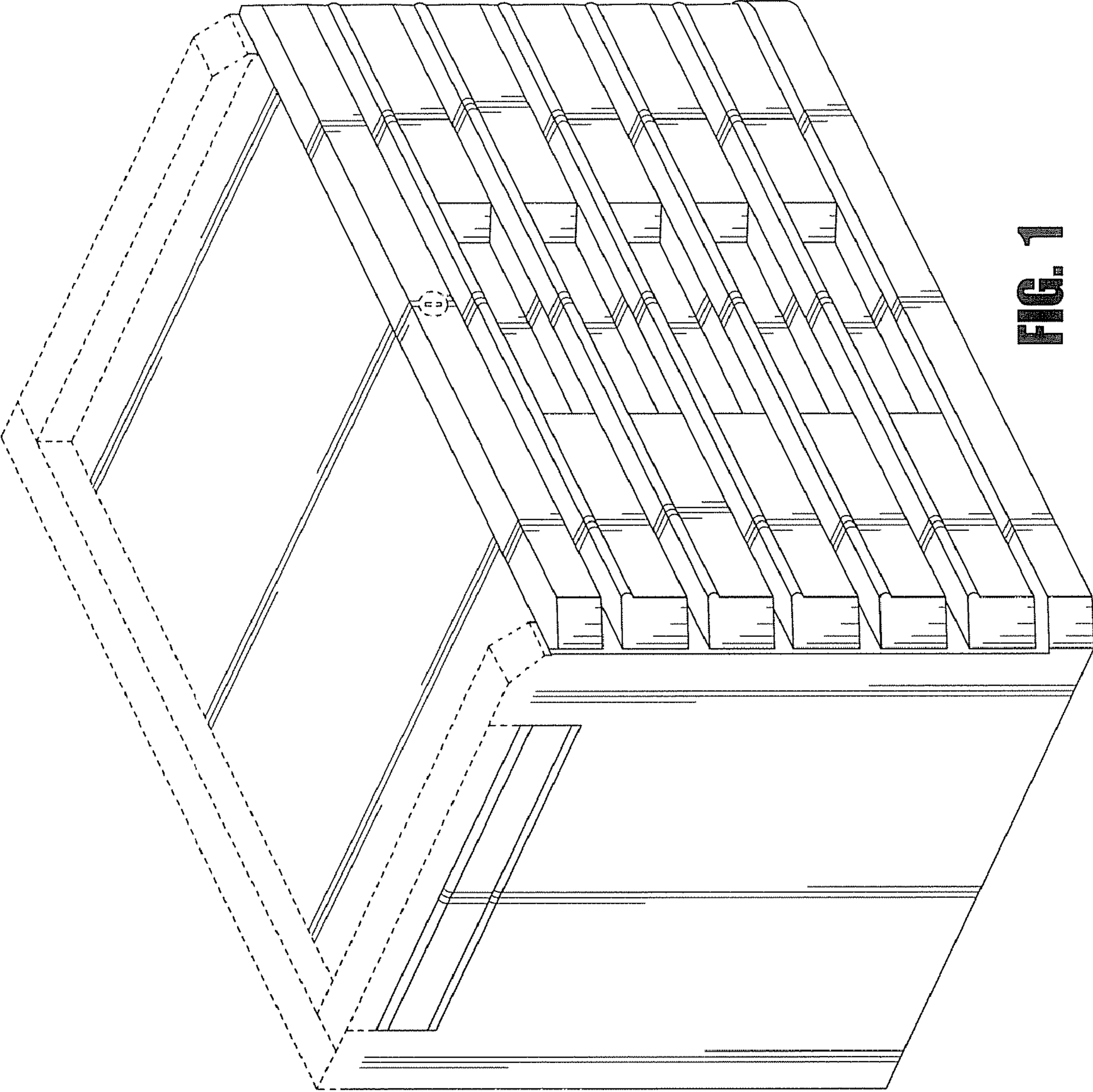


FIG. 1

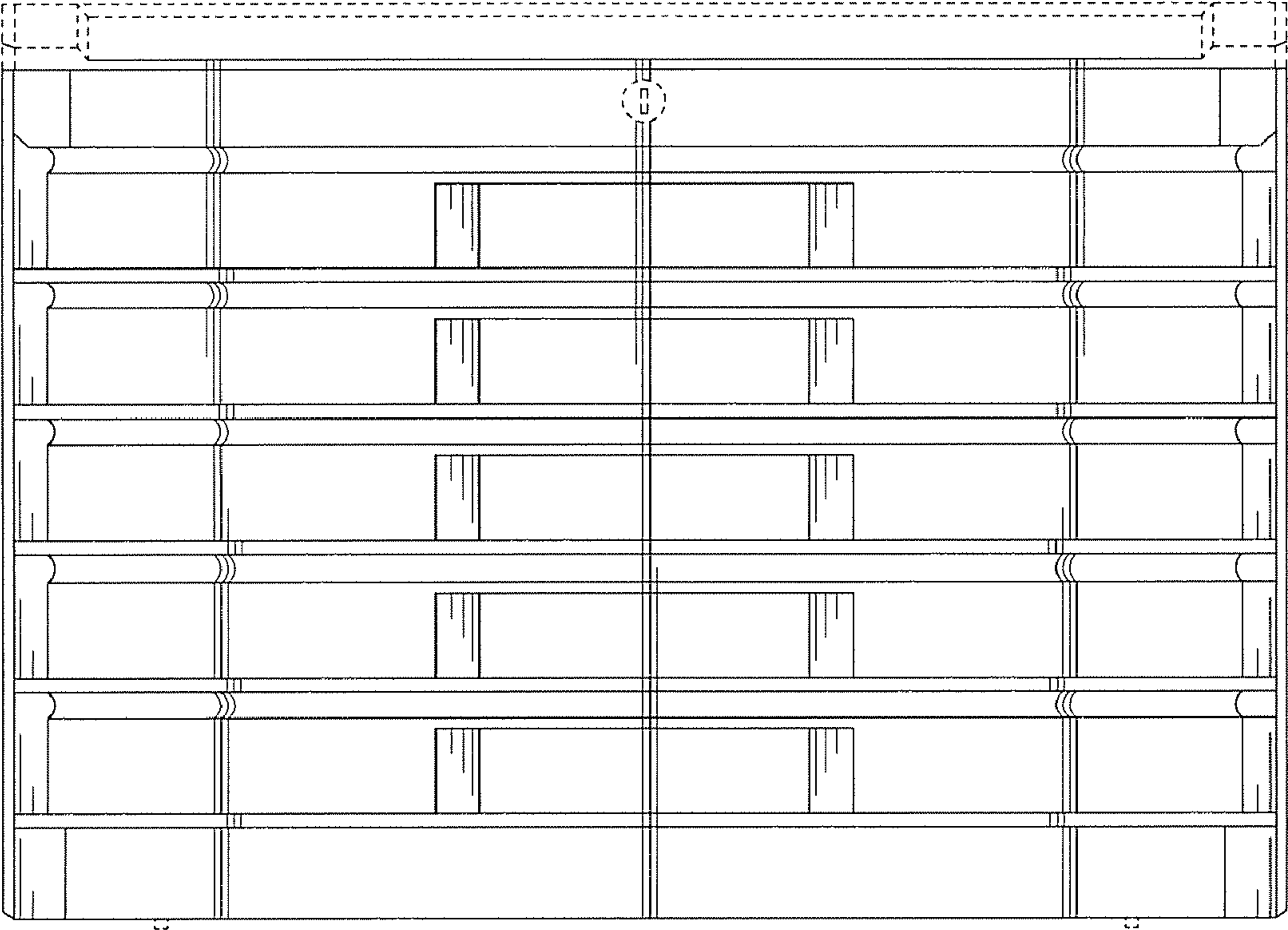


FIG. 2

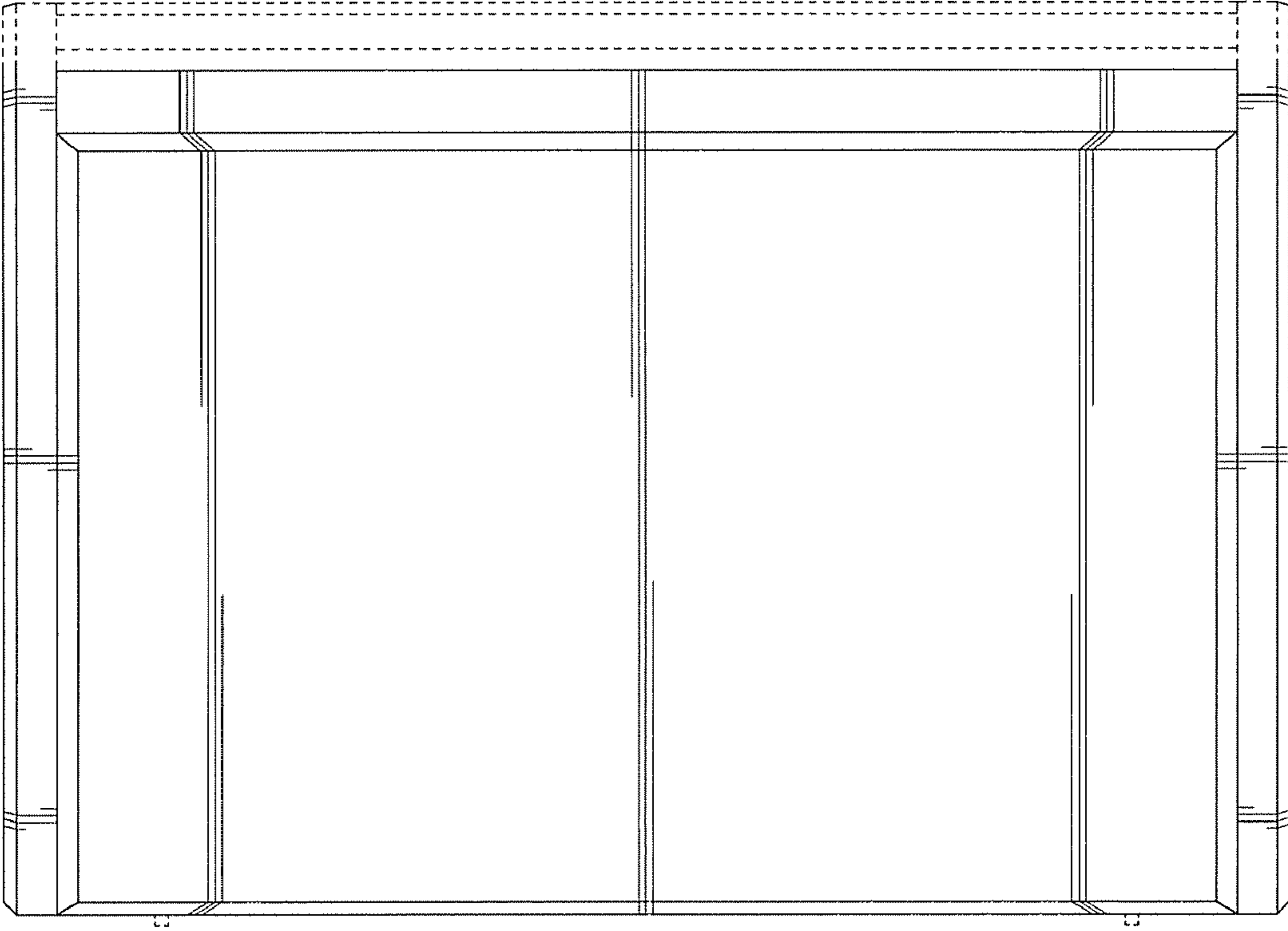


FIG. 3

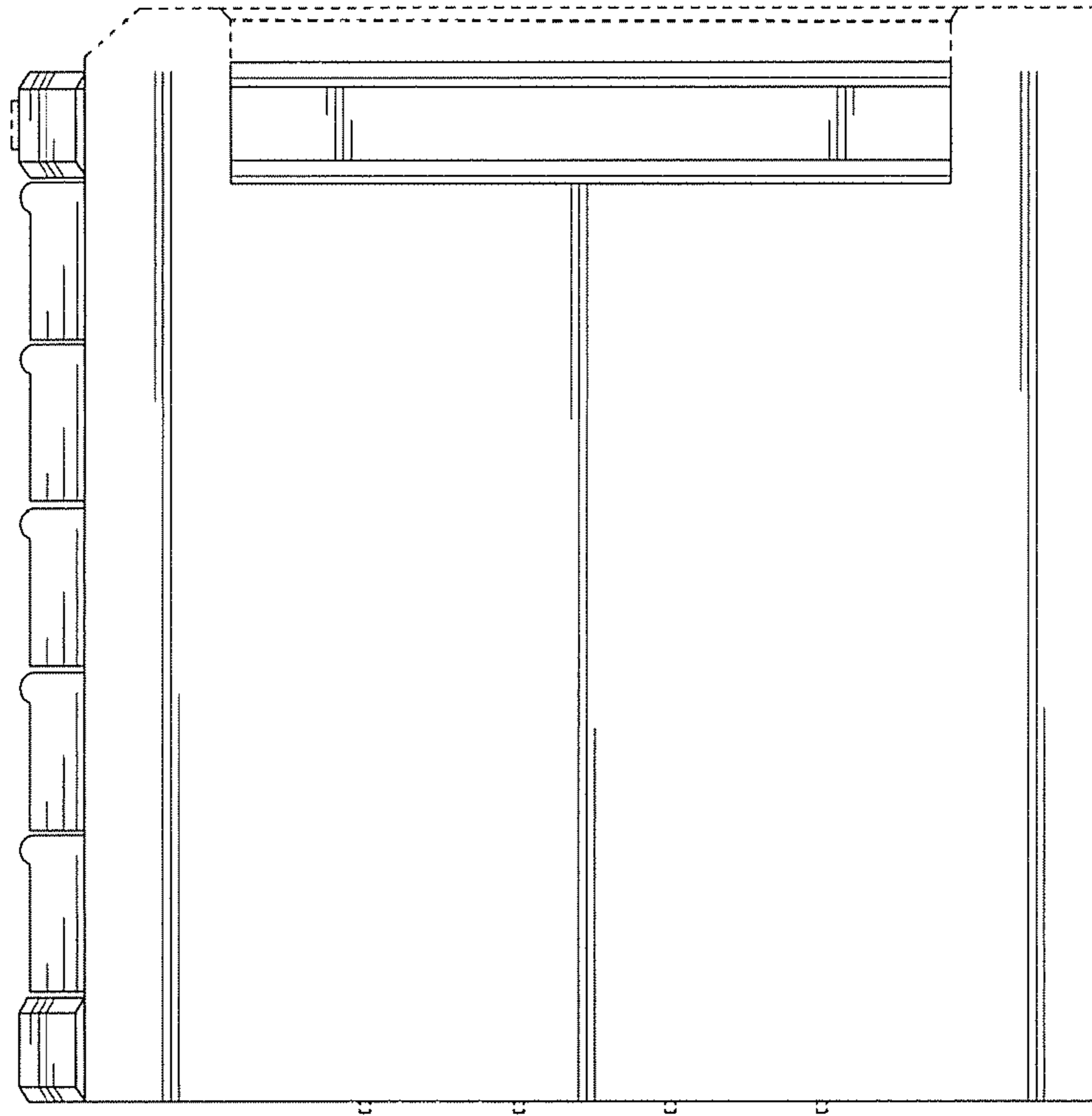


FIG. 4

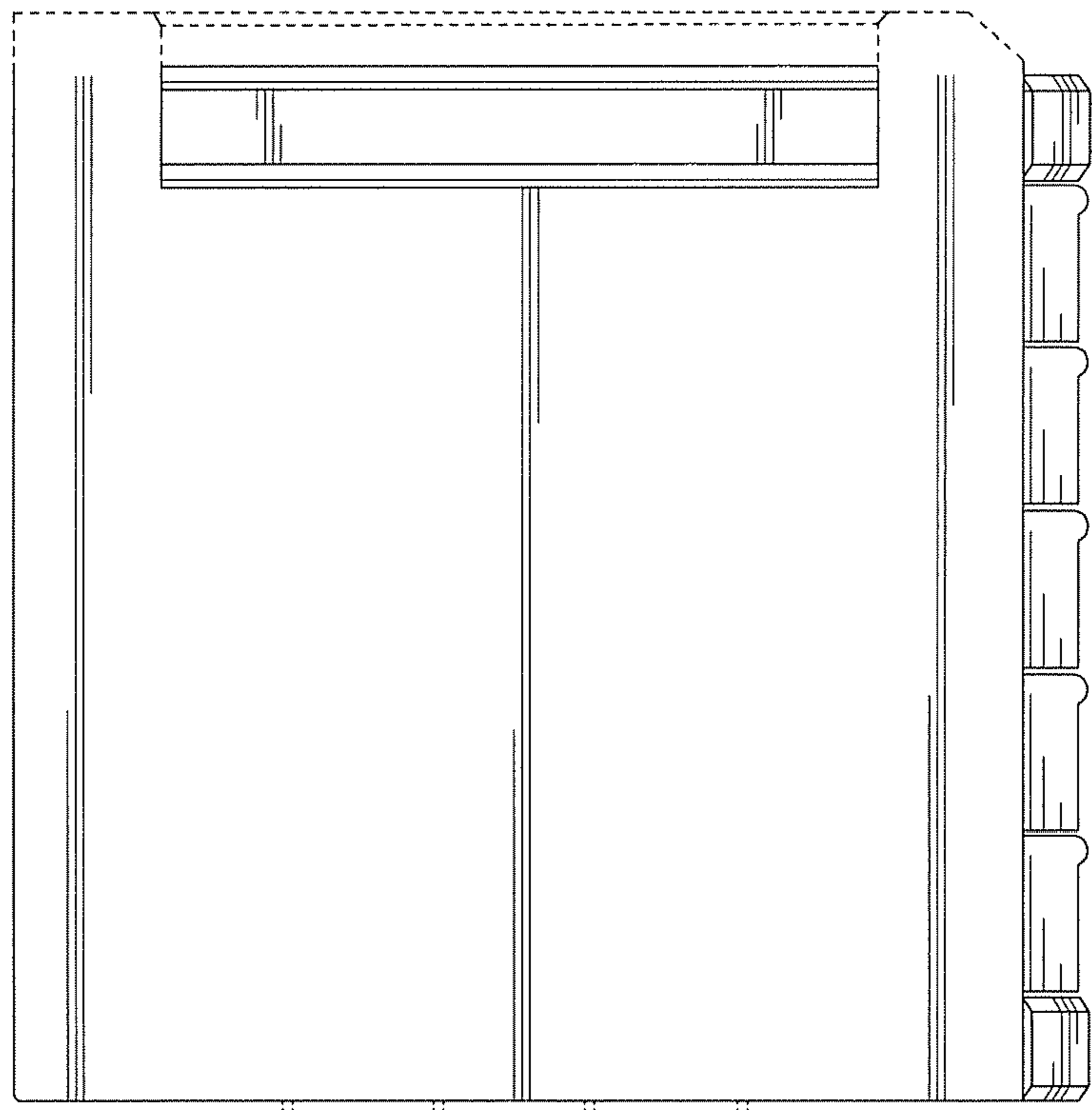


FIG. 5




FIG. 6




FIG. 7