



US00D574566S

(12) **United States Design Patent**
Byrne

(10) **Patent No.:** **US D574,566 S**
(45) **Date of Patent:** **** Aug. 5, 2008**

(54) **HANDLE MOUNT PORTION OF DRYWALL
DUSTER BASE**

(75) Inventor: **James M. Byrne**, Wooster, OH (US)

(73) Assignee: **The Wooster Brush Company**,
Wooster, OH (US)

(**) Term: **14 Years**

(21) Appl. No.: **29/275,038**

(22) Filed: **Dec. 11, 2006**

(51) **LOC (8) Cl.** **04-01**

(52) **U.S. Cl.** **D32/50; D8/45**

(58) **Field of Classification Search** D8/14,
D8/45, 90; D32/50, 51; 403/57, 58, 74,
403/94; D4/199; 15/235.4; 451/523, 524,
451/525

See application file for complete search history.

(56) **References Cited**

U.S. PATENT DOCUMENTS

| | | | | | |
|-----------|-----|--------|----------------|-------|---------|
| 4,516,361 | A * | 5/1985 | Gringer | | 451/524 |
| D343,998 | S * | 2/1994 | Griggs | | D8/45 |
| D349,375 | S * | 8/1994 | Berti | | D32/50 |
| D358,972 | S * | 6/1995 | Libman | | D8/107 |
| D366,740 | S * | 1/1996 | Clausen et al. | | D32/50 |
| 5,895,316 | A | 4/1999 | Williams | | |
| 6,053,805 | A | 4/2000 | Sanchez | | |
| D460,232 | S * | 7/2002 | Weihrauch | | D32/50 |

| | | | | | |
|-----------|------|---------|---------------------|-------|----------|
| D465,890 | S * | 11/2002 | Rivera et al. | | D32/50 |
| 6,484,346 | B2 * | 11/2002 | Kingry et al. | | 15/231 |
| 6,546,584 | B2 * | 4/2003 | Hobden | | 15/144.1 |
| 6,634,937 | B1 | 10/2003 | Edwards et al. | | |
| 6,659,852 | B1 | 12/2003 | Wettstein et al. | | |
| D506,050 | S * | 6/2005 | Lalanne et al. | | D32/45 |
| 6,991,529 | B2 | 1/2006 | Annis et al. | | |
| D532,170 | S * | 11/2006 | Davis-Wilson et al. | | D32/50 |
| D538,495 | S * | 3/2007 | Lacotta et al. | | D32/50 |
| D544,668 | S * | 6/2007 | Harper et al. | | D32/51 |
| D553,317 | S * | 10/2007 | Dotterman et al. | | D32/40 |
| D559,489 | S * | 1/2008 | Li | | D32/50 |

* cited by examiner

Primary Examiner—Philip Hyder

(74) *Attorney, Agent, or Firm*—Renner, Otto, Boisselle & Sklar, LLP

(57) **CLAIM**

The ornamental design for a handle mount portion of drywall duster base, as shown and described.

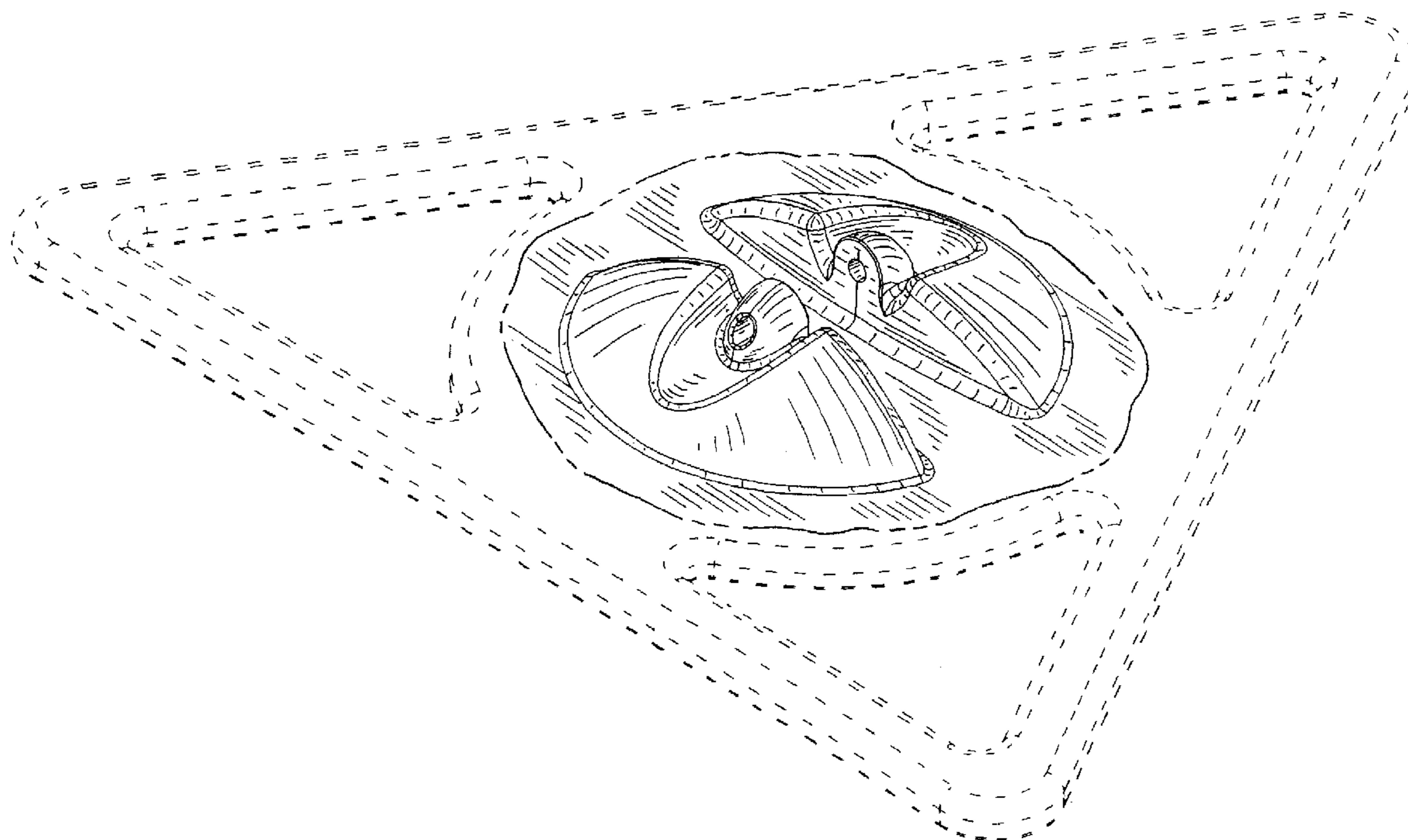
DESCRIPTION

FIG. 1 is a perspective view of a handle mount portion showing my new design; and,

FIG. 2 is a side elevation view of one side thereof.

The broken line showing of the drywall duster base of which the handle mount portion is a part is for illustrative purposes only and forms no part of the claimed design.

1 Claim, 2 Drawing Sheets



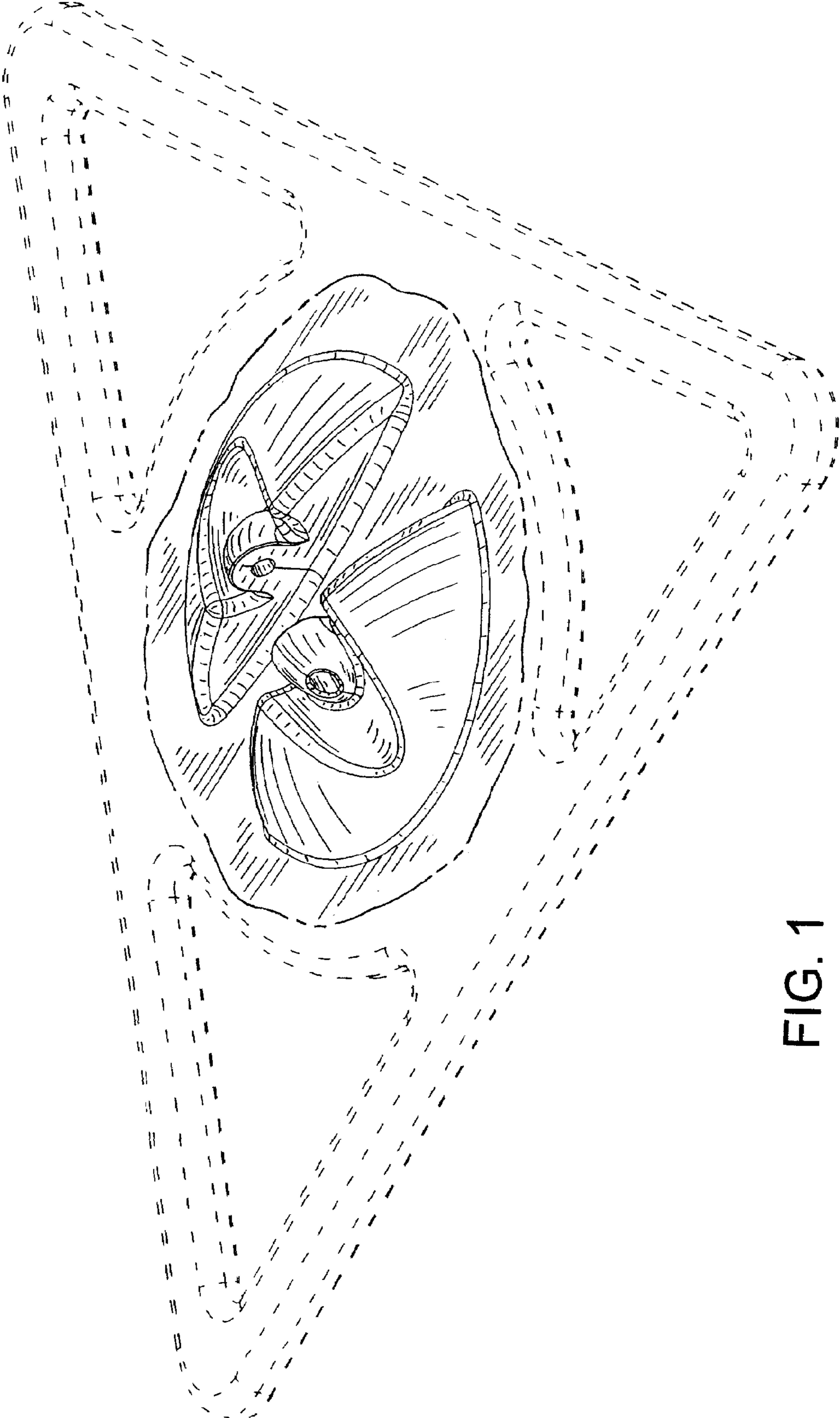


FIG. 1

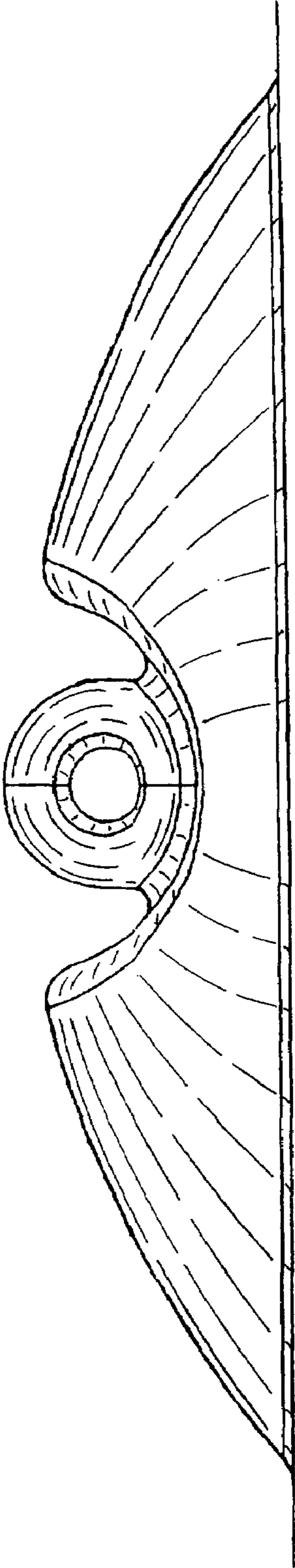


FIG. 2