



US00D574556S

(12) **United States Design Patent**
Lablaine

(10) **Patent No.:** **US D574,556 S**

(45) **Date of Patent:** **** Aug. 5, 2008**

(54) **DEPILATORY DEVICE**

(75) Inventor: **Bruno Lablaine**, Thivars (FR)

(73) Assignee: **Reckitt Benckiser (UK) Limited**,
Slough, Berkshire (GB)

(**) Term: **14 Years**

(21) Appl. No.: **29/285,724**

(22) Filed: **Apr. 5, 2007**

(30) **Foreign Application Priority Data**

Oct. 6, 2006 (EM) 000601943-0001
Oct. 6, 2006 (EM) 000601943-0002

(51) **LOC (8) Cl.** **28-03**

(52) **U.S. Cl.** **D28/44.1**

(58) **Field of Classification Search** D28/44,
D28/44.1; D24/133, 147; 606/131, 133;
30/43-43.92; D32/46, 49

See application file for complete search history.

(56) **References Cited**

U.S. PATENT DOCUMENTS

D361,634 S * 8/1995 Swinton D24/147

D370,099 S * 5/1996 Mancini D32/46
D424,691 S * 5/2000 Yavitz D24/133
D508,586 S * 8/2005 Shurtleff D28/44
D525,744 S * 7/2006 Dibnah et al. D28/44
D535,394 S * 1/2007 Johnson et al. D24/133

* cited by examiner

Primary Examiner—Jennifer Rivard

(74) *Attorney, Agent, or Firm*—TraskBritt

(57) **CLAIM**

The ornamental design for a depilatory device, as shown and described.

DESCRIPTION

FIG. 1 is a perspective view showing a new design;

FIG. 2 is a top view of the new design;

FIG. 3 is a bottom view of the new design;

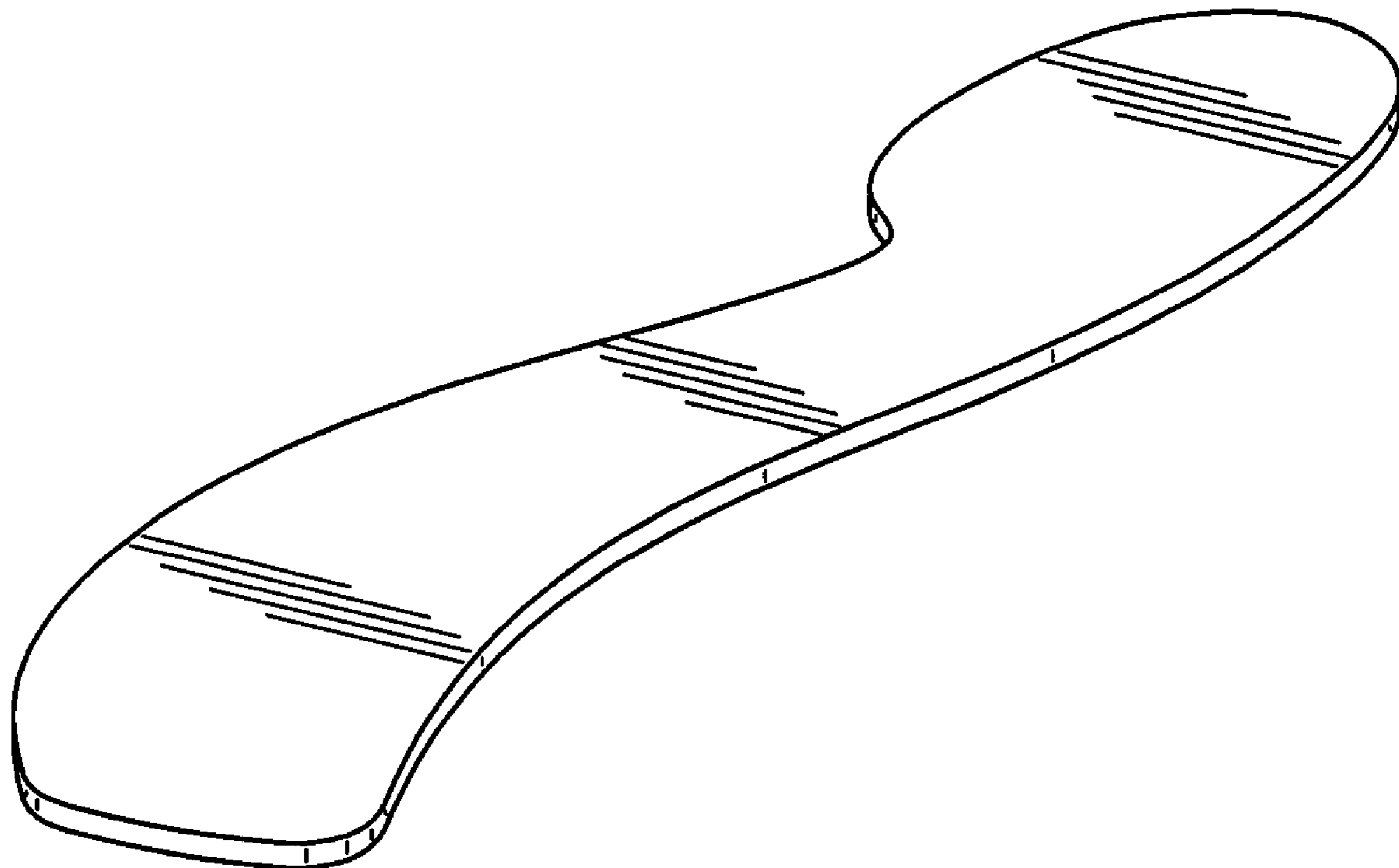
FIG. 4 is a back view of the new design;

FIG. 5 is a front view of the new design;

FIG. 6 is a first side view of the new design; and,

FIG. 7 is a second side view of the new design.

1 Claim, 2 Drawing Sheets



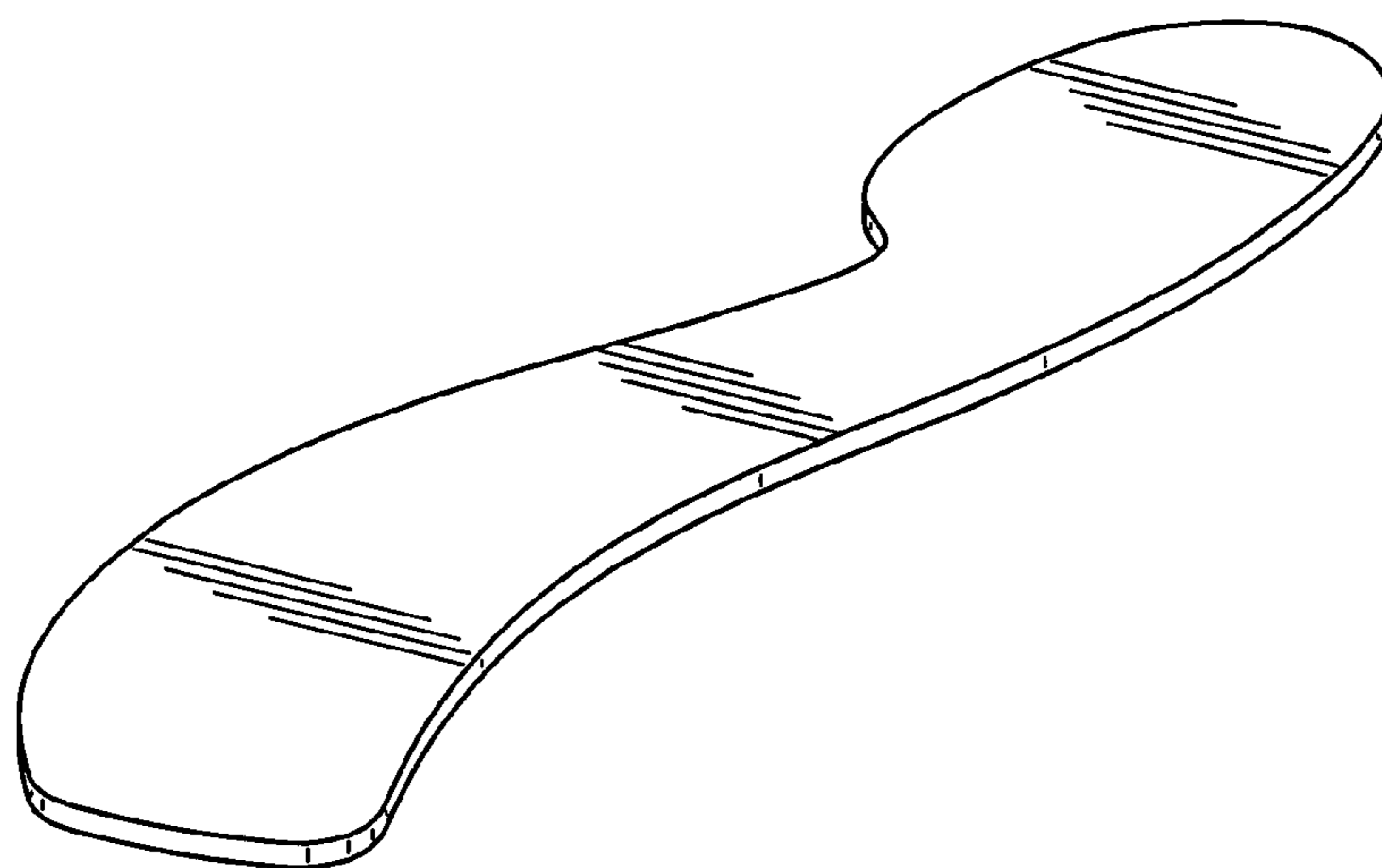


Fig.1.

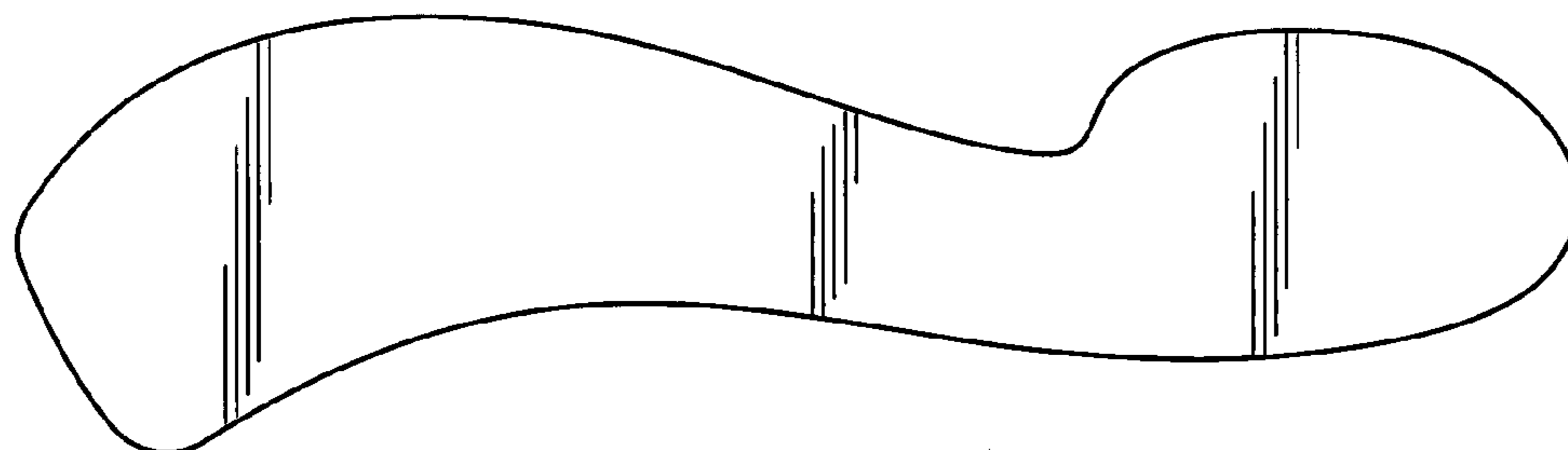


Fig.2.

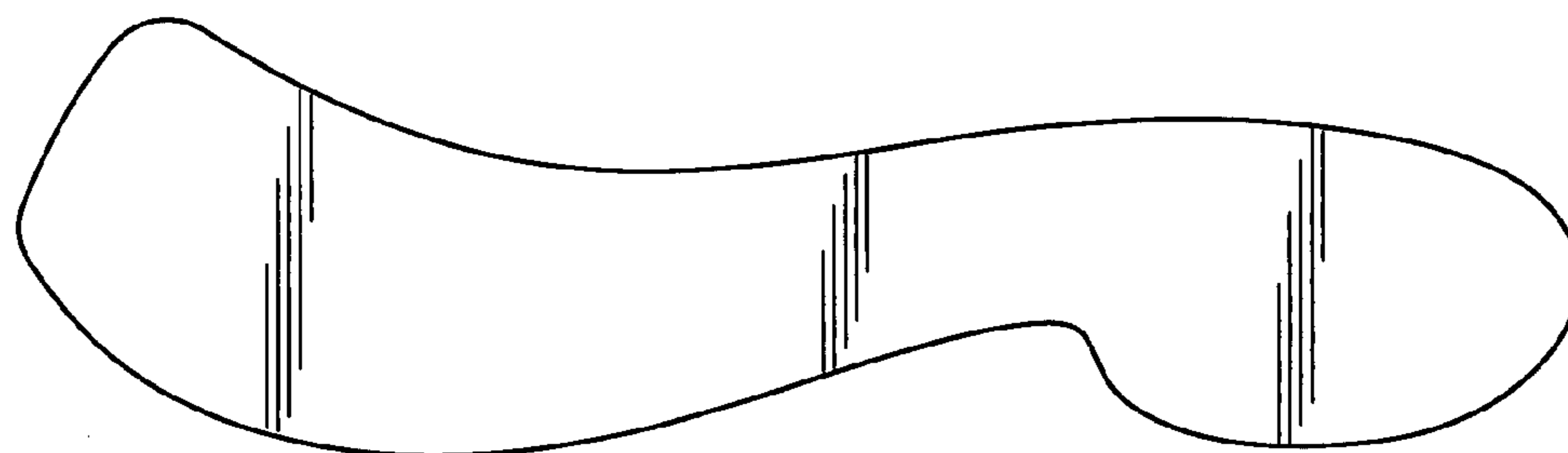


Fig.3.




Fig. 4.

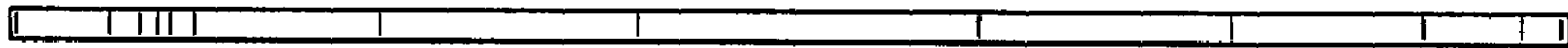


Fig. 5.



Fig. 6.

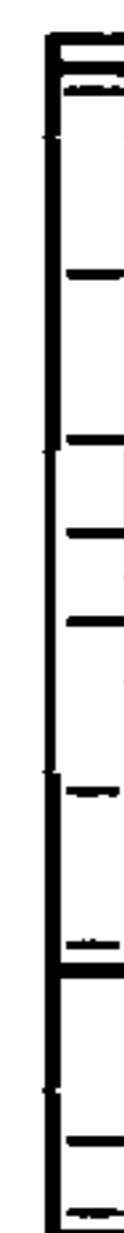


Fig. 7.