



US00D574548S

(12) **United States Design Patent**
Wilcox et al.

(10) **Patent No.:** **US D574,548 S**

(45) **Date of Patent:** **** Aug. 5, 2008**

(54) **CEILING LIGHTING FIXTURE**

(75) Inventors: **Kurt S. Wilcox**, Libertyville, IL (US);
Steven R. Walczak, Hales Corners, WI
(US); **Brian L. Kinnune**, Racine, WI
(US)

(73) Assignee: **Ruud Lighting, Inc.**, Racine, WI (US)

(**) Term: **14 Years**

(21) Appl. No.: **29/272,922**

(22) Filed: **Feb. 21, 2007**

(51) **LOC (8) Cl.** **26-03**

(52) **U.S. Cl.** **D26/89**

(58) **Field of Classification Search** D26/72,
D26/85, 88, 89; 362/147, 362, 367, 368,
362/404, 408

See application file for complete search history.

(56) **References Cited**

U.S. PATENT DOCUMENTS

D123,761 S	12/1940	Pieper	
D188,412 S	7/1960	Dempsey	
4,323,955 A *	4/1982	Mark	362/361
D267,516 S *	1/1983	Rambusch et al.	D26/72
D268,441 S *	3/1983	Siff	D26/24
D287,888 S *	1/1987	Castor et al.	D26/59
D305,694 S *	1/1990	Brown	D26/85
D407,840 S *	4/1999	Compton	D26/67
D427,340 S	6/2000	Beghelli	
D535,774 S *	1/2007	Weston et al.	D26/72
D551,379 S *	9/2007	Maxik	D26/74

OTHER PUBLICATIONS

Excerpt from enLux Lighting (www.enluxled.com), "enLux 6K Series LED Outdoor Area Light", 3 pages. Date: undated.

Excerpt from enLux Lighting (www.enluxled.com), "enLux 6K Series LED Theatrical Area Light", 1 page. Date: undated.

Alpha One GmbH, "Falcon Flood-Led", 5 pages. Date: undated.
Alpha One GmbH, "Savi Architectural LED Lighting", 3 pages.
Date: undated.

Excerpt from Supervision International website (www.svision.com), "Savi SHO", 2 pages. Date: undated.

Excerpt from Supervision International website (www.svision.com), "Savi SHO" technical specification, 2 pages. Date: undated.

Leotek brochure, "LED Outdoor Luminaire & Light Fixtures", 2 pages. Date: undated.

Excerpt from enLux Lighting (www.enluxled.com), "enLux 1K LED Light Bar Module," 2 pages.

* cited by examiner

Primary Examiner—Clare E Heflin

(74) *Attorney, Agent, or Firm*—Jansson Shupe & Munger Ltd.

(57) **CLAIM**

The ornamental design for a ceiling lighting fixture, as shown and described.

DESCRIPTION

FIG. 1 is a front top perspective view of a ceiling lighting fixture.

FIG. 2 is a front bottom perspective view of the ceiling lighting fixture of FIG. 1.

FIG. 3 is a front elevation view of the ceiling lighting fixture of FIG. 1, a back elevation view being a mirror image.


FIG. 4 is a left side elevation view of the ceiling lighting fixture of FIG. 1, a right side elevation view being a mirror image.

FIG. 5 is a bottom plan view of the ceiling lighting fixture of FIG. 1; and,

FIG. 6 is a top plan view of the ceiling lighting fixture of FIG. 1.

The broken lines are provided for illustrative purposes only and form no part of the claimed design.

1 Claim, 6 Drawing Sheets



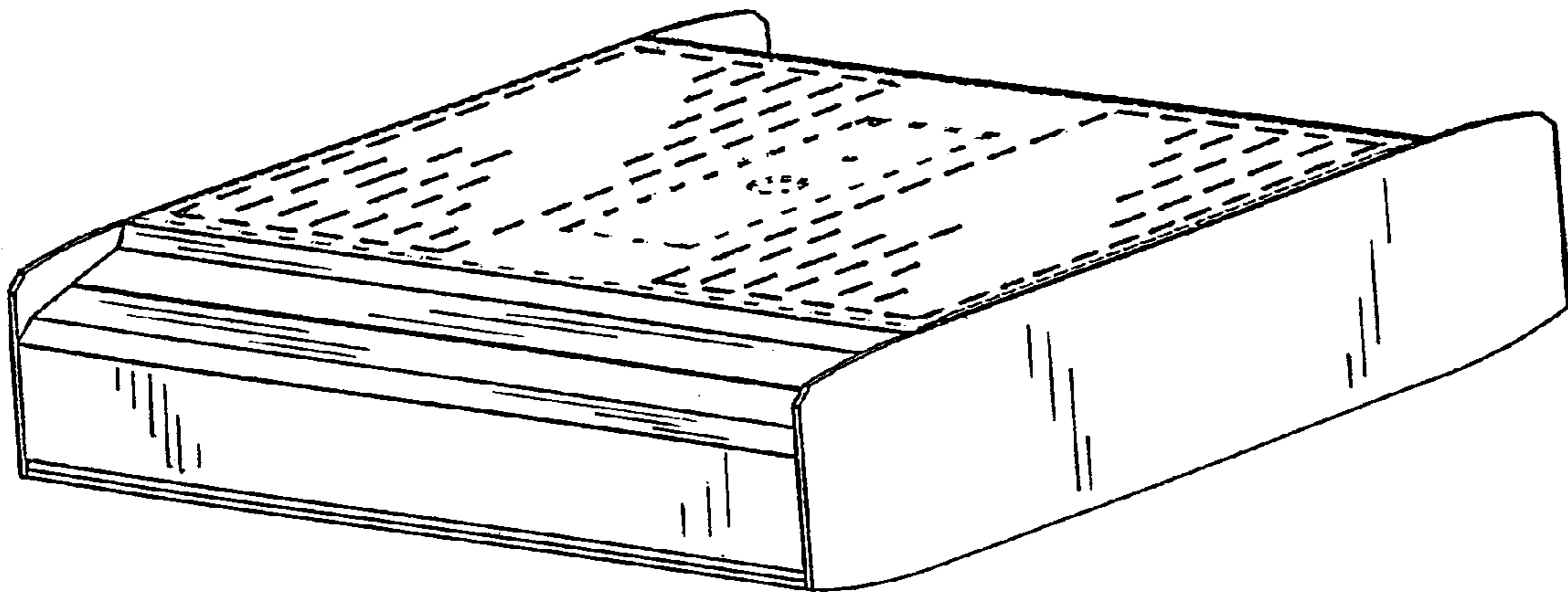


FIG. 1

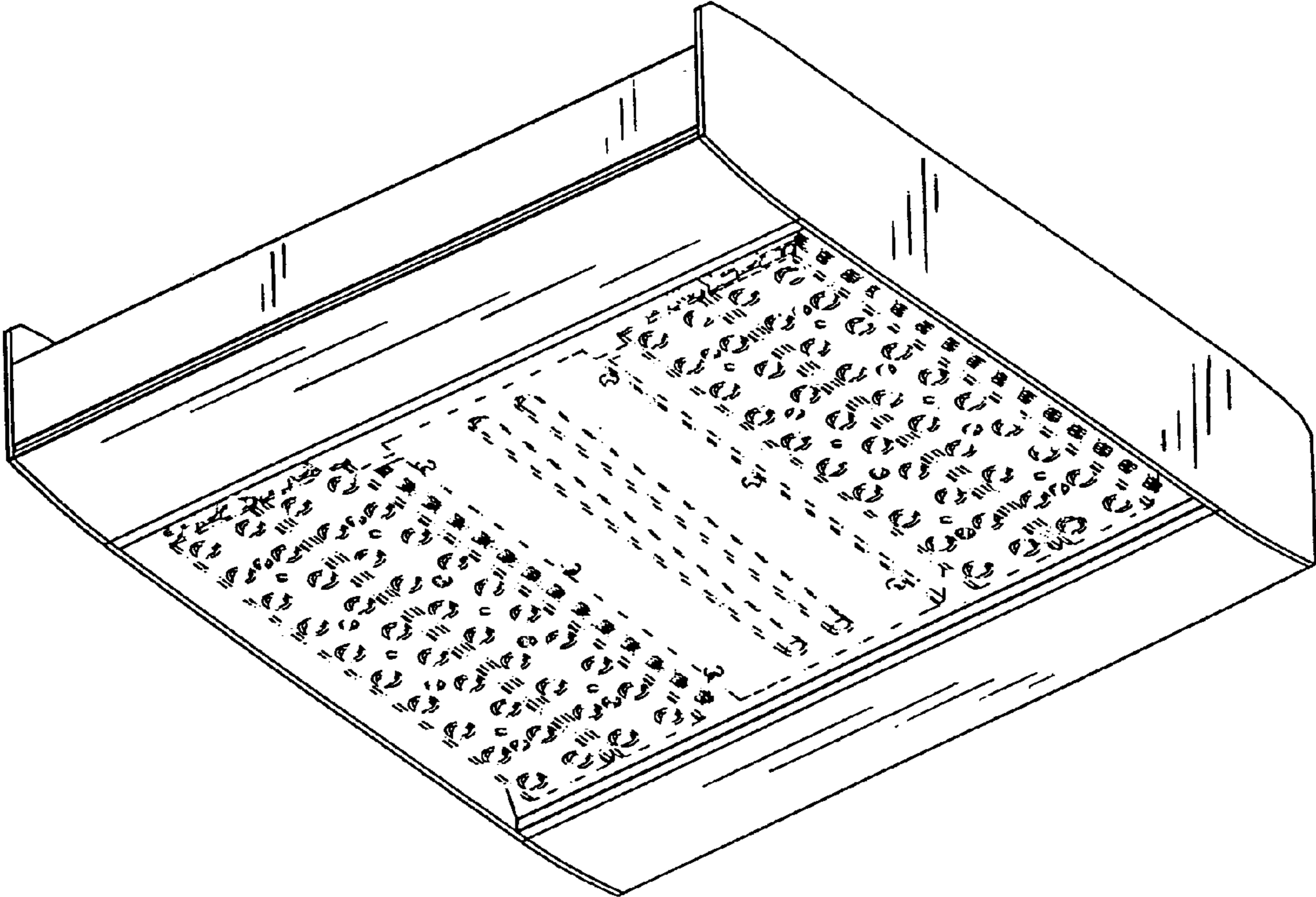


FIG. 2




FIG. 3




FIG. 4

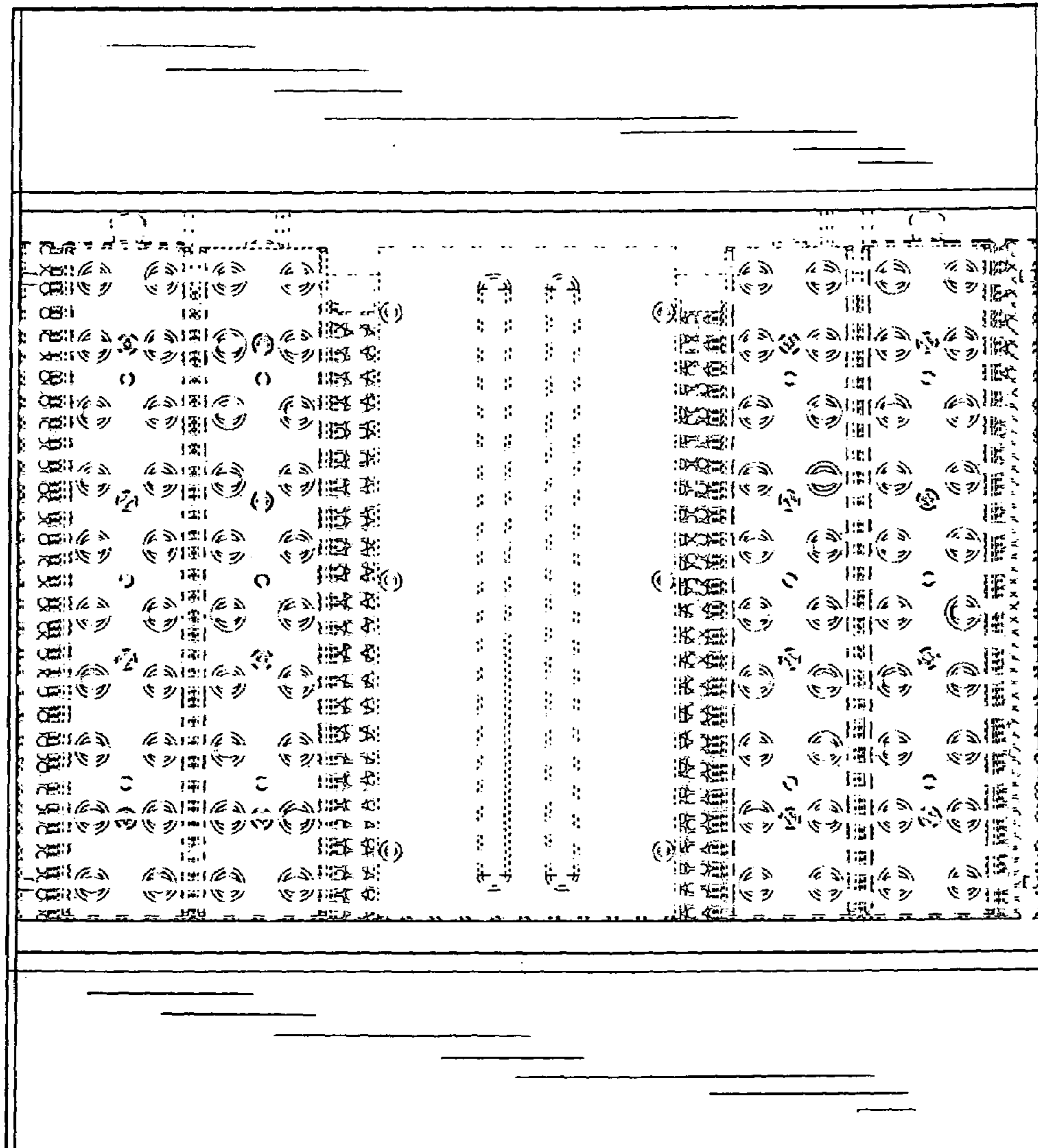


FIG. 5

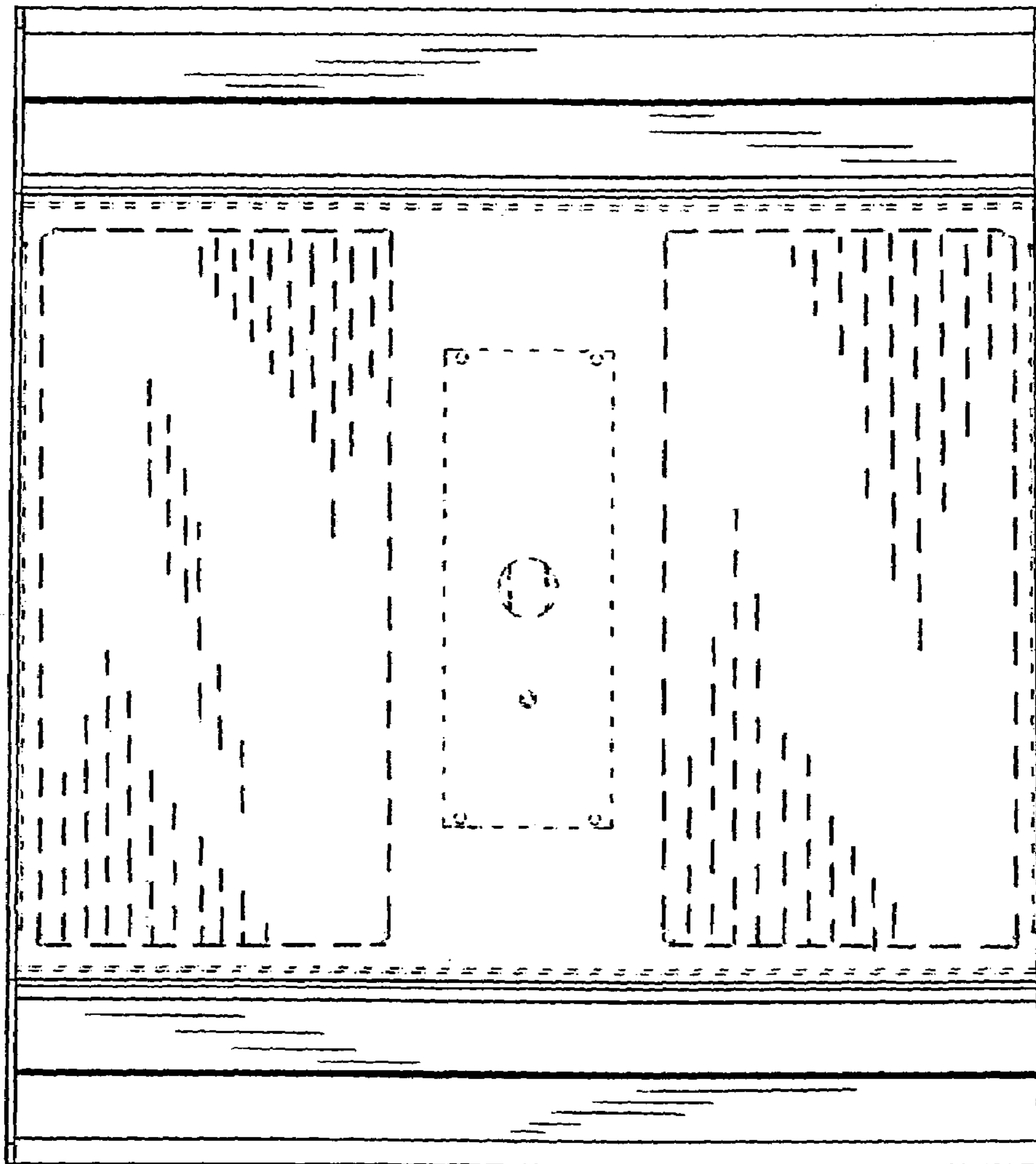


FIG. 6