



US00D574539S

(12) **United States Design Patent**
Sanoner

(10) **Patent No.:** **US D574,539 S**

(45) **Date of Patent:** **** Aug. 5, 2008**

(54) **SOLAR LIGHT**

(75) Inventor: **Hughes Marie Sanoner**, Discovery Bay (HK)

(73) Assignee: **Solar Wide Industrial Limited**, Tsuen Wan, New Territories, Hong Kong (CN)

(**) Term: **14 Years**

(21) Appl. No.: **29/294,237**

(22) Filed: **Dec. 28, 2007**

(30) **Foreign Application Priority Data**

Sep. 27, 2007 (EM) 000798004-0006

(51) **LOC (8) Cl.** **26-05**

(52) **U.S. Cl.** **D26/67**

(58) **Field of Classification Search** D26/67-71, D26/102, 106, 107; 362/183, 431, 101, 102
See application file for complete search history.

(56) **References Cited**

U.S. PATENT DOCUMENTS

D221,615 S * 8/1971 Simonds et al. D26/68

D226,778 S * 4/1973 Breed et al. D26/67

D235,678 S * 7/1975 Goldberg D26/68
D310,887 S * 9/1990 Paris D26/68
D378,435 S * 3/1997 Trombley D26/68
5,626,418 A * 5/1997 Angelis et al. 362/390
D389,940 S * 1/1998 Waldmann D26/76
D443,941 S * 6/2001 Boeckley D26/67
D444,253 S * 6/2001 Blanchard D26/67

* cited by examiner

Primary Examiner—Clare E Heflin

(74) *Attorney, Agent, or Firm*—Alix, Yale & Ristas, LLP

(57) **CLAIM**

The ornamental design for a solar light, as shown and described.

DESCRIPTION

FIG. 1 is a front, right side and top perspective view of a solar light showing my new design;

FIG. 2 is a front elevational view thereof;

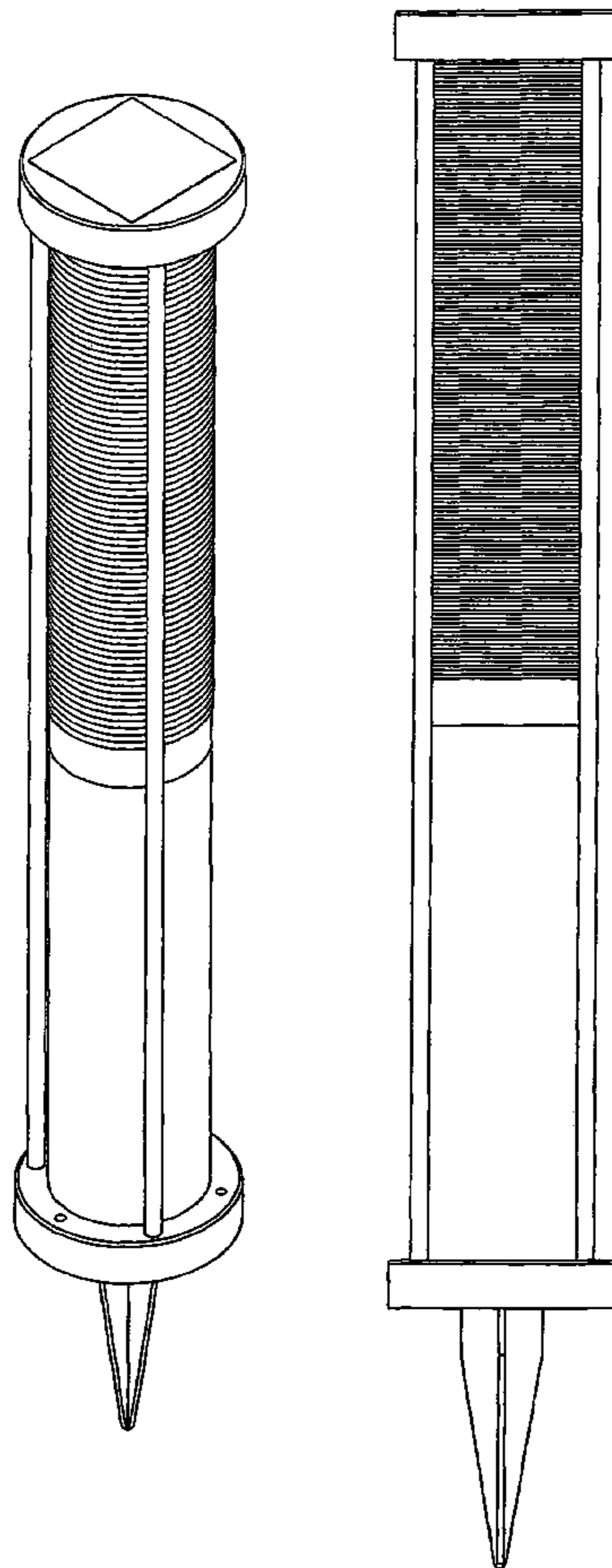
FIG. 3 is a rear elevational view thereof;

FIG. 4 is a left side elevational view thereof;

FIG. 5 is a top plan view thereof; and,

FIG. 6 is a bottom plan end view thereof.

1 Claim, 3 Drawing Sheets



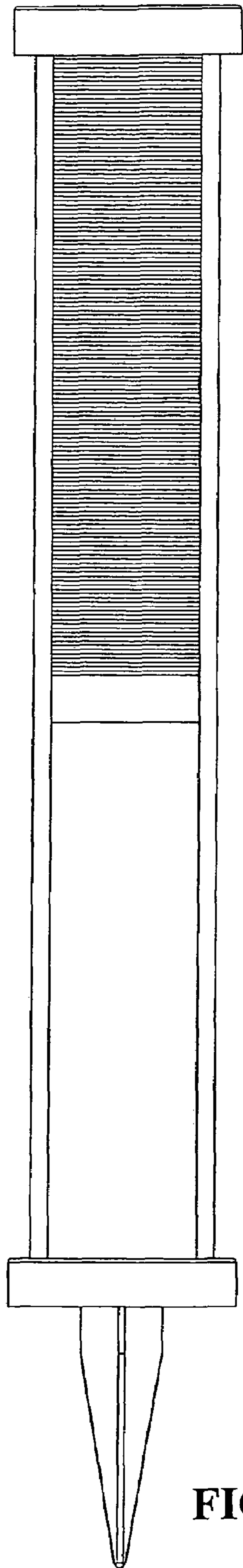


FIG. 2

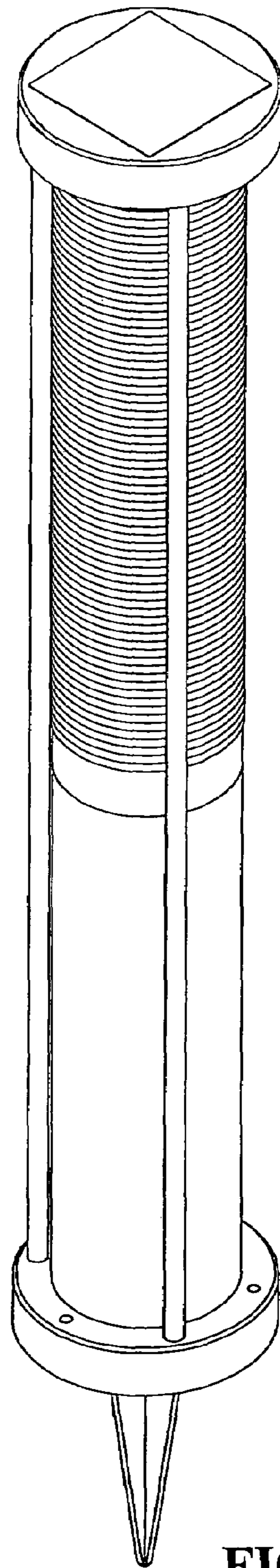


FIG. 1




FIG. 3




FIG. 4

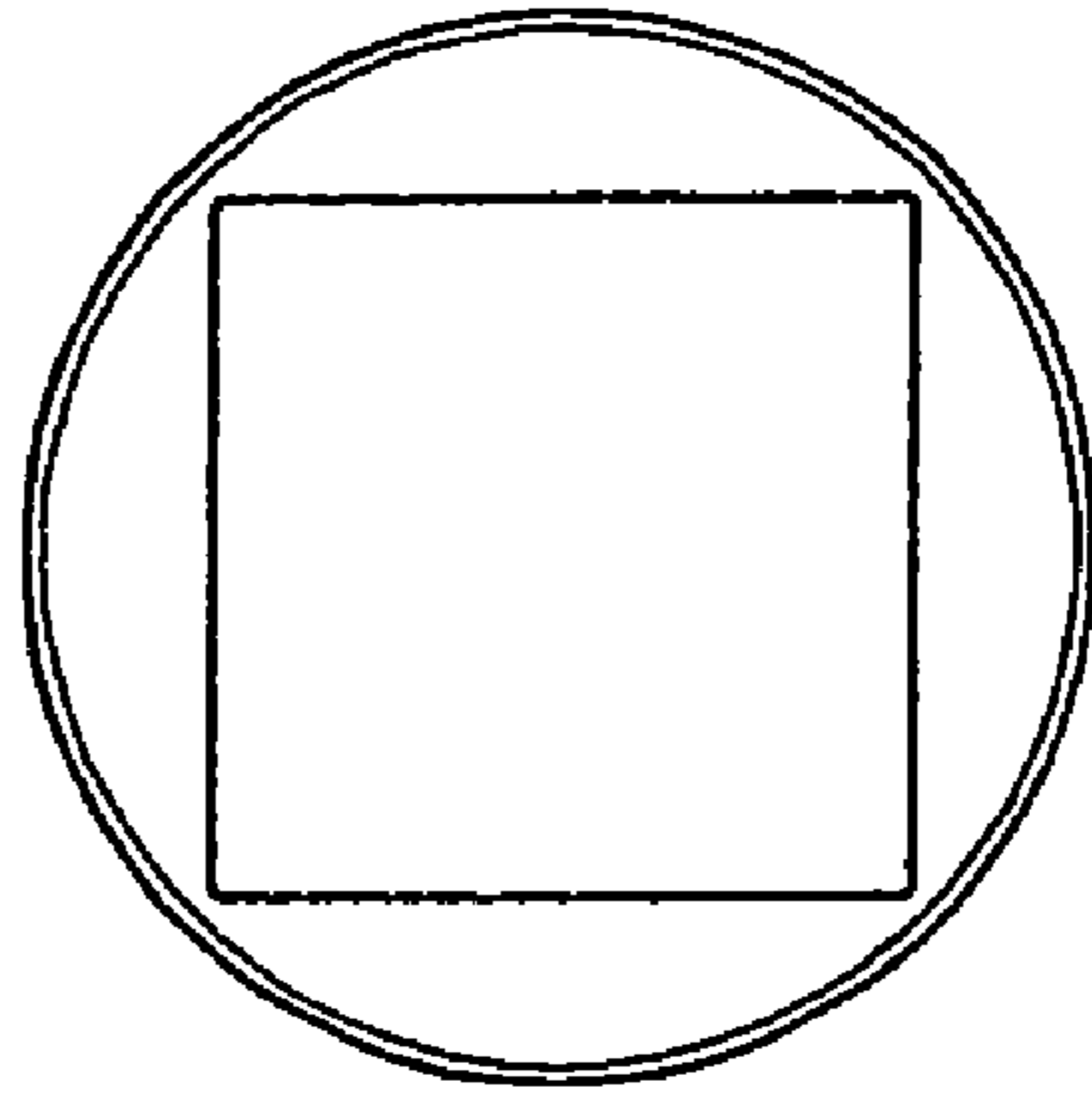


FIG. 5




FIG. 6