



US00D574523S

(12) **United States Design Patent**
Suzuki et al.

(10) **Patent No.:** **US D574,523 S**
(45) **Date of Patent:** **** Aug. 5, 2008**

(54) **REAR COMBINATION LAMP FOR AN
AUTOMOBILE**

(75) Inventors: **Hiroaki Suzuki**, Toyota (JP); **Yoshikazu
Shouji**, Yokosuka (JP)

(73) Assignee: **Toyota Jidosha Kabushiki Kaisha** (JP)

(**) Term: **14 Years**

(21) Appl. No.: **29/281,082**

(22) Filed: **Jun. 14, 2007**

(30) **Foreign Application Priority Data**

Dec. 15, 2006 (JP) 2006-034508

(51) **LOC (8) Cl.** **26-06**

(52) **U.S. Cl.** **D26/28**

(58) **Field of Classification Search** D26/28-36;
362/459-468, 475-478, 485-487
See application file for complete search history.

(56) **References Cited**

U.S. PATENT DOCUMENTS

D552,769 S * 10/2007 Leclercq D26/28
D553,269 S * 10/2007 Pfeiffer et al. D26/28
D561,357 S * 2/2008 Leclercq D26/28

OTHER PUBLICATIONS

Mazda, MPV, Brochure of MPV, Aug. 2005, Mazda Motor Corpora-
tion.

Jeep, Cherokee, Brochure of Jeep Cherokee, Oct. 2005, Daimler
Chrysler Corporation.

* cited by examiner

Primary Examiner—Marcus A. Jackson

(74) *Attorney, Agent, or Firm*—SAIDMAN DesignLaw
Group

(57) **CLAIM**

The ornamental design for a rear combination lamp for an
automobile, as shown and described.

DESCRIPTION

FIG. 1 is a front perspective view of a rear combination lamp
for an automobile showing our new design;

FIG. 2 is a front view thereof;


FIG. 3 is a right-side view thereof;

FIG. 4 is a left-side view thereof;

FIG. 5 is a top view thereof; and,

FIG. 6 is a bottom view thereof.

1 Claim, 1 Drawing Sheet






FIG. 1




FIG. 2




FIG. 3



FIG. 4




FIG. 5



FIG. 6